

[54] **DISPLAY CABINET**

2143662 2/1985 United Kingdom .

[76] **Inventor: Maurits L. De Prins, 11 Galgenstraat, 2232 Schilde 2130, Belgium**

[**] **Term: 14 Years**

[21] **Appl. No.: 845,818**

[22] **Filed: Mar. 25, 1986**

[52] **U.S. Cl. D6/470; D6/438; D6/439**

[58] **Field of Search D6/407, 470, 436, 437, D6/438, 439; D34/17, 20, 21, 23; 211/40; 312/8, 9, 10, 12, 114**

[56] **References Cited**

U.S. PATENT DOCUMENTS

- D. 86,294 2/1932 Simons et al. .
- D. 150,722 8/1948 Neville D6/439
- D. 153,961 4/1948 Malkin .
- D. 181,285 10/1957 Gaines D6/438
- D. 212,568 10/1968 Emery et al. .
- D. 230,545 3/1974 Mouchon D6/470
- D. 239,892 5/1976 Eisen .
- D. 253,383 11/1979 Geli .
- D. 272,498 2/1984 Kemp, III et al. D6/437
- D. 283,184 4/1986 Saporiti .
- D. 288,393 2/1987 Mottais D6/436
- 2,905,926 9/1959 Aid .
- 3,660,832 5/1972 Hoshall 340/280
- 4,245,871 1/1981 Rex D6/407 X
- 4,300,040 11/1981 Gould et al. 235/381
- 4,414,467 11/1983 Gould et al. 235/381

FOREIGN PATENT DOCUMENTS

962107 7/1975 United Kingdom .

OTHER PUBLICATIONS

- "Video Vendor" brochure; Synopco, Inc.; 1 page; Copyright 1985.
- "VMART" brochure; Videomatic, a division of Video International Products, Inc.; 2 page folder with inserted page.
- "MoVideo" brochure; MoVideo of Easton, Pa.; 2 page brochure with attached photograph.
- "The Movie Machine" photograph; Group I Entertainment; 1 page.
- "Rolls Royce" brochure; made in West Germany; 2 pages.
- "KEYOSK Video Rental System" brochure; 4 pages.
- "Vend-A-Video" brochure; Vend-A-Video, Inc.; 3 page folder.
- "Video Vendor" brochure; Video Vendor, Inc.; 4 page booklet.
- "Videocassettes Uit de Murr"; Video Vak; pp. 23-24.

Primary Examiner—Carmen H. Vales
Attorney, Agent, or Firm—Saidman, Sterne, Kessler & Goldstein

[57] **CLAIM**

The ornamental design for a display cabinet, as shown and described.

DESCRIPTION

FIG. 1 is a front perspective view of a display cabinet showing my new design;
 FIG. 2 is a front elevational view thereof;
 FIG. 3 is a left side elevational view as seen when in use, the right side being a mirror image thereof; and
 FIG. 4 is a top plan view thereof.

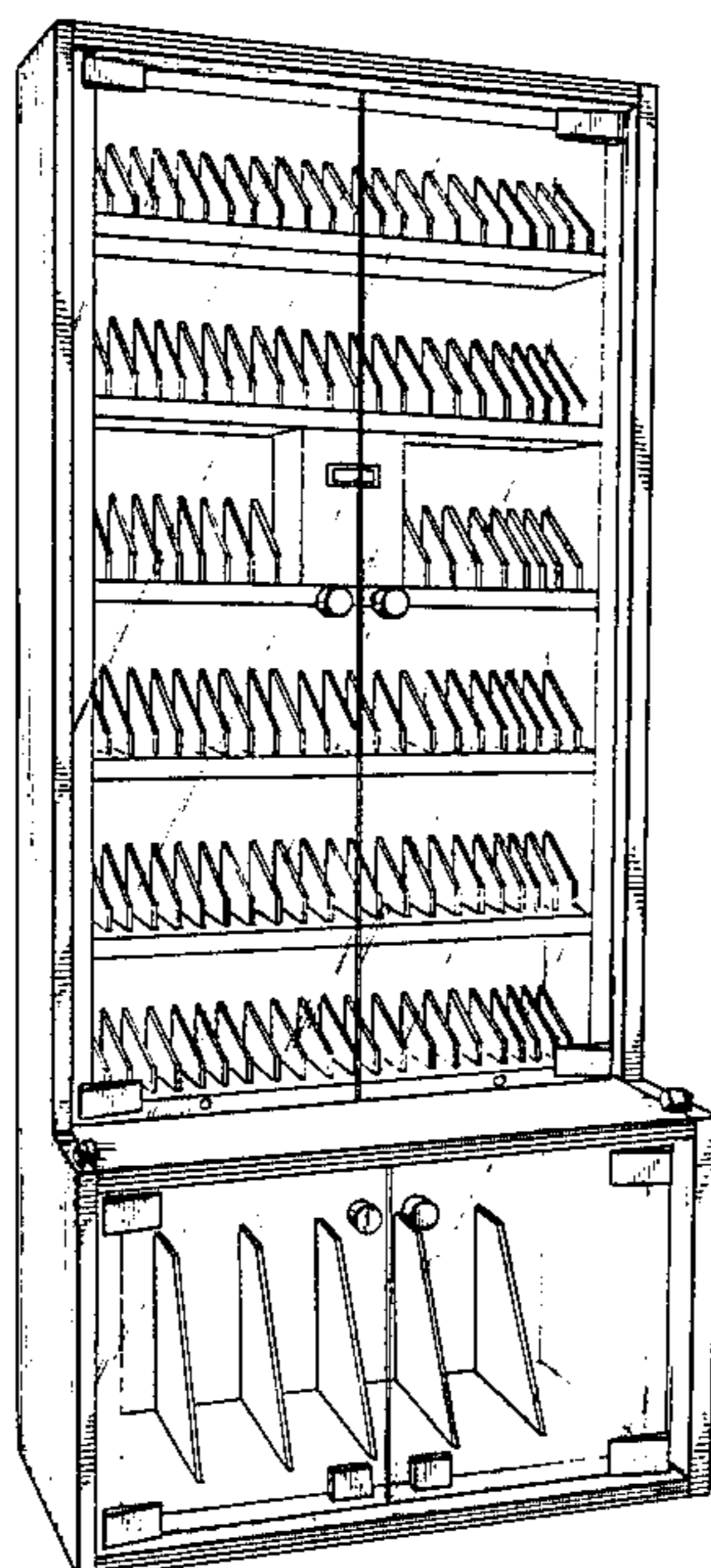


FIG. 1

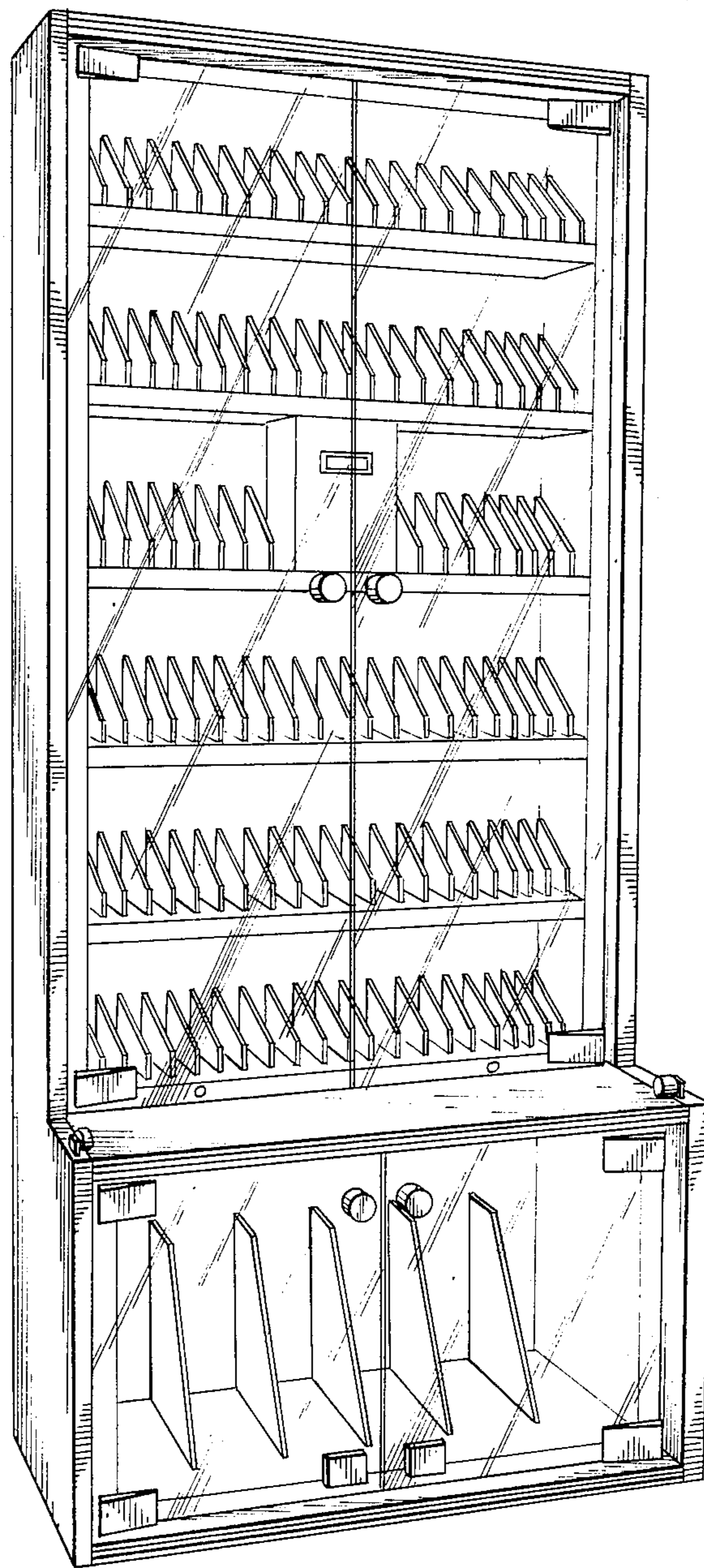


FIG. 2

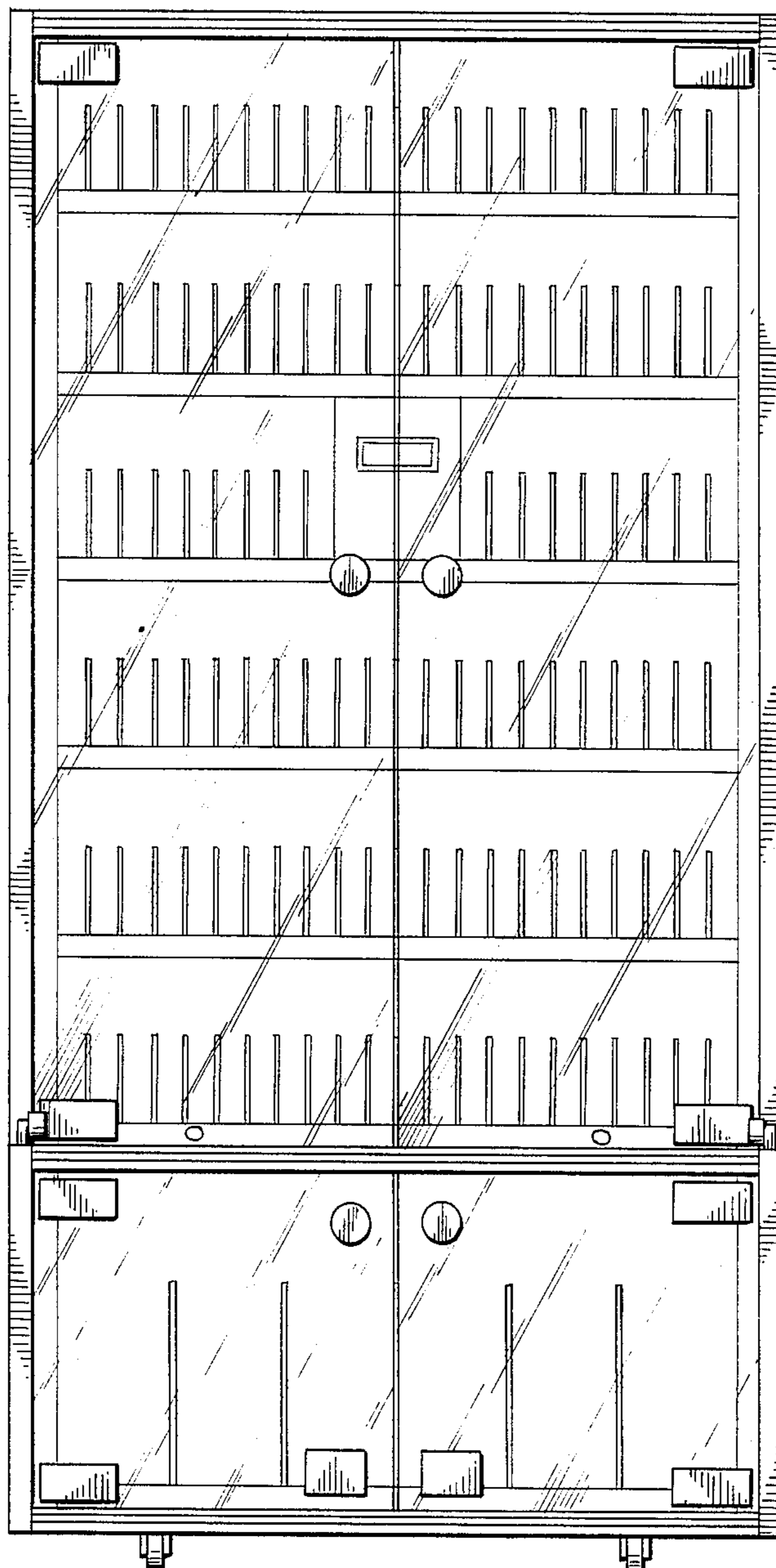



FIG. 3



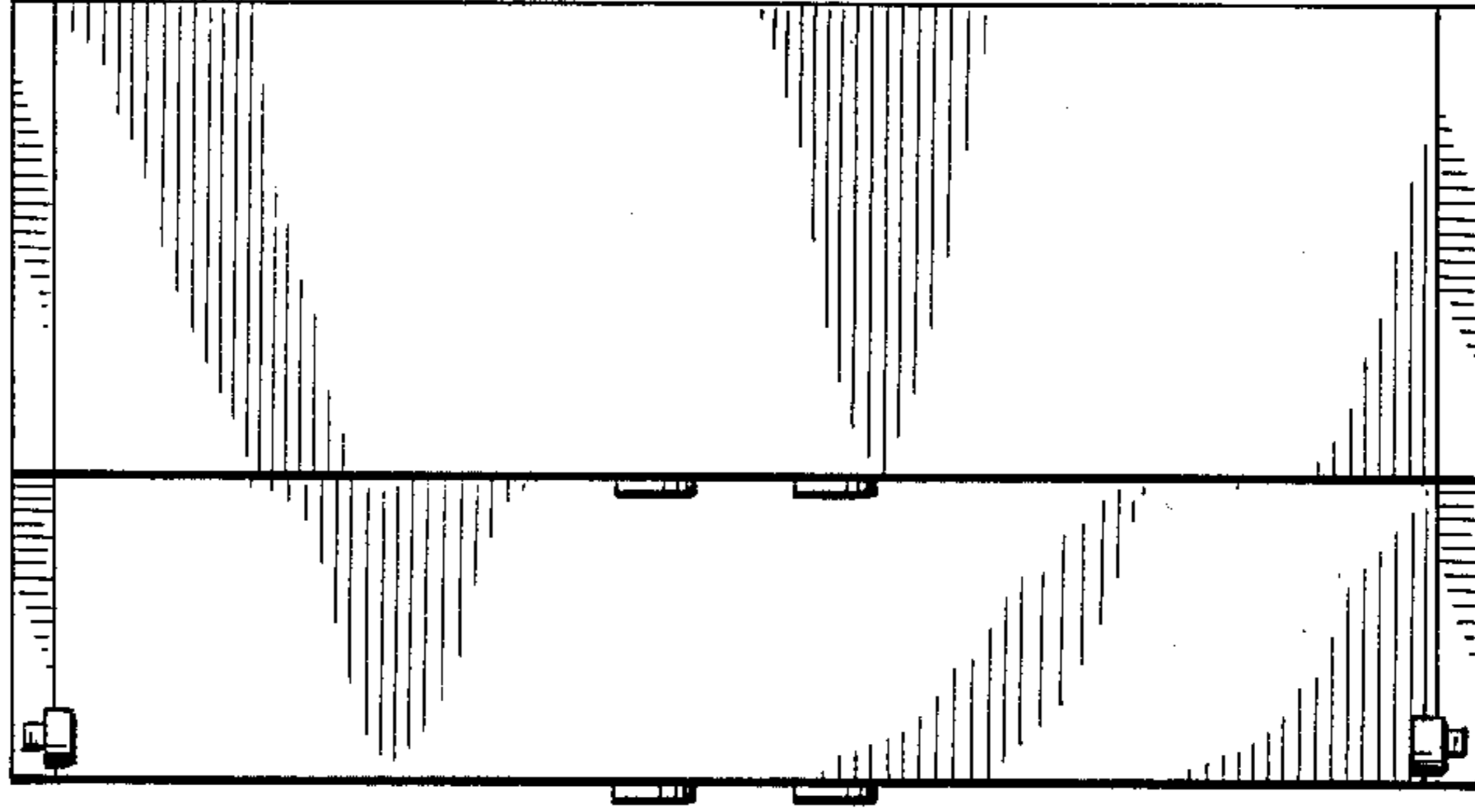


FIG. 4