

[54] **DISPLAY CABINET**

[76] **Inventor: Maurits L. De Prins, 11 Galgenstraat, 2232 Schilde, Belgium**

[**] **Term: 14 Years**

[21] **Appl. No.: 845,814**

[22] **Filed: Mar. 25, 1986**

[52] **U.S. Cl. D6/470; D6/438; D6/439**

[58] **Field of Search D6/407, 470, 436, 437, D6/438, 439; D34/17, 20, 21, 23; 211/40; 312/8, 9, 10, 12, 114**

[56] **References Cited**

U.S. PATENT DOCUMENTS

D. 86,294	2/1932	Simons et al. .	
D. 119,050	2/1940	Rocklin	D20/4
D. 119,508	3/1940	Waddell	D6/471
D. 150,722	8/1948	Neville	D6/439
D. 153,961	4/1948	Malkin .	
D. 158,775	5/1950	Malkin	D80/9
D. 181,285	10/1957	Gaines	D6/438
D. 212,568	10/1968	Emery et al. .	
D. 230,545	3/1974	Mouchon	D6/470
D. 239,892	5/1976	Eisen .	
D. 253,383	11/1979	Geli .	
D. 272,498	2/1984	Kemp, III et al.	D6/437
D. 272,789	2/1984	Stoppino	D6/189
D. 283,184	4/1986	Saporiti .	
D. 288,393	2/1987	Mottais	D6/436
2,905,926	9/1959	Aid .	
3,660,832	5/1972	Hoshall	340/280
3,892,450	7/1975	Kolster et al.	312/117
4,245,871	1/1981	Rex	D6/407 X
4,300,040	11/1981	Gould et al.	235/381
4,317,603	3/1982	Pepicelli et al.	312/9
4,414,467	11/1983	Gould et al.	235/381
4,573,588	3/1986	Cohen	211/41

FOREIGN PATENT DOCUMENTS

962107 7/1975 United Kingdom .
2143662 2/1985 United Kingdom .

OTHER PUBLICATIONS

"Video Vendor" brochure; Synopco, Inc.; 1 page; Copyright 1985.

"VMART" brochure; Videomatic, a division of Video International Products, Inc.; 2 page folder with inserted page.

"MoVideo" brochure; MoVideo of Easton, Pa.; 2 page brochure with attached photograph.

"The Movie Machine" photograph; Group I Entertainment; 1 page.

"Rolls Royce" brochure; made in West Germany; 2 pages.

"KEYOSK Video Rental System" brochure; 4 pages.

"Vend-A-Video" brochure; Vend-A-Video, Inc.; 3 page folder.

"Video Vendor" brochure; Video Vendor, Inc.; 4 page booklet.

"Videocassettes Uit de Muur"; Video Vak; pp. 23-24.

Primary Examiner—Carmen H. Yales

Attorney, Agent, or Firm—Saidman, Sterne, Kessler & Goldstein

[57] **CLAIM**

The ornamental design for a display cabinet, as shown and described.

DESCRIPTION

FIG. 1 is a front perspective view of a display cabinet showing my new design;

FIG. 2 is a front elevational view thereof;

FIG. 3 is a left side elevational view as seen when in use, the right side being a mirror image thereof; and

FIG. 4 is a top plan view thereof.

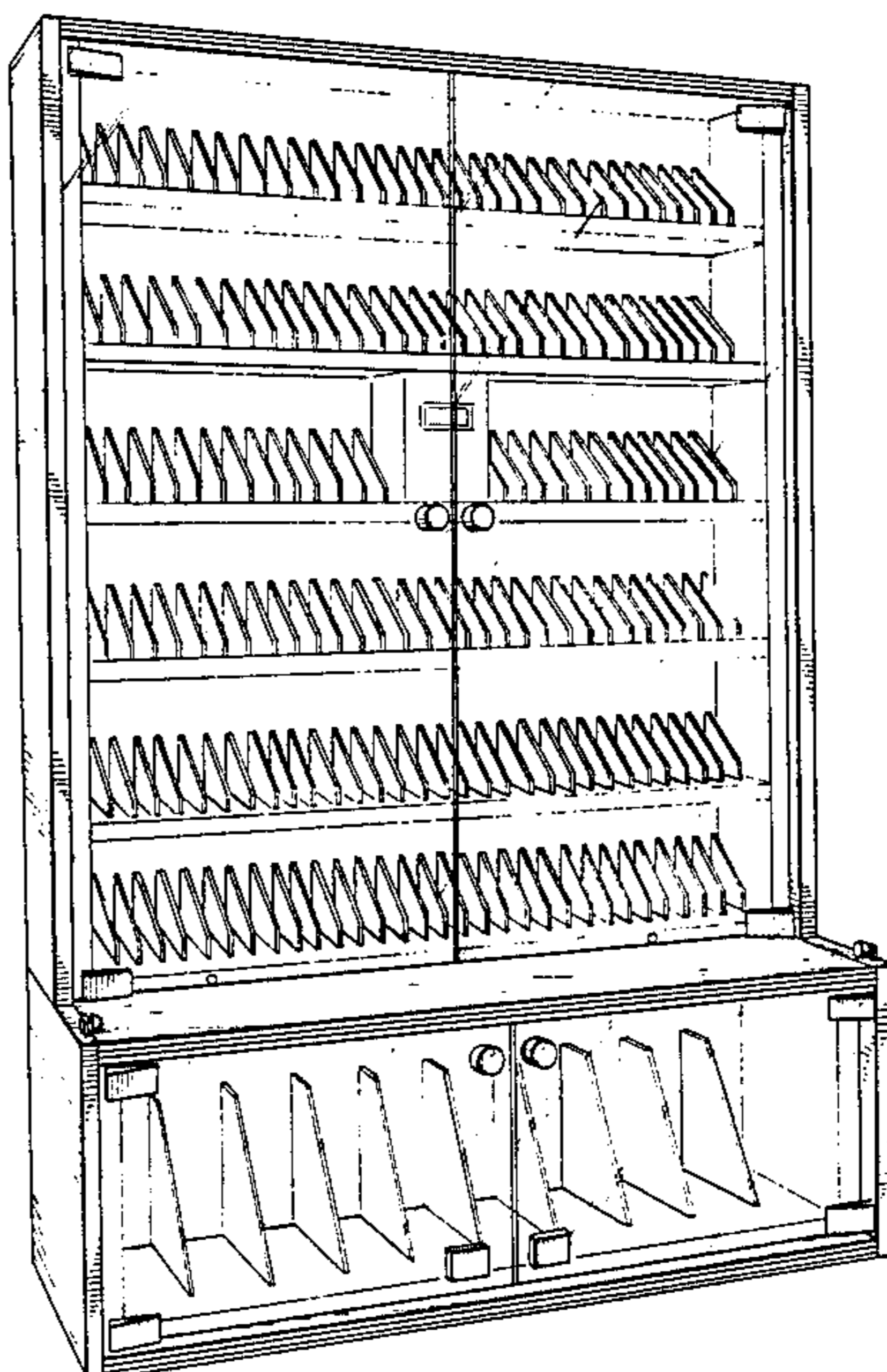


FIG. 1

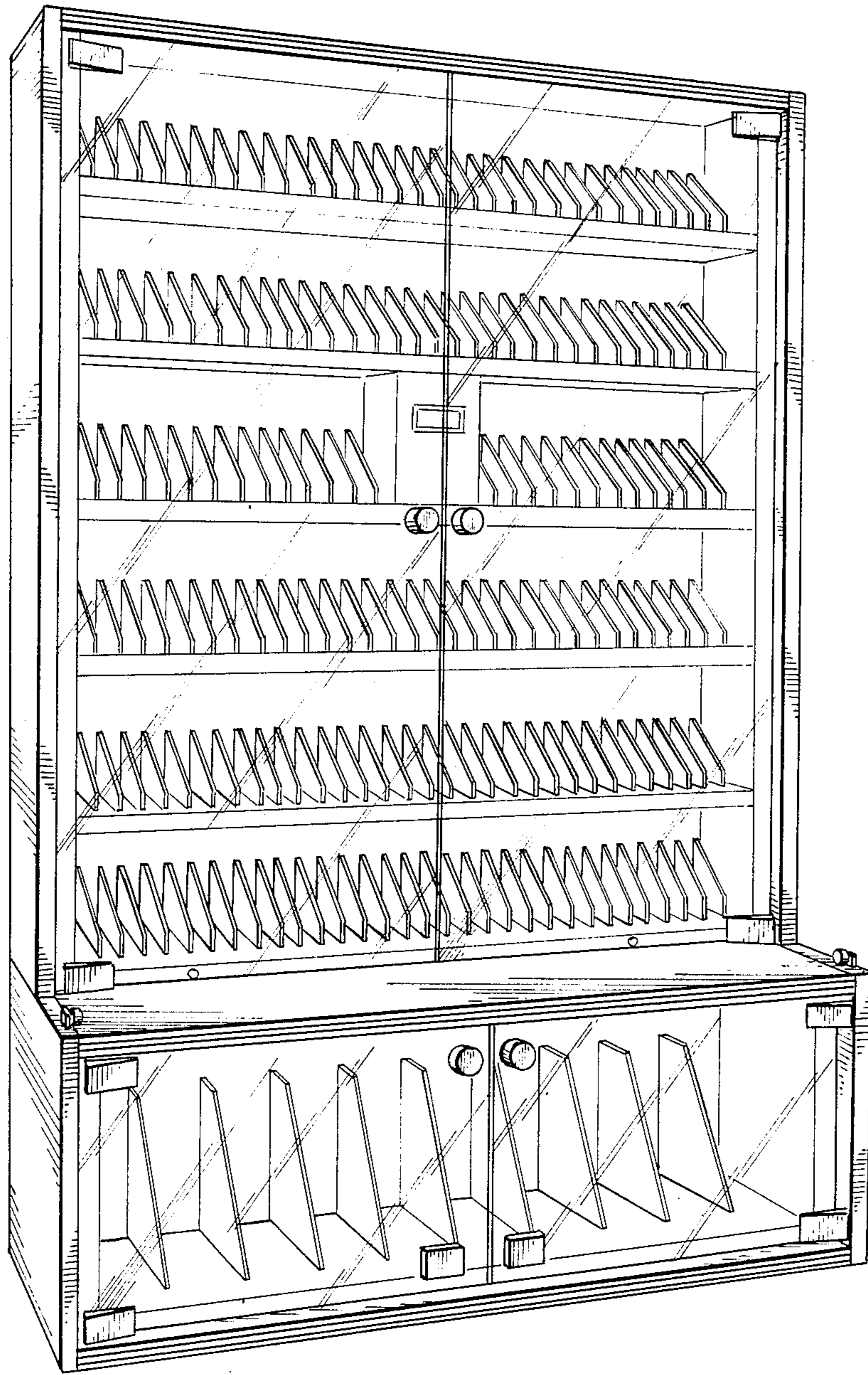


FIG. 2

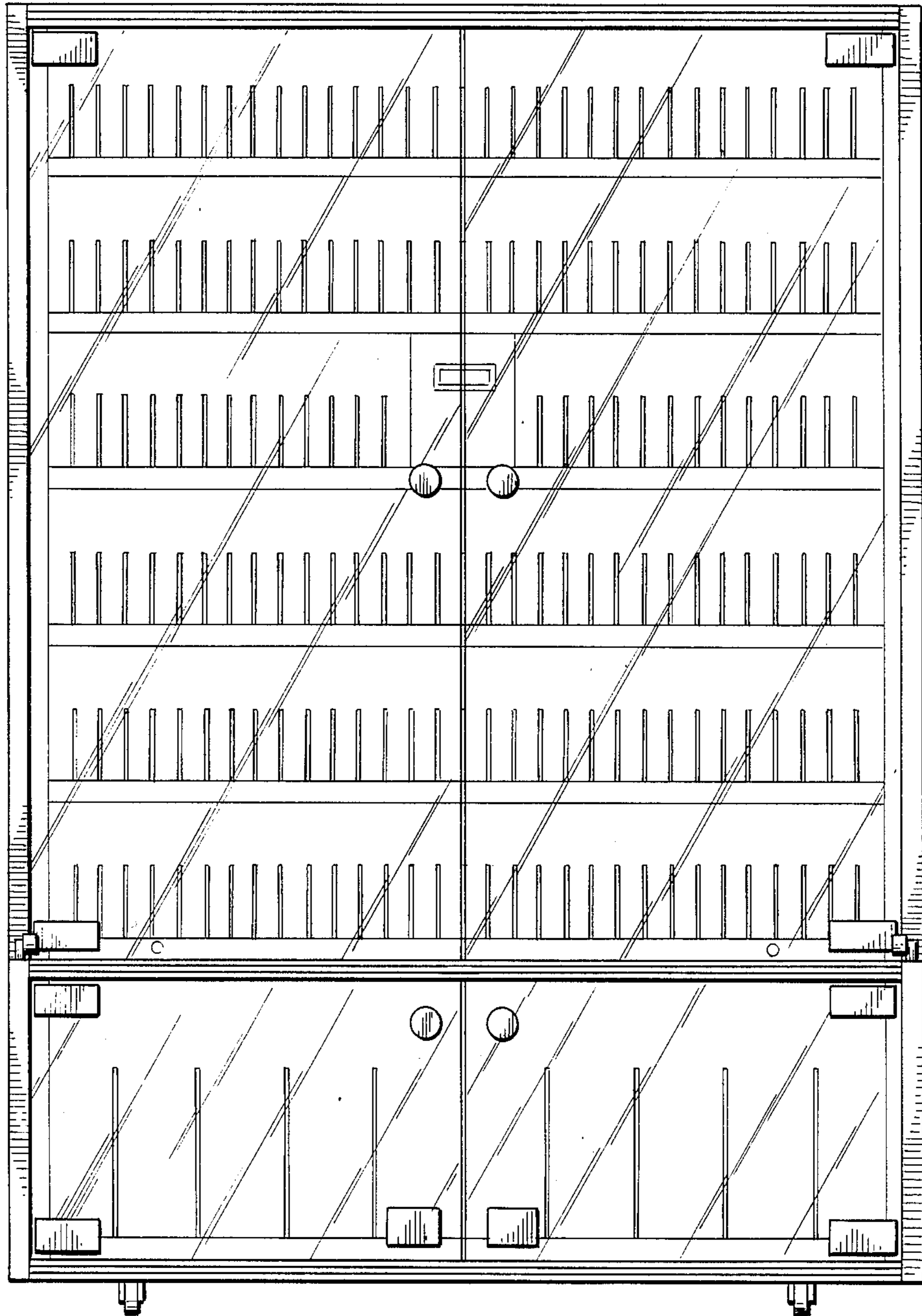


FIG. 3

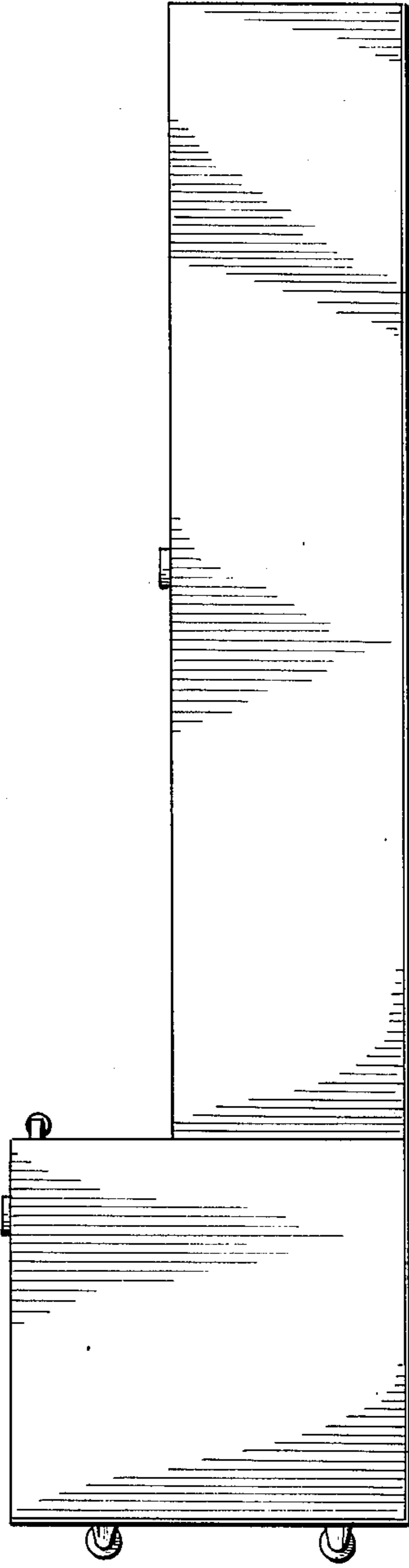


FIG. 4

