

[54] PALLET

[75] Inventor: John R. H. Bean, Hampton, Australia

[73] Assignee: Brickwood Holdings Pty. Ltd., Australia

[**] Term: 14 Years

[21] Appl. No.: 746,325

[22] Filed: Jun. 19, 1985

[30] Foreign Application Priority Data

Feb. 5, 1985 [AU] Australia 0263/85

[52] U.S. Cl. D34/38

[58] Field of Search D34/38; 108/51.1, 52.1, 108/53.1, 53.3, 55.3

[56] References Cited

U.S. PATENT DOCUMENTS

- D. 221,745 9/1971 Holdredge D34/38
- D. 226,844 5/1973 Box D34/38
- D. 231,653 5/1974 Schell D34/38
- D. 242,336 11/1976 Steinlein D34/38
- D. 246,296 11/1977 Fujii et al. D34/38
- D. 281,366 11/1985 Hakanen D34/38

FOREIGN PATENT DOCUMENTS

- 59544 10/1971 Australia .
- 64080 11/1973 Australia .
- 75336 7/1978 Australia .
- 86217 1/1982 Australia .
- 2703506 8/1978 Fed. Rep. of Germany 108/52.1

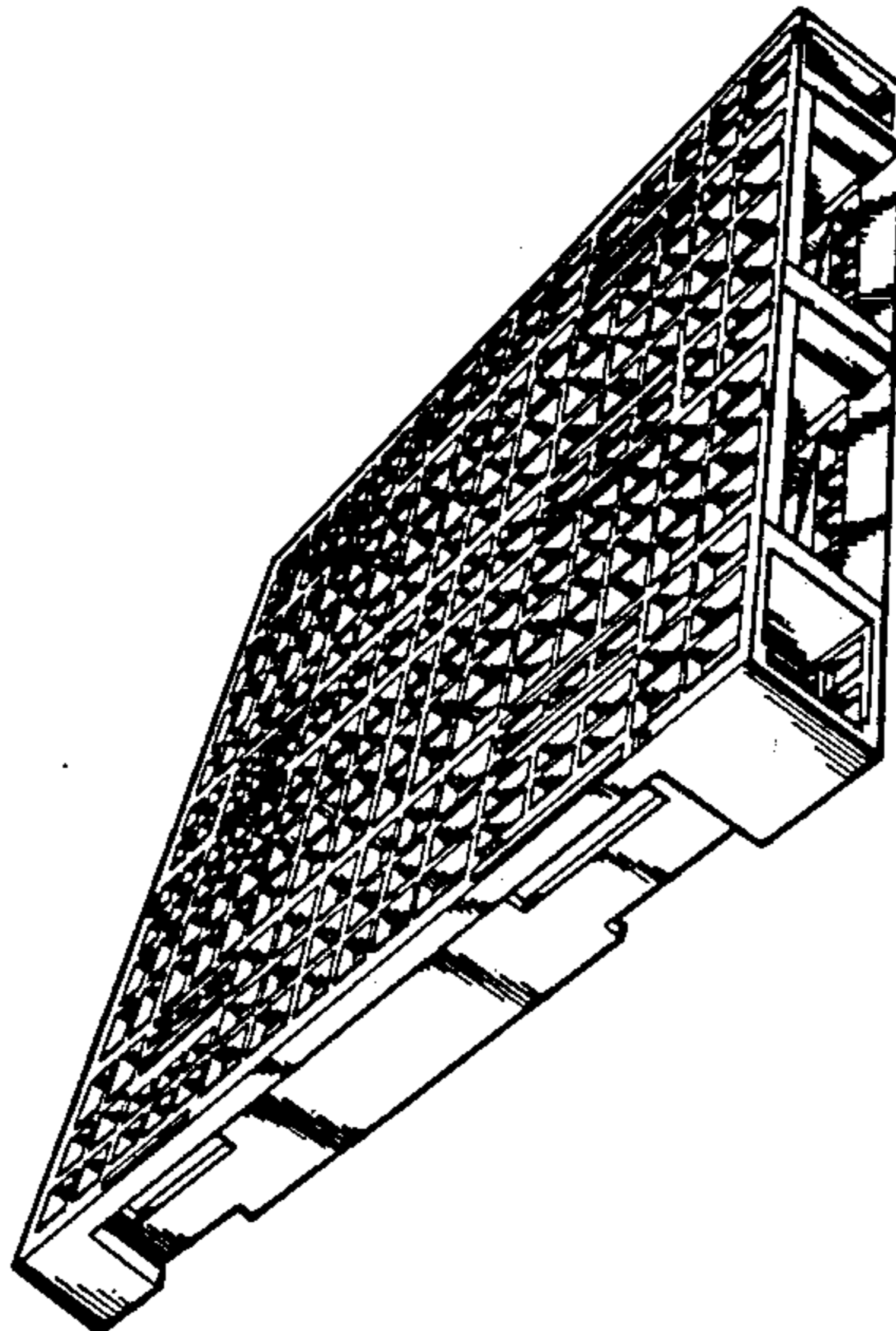
Primary Examiner—James M. Gandy
Assistant Examiner—Kay H. Chin
Attorney, Agent, or Firm—Wigman & Cohen

[57] CLAIM

The ornamental design for a pallet, as shown and described.

DESCRIPTION

FIG. 1 is a perspective view of a pallet showing my new design;
FIG. 2 is a top plan view thereof;
FIG. 3 is a side elevational view thereof, the opposite side elevational view being a mirror image of that shown;
FIG. 4 is a front elevational view thereof, the rear elevational view being a mirror image of that shown;
FIG. 5 is a sectional view thereof, taken along lines 5—5 of FIG. 3.



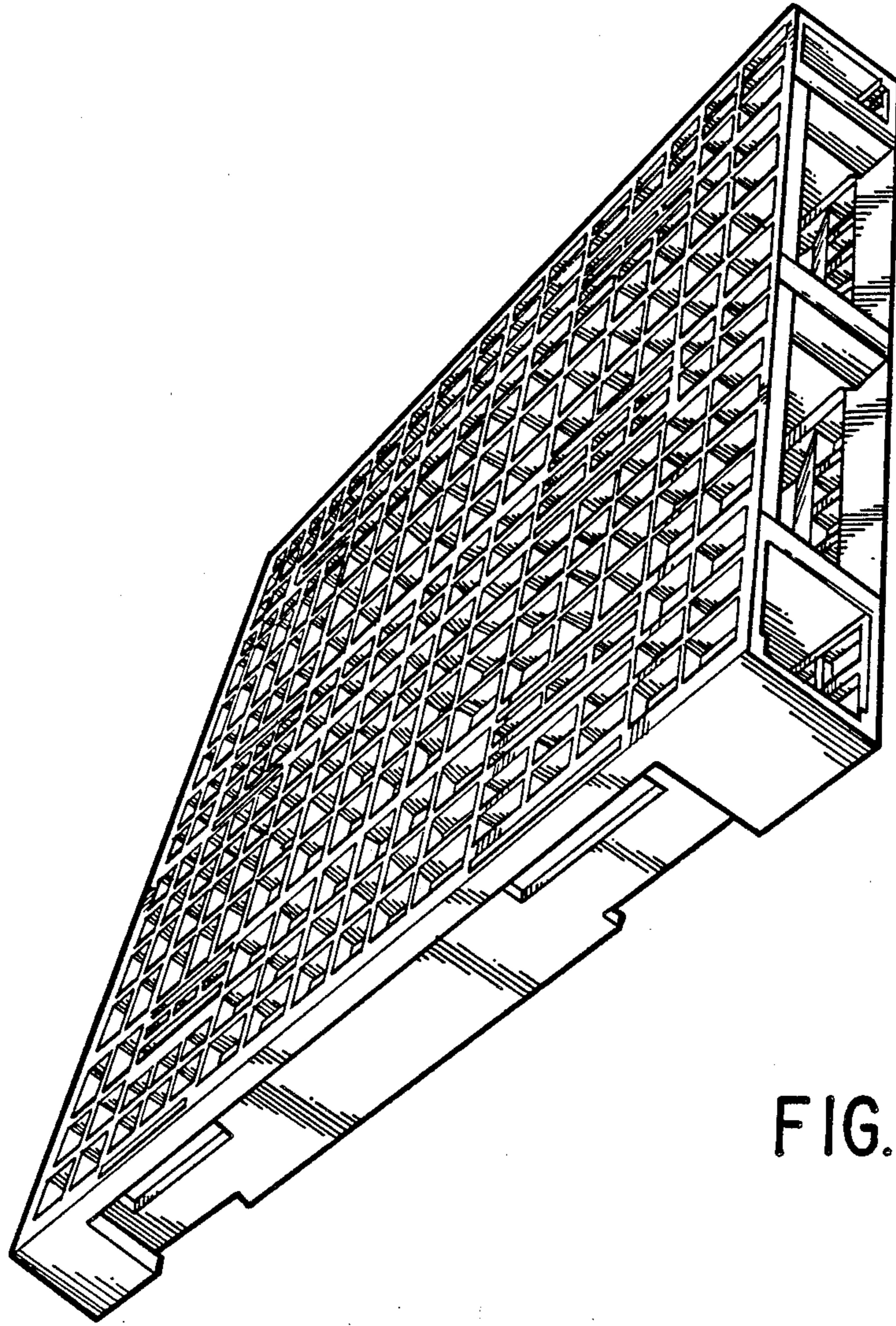


FIG. 1




FIG. 2

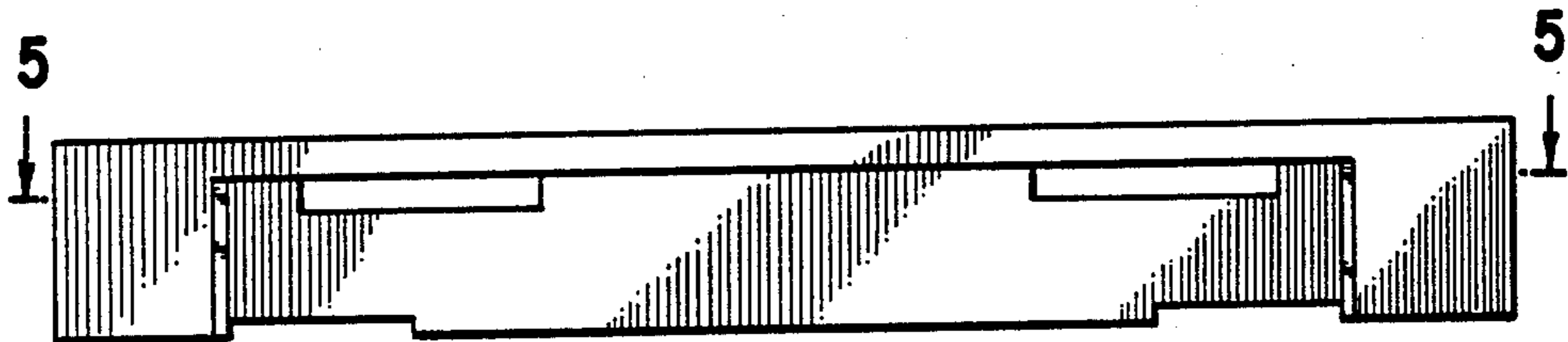


FIG. 3

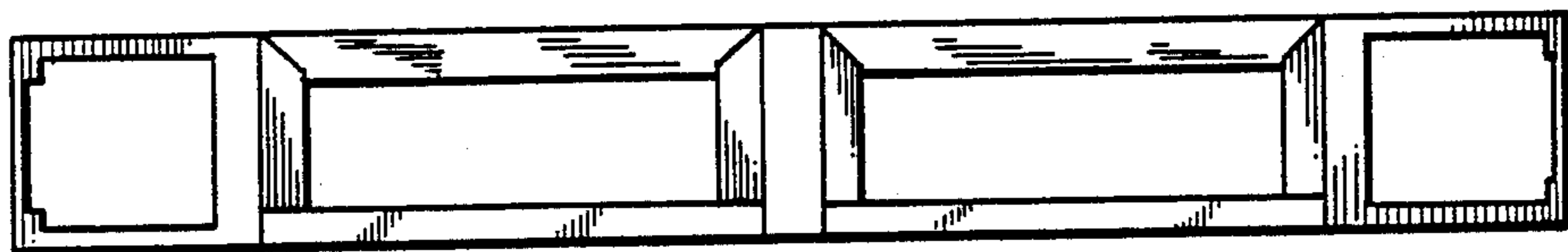


FIG. 4

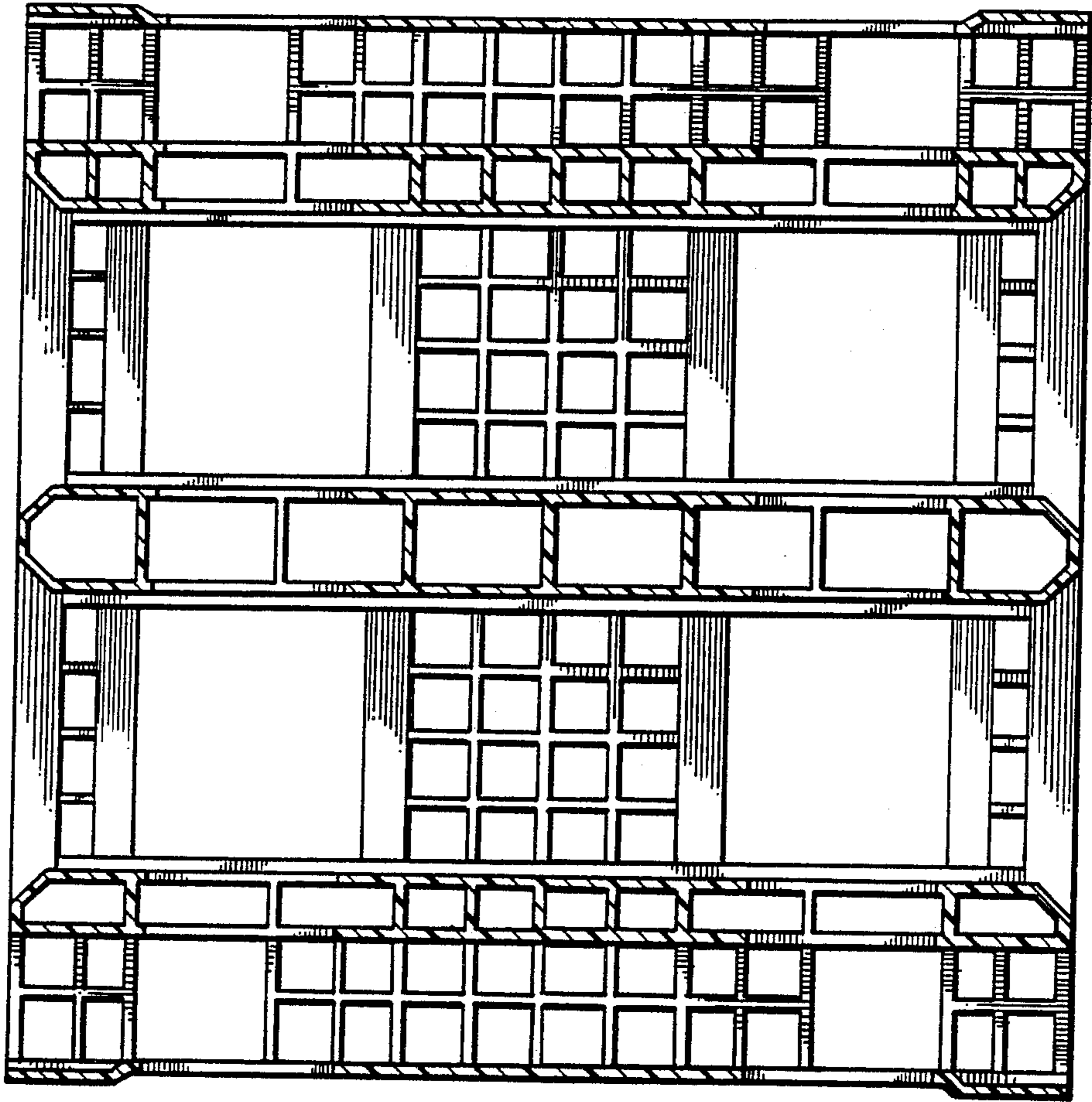


FIG. 5