

[54] SPOON OR SIMILAR ARTICLE

[75] Inventor: Ellen B. Manderfield, Sherrill, N.Y.

[73] Assignee: Oneida Ltd., Oneida, N.Y.

[\*\*] Term: 14 Years

[21] Appl. No.: 806,178

[22] Filed: Nov. 22, 1985

[52] U.S. Cl. .... D7/150

[58] Field of Search ..... D7/137, 150, 151

[56] References Cited

U.S. PATENT DOCUMENTS

D. 15,808	2/1885	Shiebler	.....	D7/137
D. 18,490	7/1888	Jackson	.....	D7/150
D. 76,193	8/1928	Kintz	.....	D7/150
D. 101,075	9/1936	Trumbull	.....	D7/150
D. 169,030	3/1953	Conroy	.....	D7/150
D. 178,913	10/1956	Conroy	.....	D7/150
D. 185,923	8/1959	Perry	.....	D7/150

OTHER PUBLICATIONS

*Jewelers' Circular-Keystone*, Jul. 1981, p. 34, bottom left

panel—Kim McSparran Designer, Flatware/Stainless Steel—Seashore Pattern.

Primary Examiner—Winifred E. Herrmann  
Attorney, Agent, or Firm—Nims, Howes, Collison & Isner

[57] CLAIM

The ornamental design for a spoon or similar article, as shown and described.

DESCRIPTION

FIG. 1 is a front view of a spoon showing my new design;

FIG. 2 is a rear view thereof;

FIG. 3 is a right side elevational thereof, the undisclosed left side being substantially similar to the side shown in FIG. 3;

FIG. 4 is an enlarged cross-section taken on line 4—4 of FIG. 1;

FIG. 5 is an enlarged cross-section taken on line 5—5 of FIG. 1.

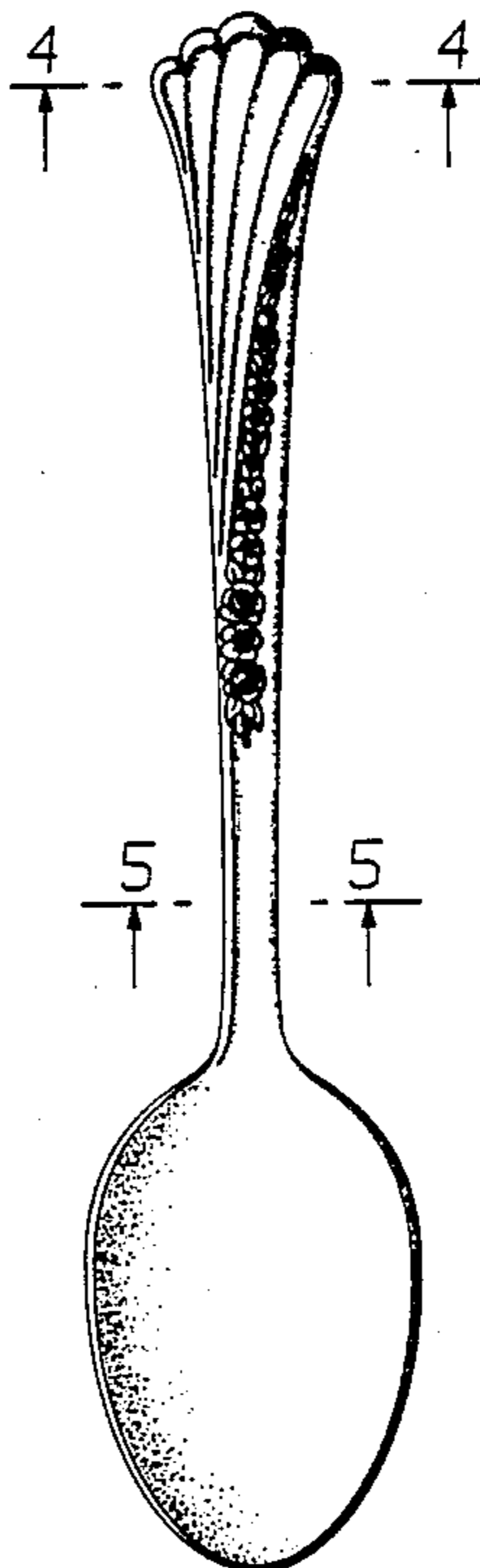


FIG. 1

FIG. 2

FIG. 3


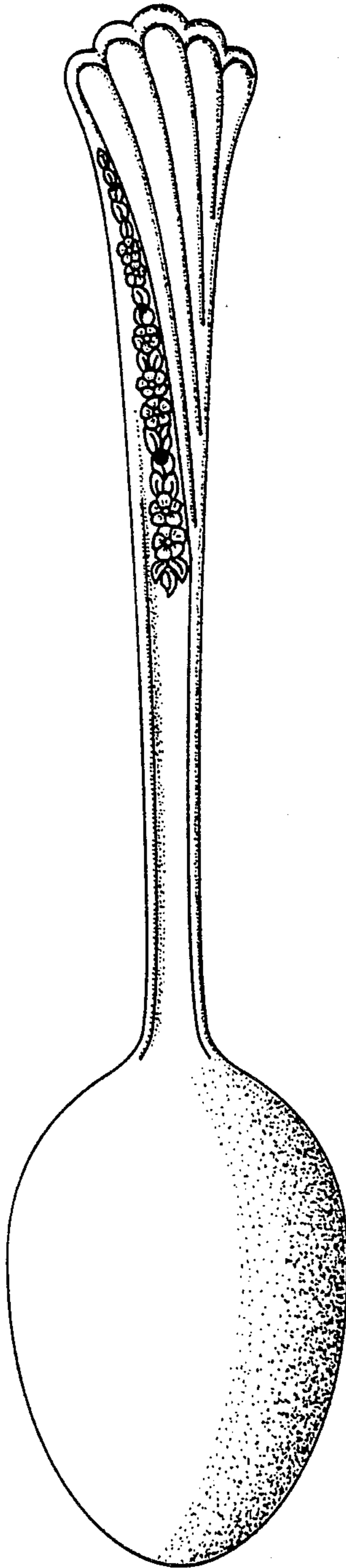
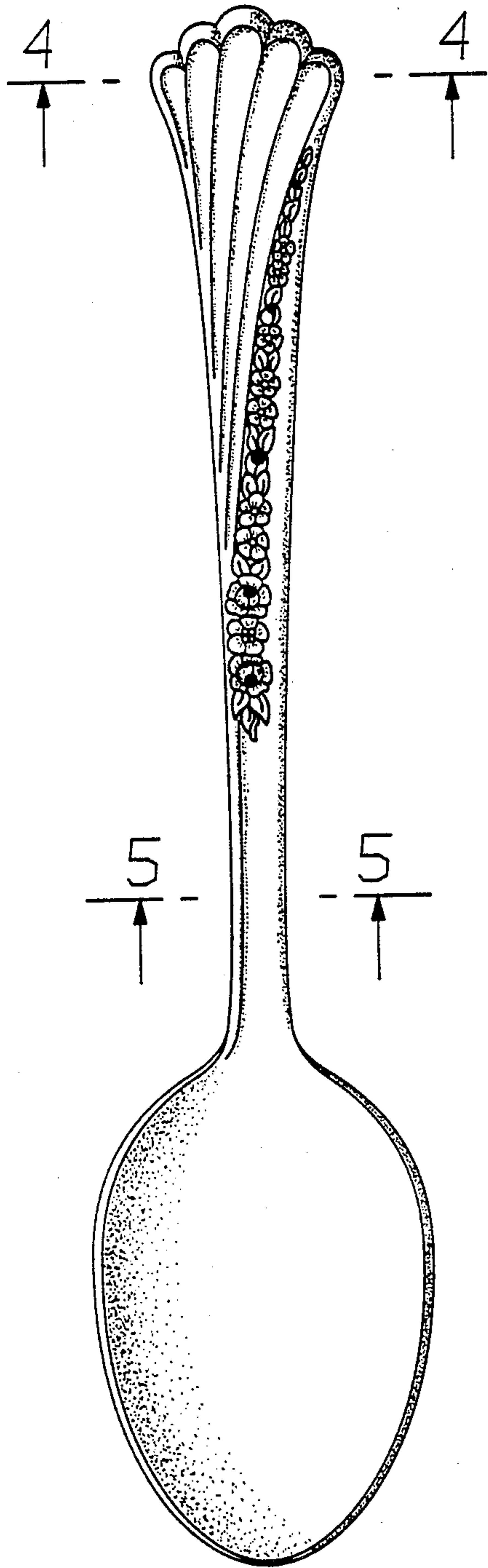


FIG. 4

FIG. 5

