

[54] SOCKLINER FOR A SHOE
 [75] Inventor: Juan A. Diaz, Weymouth, Mass.
 [73] Assignee: Reebok International Ltd., Canton, Mass.
 [**] Term: 14 Years
 [21] Appl. No.: 74,180
 [22] Filed: Jul. 16, 1987
 [52] U.S. Cl. D2/318
 [58] Field of Search D2/264, 274, 308-314, D2/317-321, 326-328; 36/103-106, 114, 25 R, 28, 43, 59 R, 59 C, 91, 92, 132, 136, 32 R

1362632 4/1964 France 36/2.5 A
 1550325 11/1968 France 36/32 R
 2500278 8/1982 France 36/91
 279264 3/1952 Switzerland 36/28

OTHER PUBLICATIONS

Sporting Goods Dealer, 1/1935, p. 195-Insole at bottom right.
 Harper's Bazaar, 8/1953, p. 76-Cushion Insole at lower left.

Primary Examiner—Louis S. Zarfaz
 Attorney, Agent, or Firm—Saidman, Sterne, Kessler & Goldstein

[56] References Cited
 U.S. PATENT DOCUMENTS

D. 203,530 1/1966 Duckert .
 D. 289,103 4/1987 Autry D2/318
 4,494,321 1/1985 Lawlor 36/28
 4,697,361 10/1987 Ganter et al. 36/28

FOREIGN PATENT DOCUMENTS

1115614 10/1961 Fed. Rep. of Germany 36/59 R
 2716582 10/1978 Fed. Rep. of Germany .

[57] CLAIM

The ornamental design for a sockliner for a shoe, as shown and described.

DESCRIPTION

FIG. 1 is a left side elevational view of a sockliner for a shoe showing my new design;
 FIG. 2 is a right side elevational view thereof;
 FIG. 3 is a top plan view thereof; and
 FIG. 4 is a front elevational view thereof;
 The bottom of the sockliner is plain and unornamented.

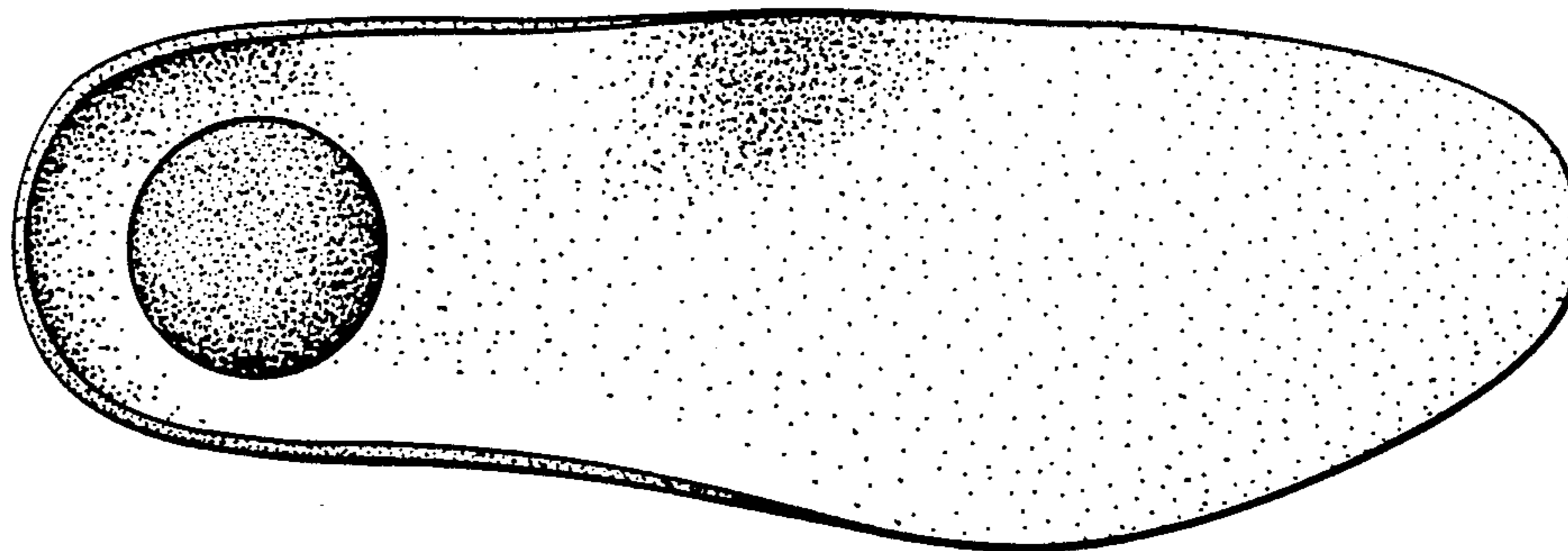


FIG. 1

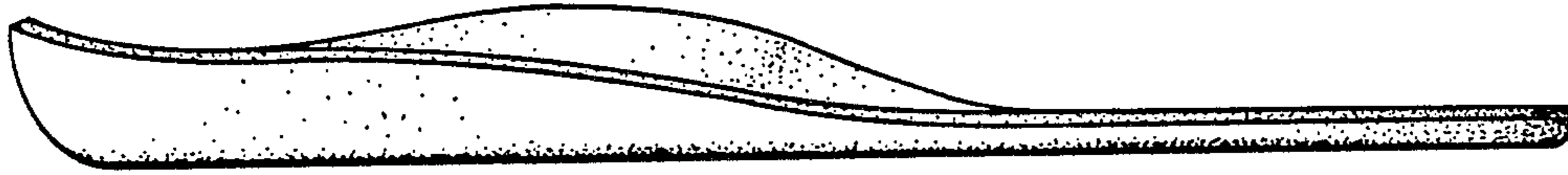


FIG. 2



FIG. 3

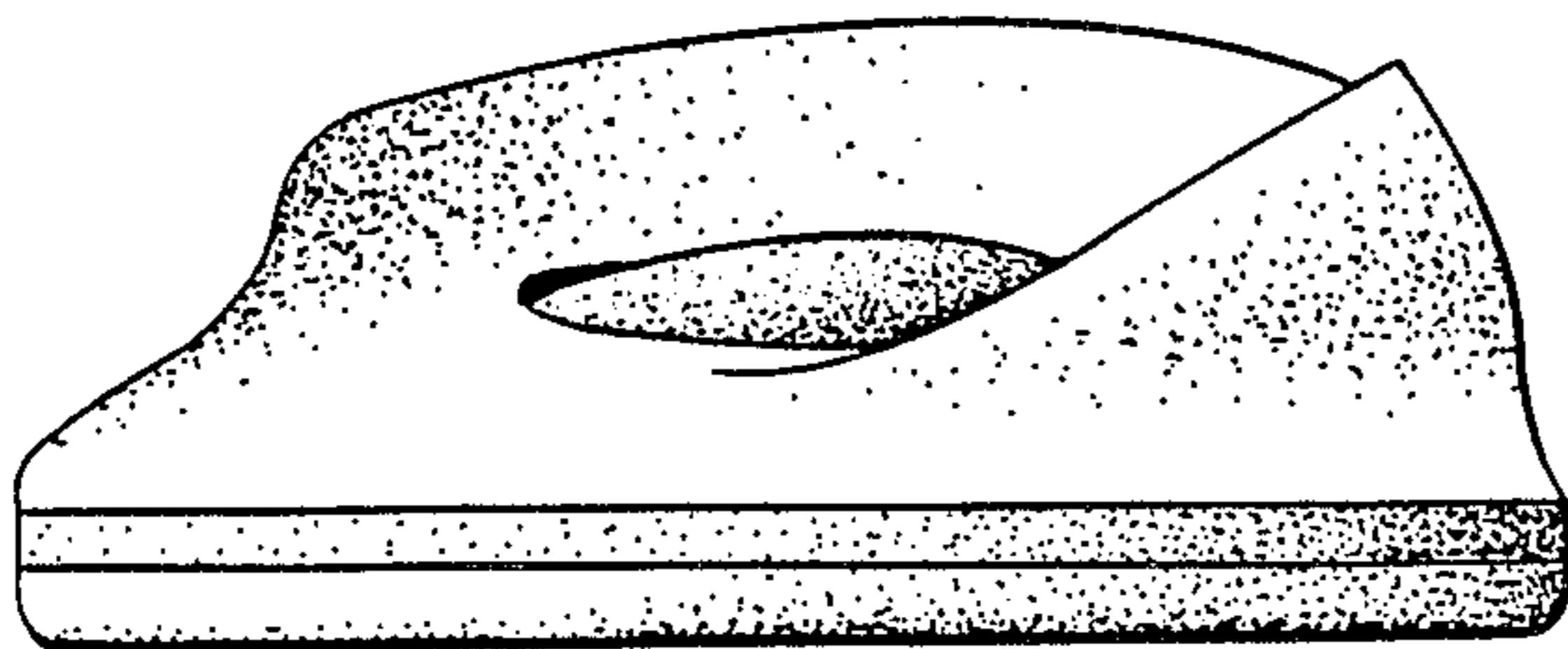
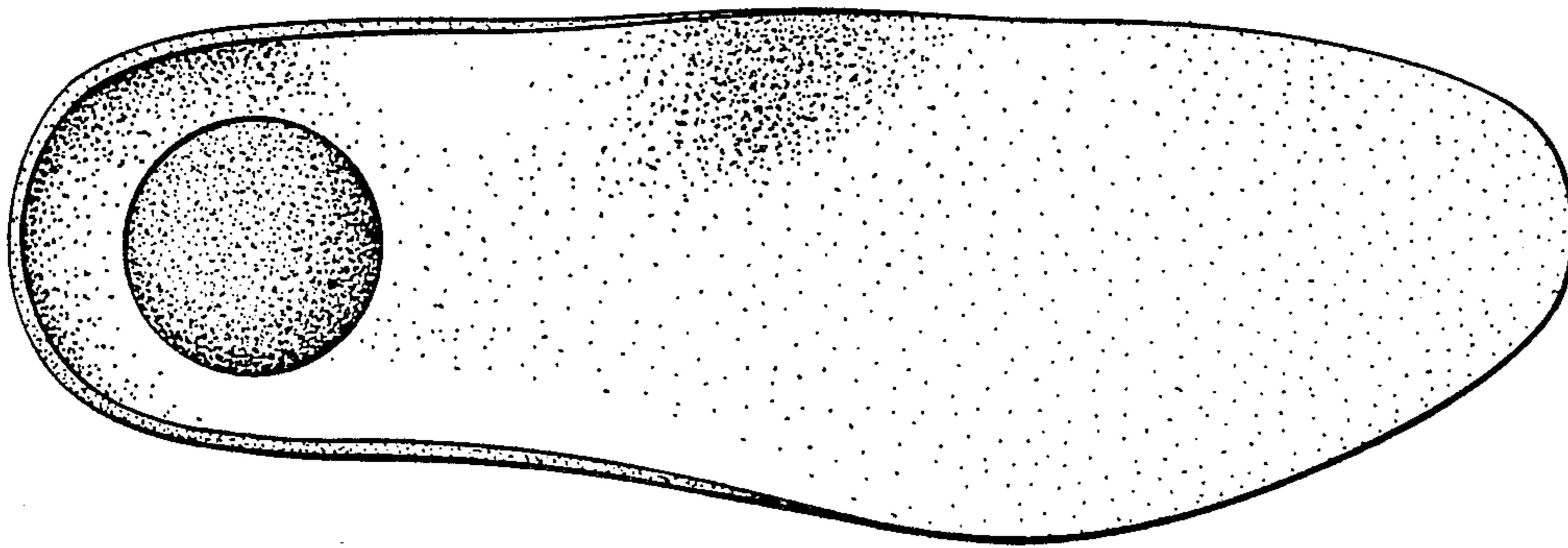


FIG. 4