

- [54] SPIRAL CHUTE
- [75] Inventor: Moolamkuzhiel R. V. Nair, Witham, England
- [73] Assignee: The Post Office, London, England
- [**] Term: 14 Years
- [21] Appl. No.: 78,019
- [22] Filed: Jul. 23, 1987

1,959,736	5/1934	Rademacher	193/12
3,565,226	2/1971	Winchester	193/12
3,755,878	9/1973	Henning	193/12
3,976,176	8/1976	Kurtz et al.	193/12

FOREIGN PATENT DOCUMENTS

54248	4/1985	Canada	.	
1370043	6/1963	France	193/12

Primary Examiner—Wallace R. Burke
 Assistant Examiner—Kay H. Chin
 Attorney, Agent, or Firm—Larson & Taylor

Related U.S. Application Data

- [63] Continuation of Ser. No. 735,642, May 20, 1985.
- [52] U.S. Cl. D34/28
- [58] Field of Search D34/28, 29; 193/12; 209/434; D21/244; 272/56.5 R

[57] CLAIM

The ornamental design for a spiral chute, substantially as shown and described.

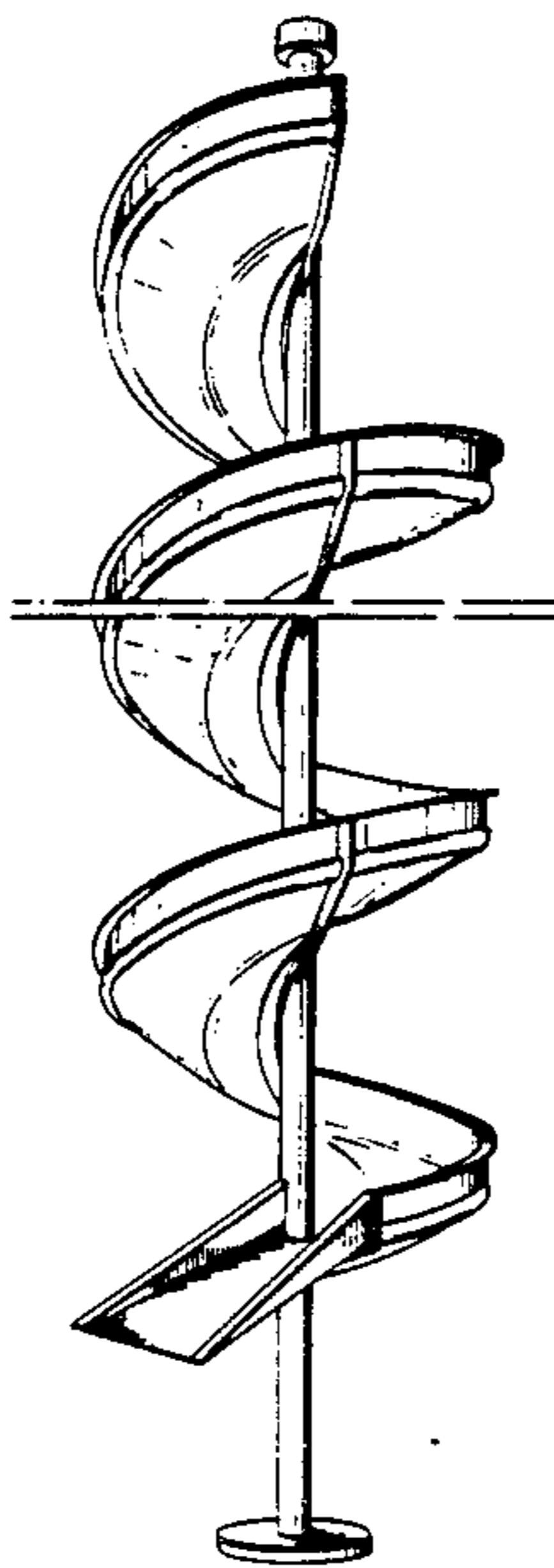
DESCRIPTION

FIG. 1 is a front perspective view of a spiral chute showing my new design;
 FIG. 2 is a top plan view thereof;
 FIG. 3 is a side elevation view thereof; and
 FIG. 4 is a front elevation view thereof.
 The brake lines shown in FIGS. 1, 3 and 4 indicate indeterminate length of the spiral chute.

[56] References Cited

U.S. PATENT DOCUMENTS

803,119	10/1905	Logan	D21/244
973,921	10/1910	Dodge	193/12
1,784,272	12/1930	Constable	193/12



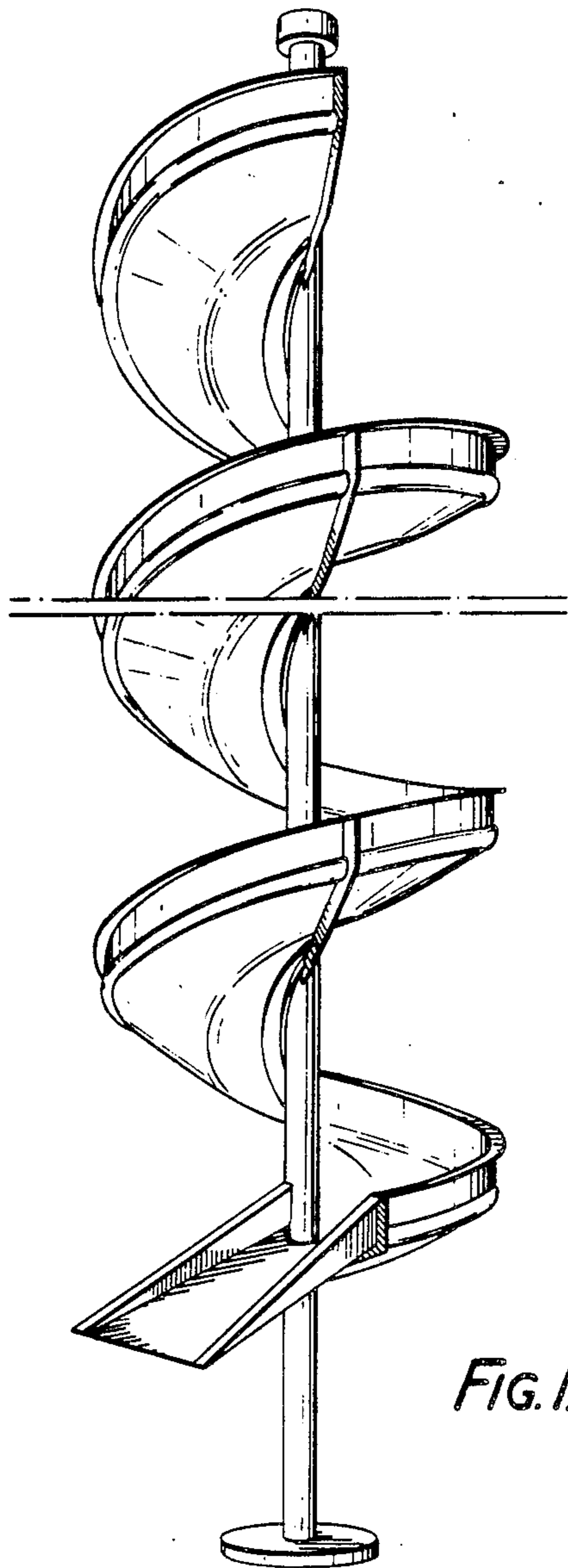


FIG. 1.

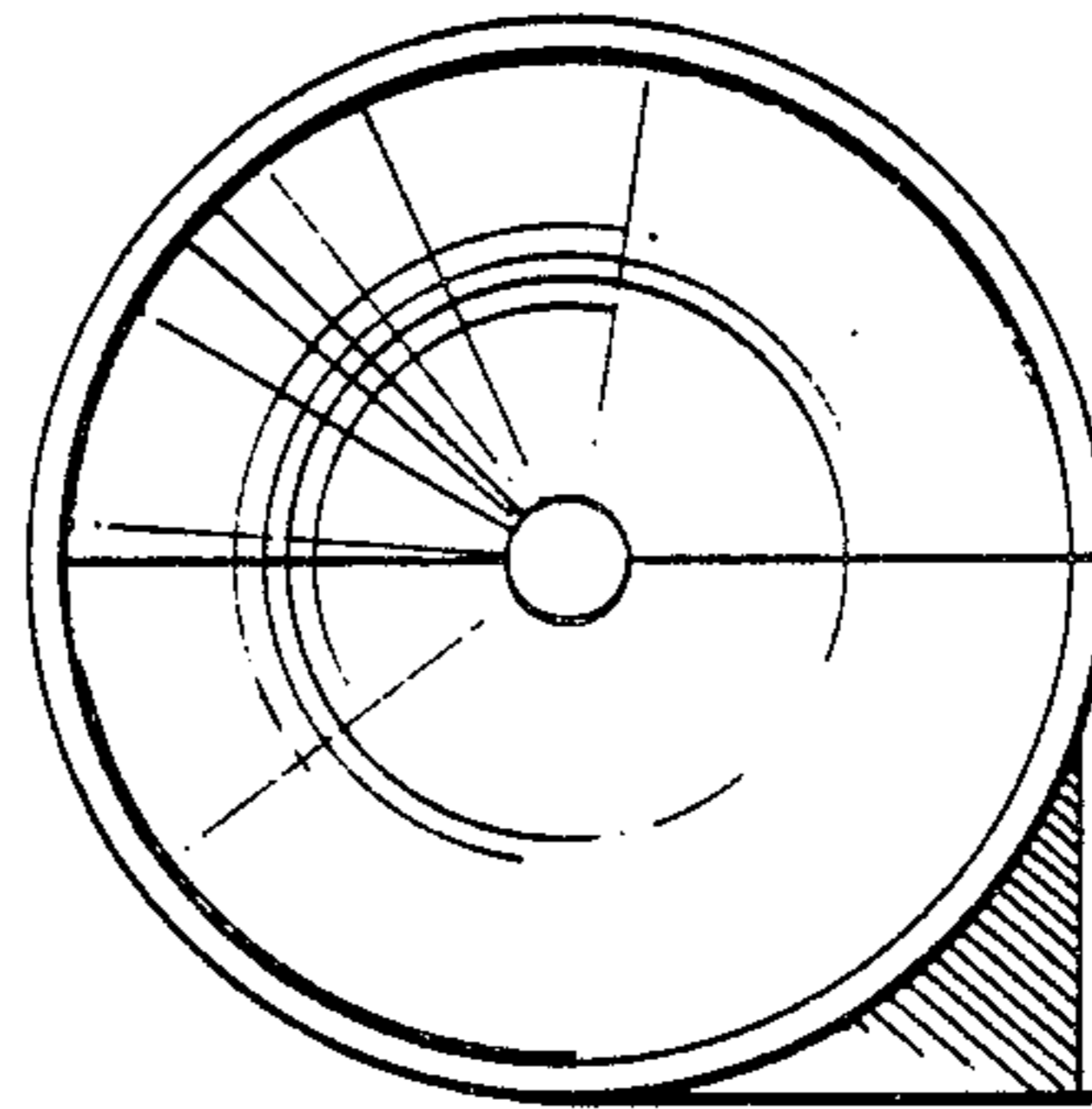


FIG. 2.

