

[54] FASTENING HOOK

[75] Inventor: Kazumi Kasai, Namerikawa, Japan

[73] Assignee: Yoshida Kogyo, K. K., Tokyo, Japan

[**] Term: 14 Years

[21] Appl. No.: 720,276

[22] Filed: Apr. 5, 1985

[30] Foreign Application Priority Data

Dec. 21, 1984 [JP] Japan 59-52592

[52] U.S. Cl. D8/382; D8/367

[58] Field of Search D8/382, 367; 24/236, 24/237, 241 R

[56] References Cited

U.S. PATENT DOCUMENTS

D. 17,975	12/1887	Letchworth	D8/382
D. 28,064	12/1897	Hubbard	D8/382
D. 234,186	1/1975	Langston, Jr.	D8/367
D. 271,466	11/1983	Boissonnet	D8/367
933,251	9/1909	Hubbard	24/236
1,769,512	7/1930	Hill	24/236
4,464,813	8/1984	Bakker	24/236

Primary Examiner—B. J. Bullock
Attorney, Agent, or Firm—Hill, Van Santen, Steadman & Simpson

[57] CLAIM

The ornamental design for a fastening hook, substantially as shown and described.

DESCRIPTION

FIG. 1 is a left side elevational view of a fastening hook showing my new design;
 FIG. 2 is a front elevational view thereof, the rear being a mirror image;
 FIG. 3 is a right side elevational view thereof;
 FIG. 4 is a top plan view thereof;
 FIG. 5 is a bottom plan view thereof;
 FIG. 6 is a cross-sectional view taken in the direction of the arrows on line 6—6 of FIG. 2;
 FIG. 7 is a cross-sectional view taken in the direction of the arrows on line 7—7 of FIG. 2;
 FIG. 8 is a cross-sectional view taken in the direction of the arrows on line 8—8 of FIG. 2;
 FIG. 9 is a reduced front elevational view thereof, the portion of a strap being shown in broken lines for illustrative purposes only.

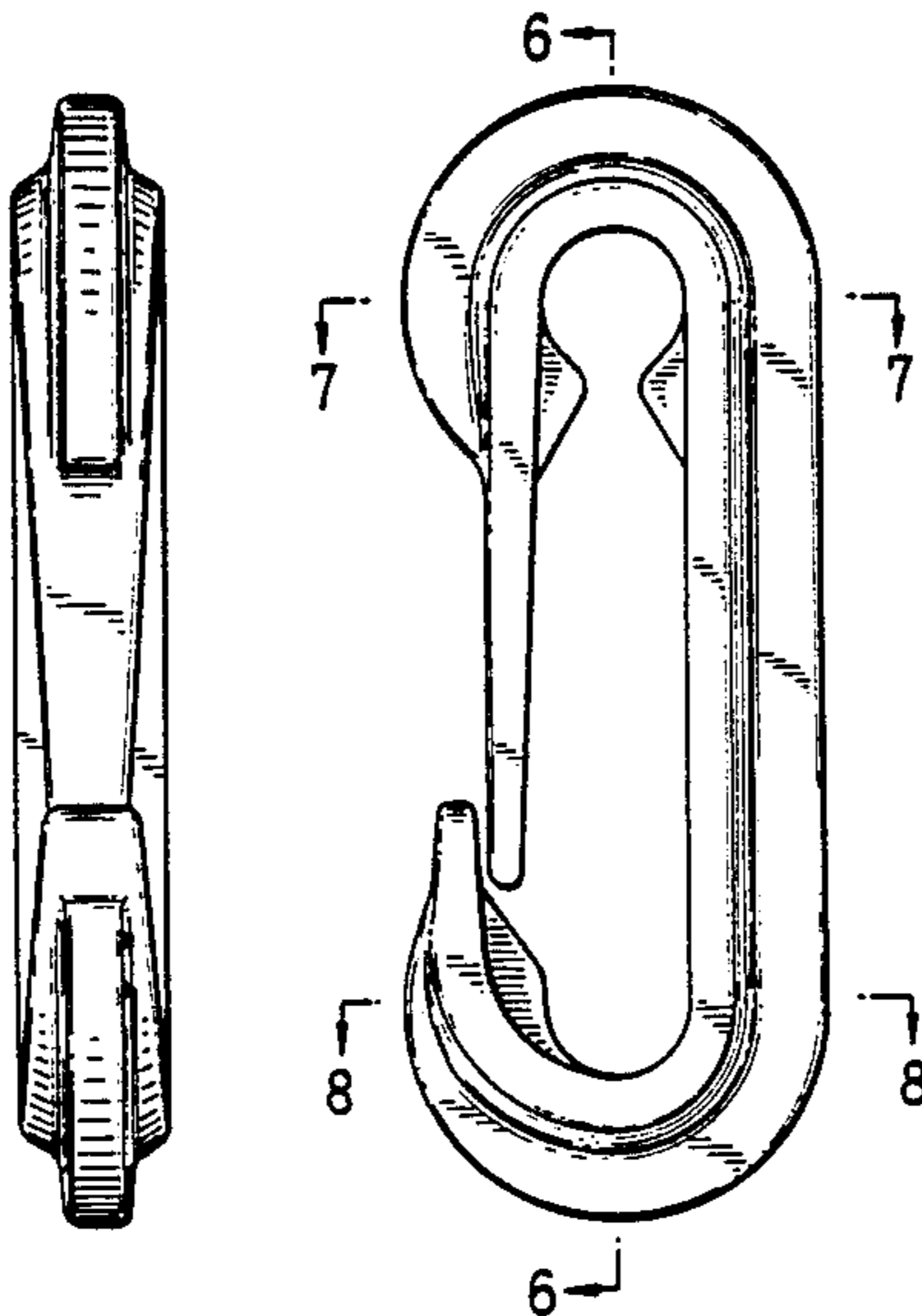


FIG. 1

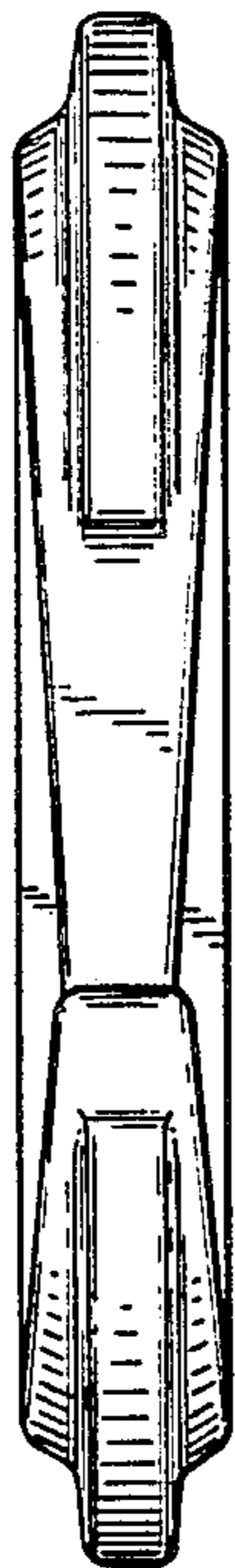


FIG. 2

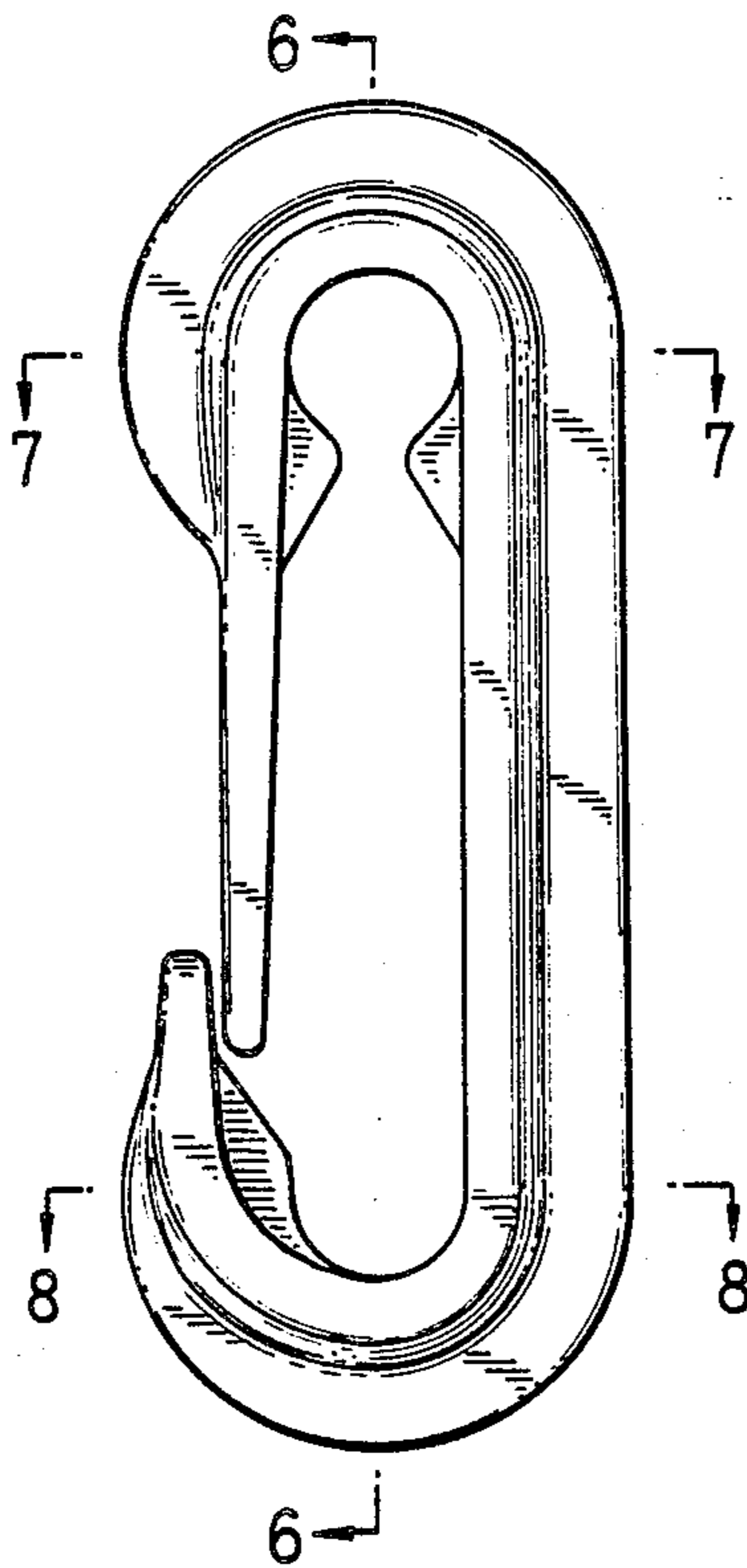


FIG. 3




FIG. 4




FIG. 5




FIG. 6

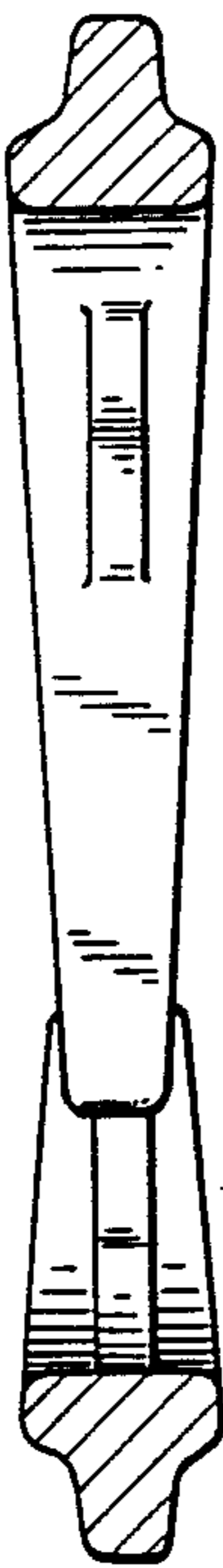


FIG. 9

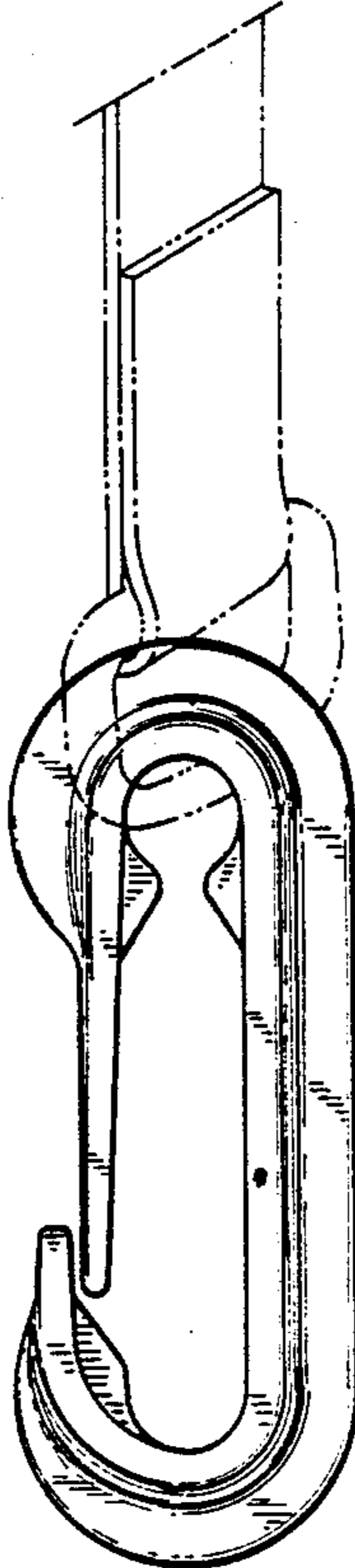


FIG. 7

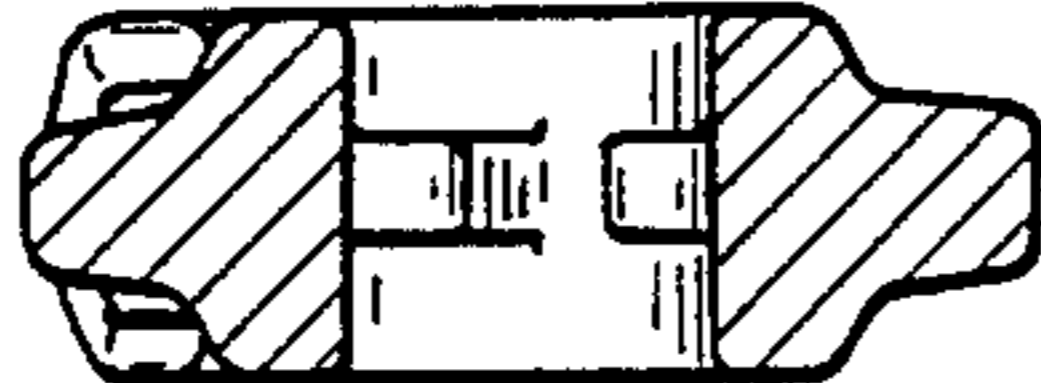


FIG. 8

