

[54] HANGER FOR GUNS OR THE LIKE

[76] Inventor: Monte Fawcett, 3838 Joy La., Reno, Nev. 89512

[**] Term: 14 Years

[21] Appl. No.: 842,885

[22] Filed: Mar. 13, 1986

[52] U.S. Cl. D8/372; D8/354; D3/38

[58] Field of Search D8/373, 374, 372, 396; 24/129 R, 230.5 AD; 248/340, 339, 74.3, 74.2; D6/547; D3/38

526,898 10/1894 Hagen 24/230.5 AD X
 911,079 2/1909 Smith 248/339 X
 1,308,869 7/1919 Rohmer 248/74.2 X
 2,338,659 1/1944 Morehouse 248/74.3
 2,475,442 7/1949 Baum 248/339
 3,002,780 10/1961 Eggeman 24/230.5 AD
 3,266,764 8/1966 Briles 248/340 X

FOREIGN PATENT DOCUMENTS

415285 9/1910 France 24/564

Primary Examiner—Horace B. Fay
Attorney, Agent, or Firm—Herbert C. Schulze

[57] CLAIM

The ornamental design for hanger for guns or the like, as shown and described.

[56] References Cited

U.S. PATENT DOCUMENTS

D. 31,976 12/1899 Hogue D8/372 X
 D. 135,143 3/1943 Weekley D8/372
 D. 136,667 11/1943 Gould D8/372
 D. 177,348 4/1956 Reich D8/372
 D. 205,496 8/1966 Briles D8/372
 D. 216,680 3/1970 Hulsey D8/372 X
 D. 219,111 11/1970 Moen D8/372
 D. 248,541 7/1978 Oberg D8/372
 423,859 3/1890 Crowell 24/230.5 AD X

DESCRIPTION

FIG. 1 is a left side, front perspective view of a hanger for guns or the like showing my new design;
 FIG. 2 is a front elevational view thereof, the rear view being identical;
 FIG. 3 is a left side elevational view thereof; the right side view being identical;
 FIG. 4 is a top plan view thereof; and
 FIG. 5 is a bottom plan view thereof.

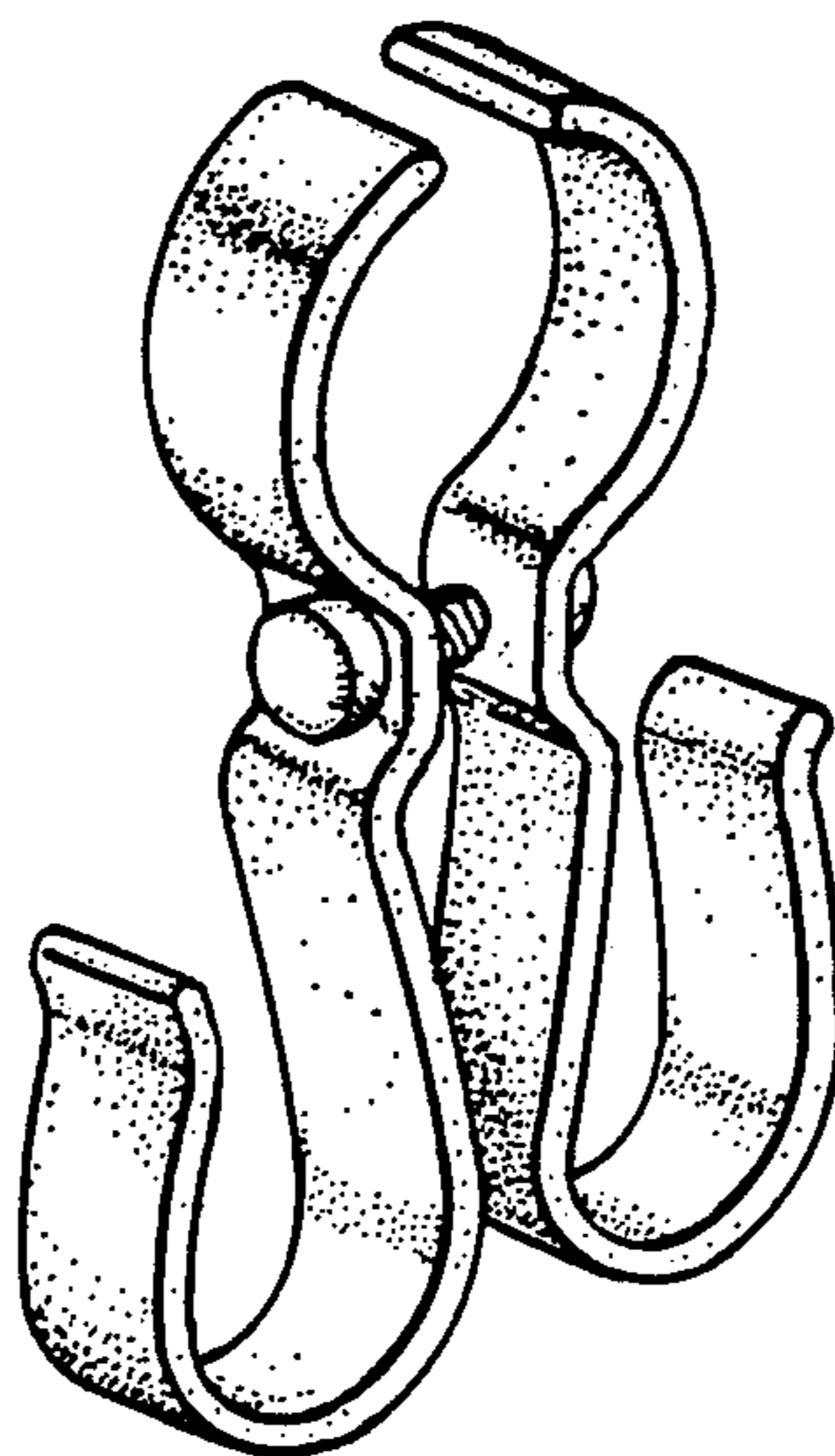


FIG. 1.

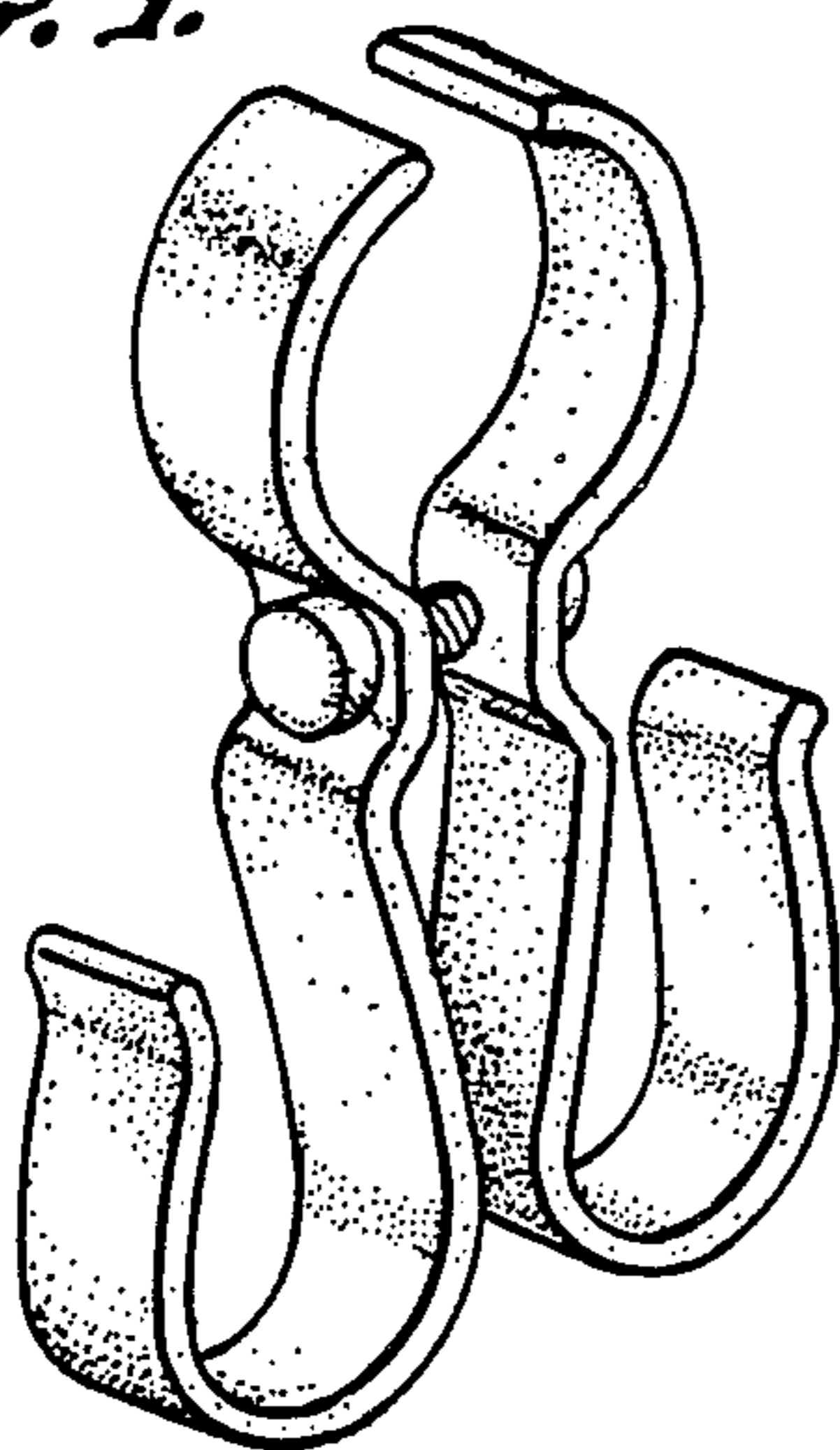


FIG. 4.



FIG. 2.

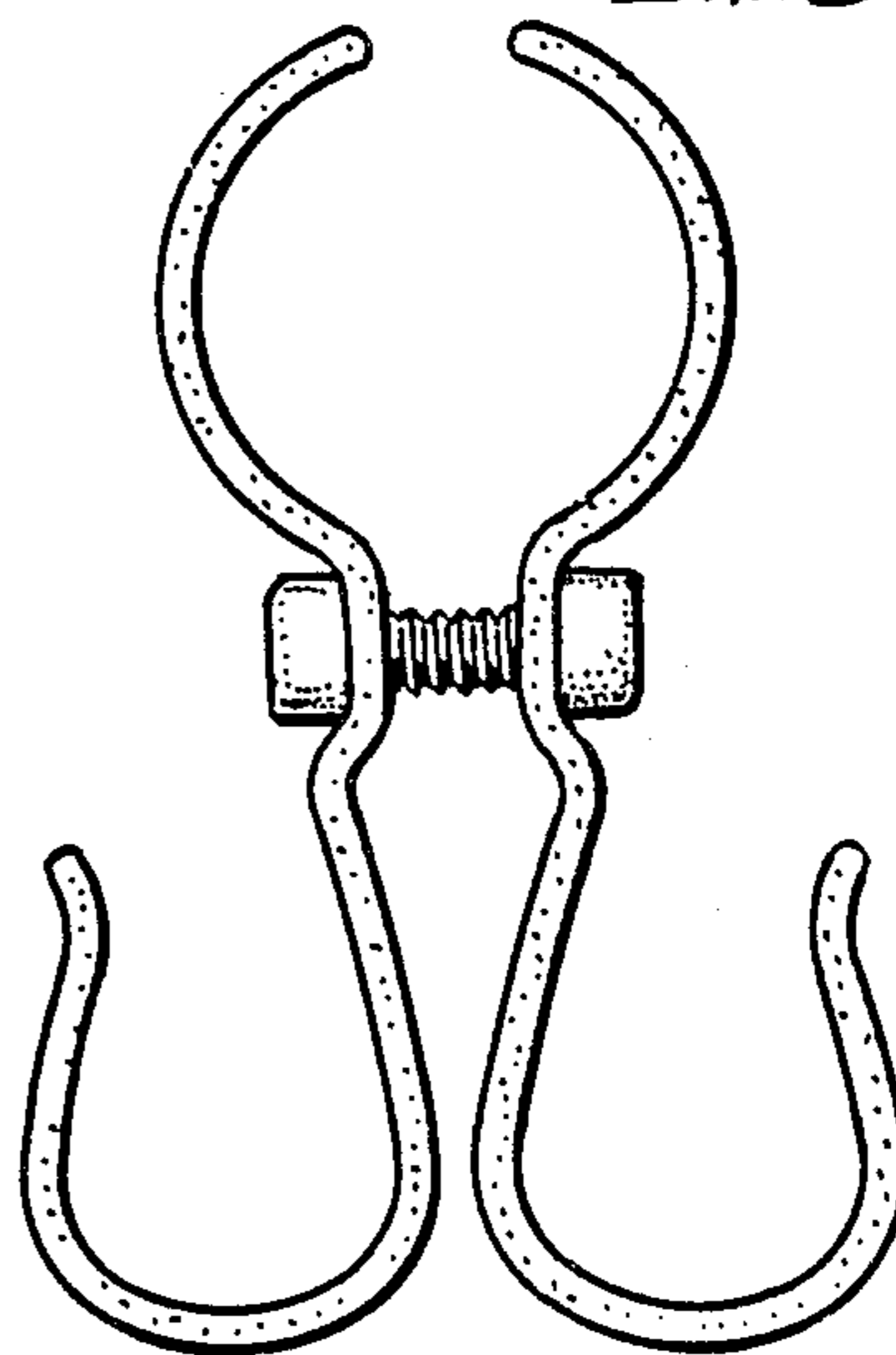


FIG. 3.

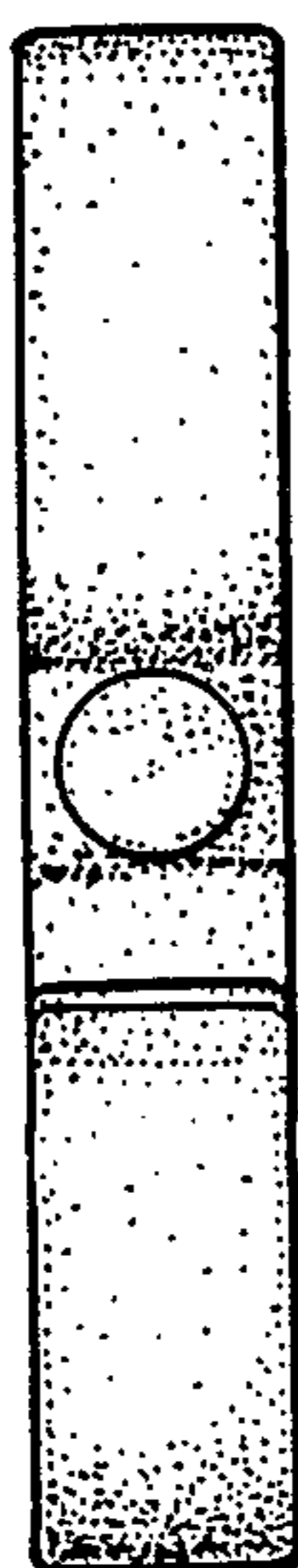


FIG. 5.

