

[54] DISPLAY CABINET

4,573,588 3/1986 Cohen D6/407 X

[76] Inventor: Maurits L. De Prins, 11 Galgenstraat, 2232 Schilde, Belgium

FOREIGN PATENT DOCUMENTS

962107 7/1973 United Kingdom D6/470 X
2143662 2/1985 United Kingdom .

[*] Notice: The portion of the term of this patent subsequent to Jun. 7, 2002 has been disclaimed.

OTHER PUBLICATIONS

[**] Term: 14 Years

"Video Vendor" brochure; Synopco, Inc.; 1 page; Copyright 1985.

[21] Appl. No.: 845,809

"VMART" brochure; Videomatic, a division of Video International Products, Inc.; 2 page folder with inserted page.

[22] Filed: Mar. 25, 1986

"MoVideo" brochure; MoVideo of Easton, Pa.; 2 page brochure with attached photograph.

[52] U.S. Cl. D6/470; D6/407

"The Movie Machine" photograph; Group I Entertainment; 1 page.

[58] Field of Search D6/407, 470, 436, 437, D6/438, 439; 211/40; D34/17, 20, 21, 23; 312/114, 8, 9, 10, 12

"Rolls Royce" brochure; made in West Germany; 2 pages.

[56] References Cited

U.S. PATENT DOCUMENTS

- D. 86,294 2/1932 Simons et al. D6/438
- D. 119,050 2/1940 Rocklin D20/4
- D. 119,508 3/1940 Waddell D6/471
- D. 150,722 8/1948 Neville .
- D. 153,961 4/1948 Malkin .
- D. 158,775 5/1950 Malkin D80/9
- D. 181,285 10/1957 Gaines .
- D. 212,568 10/1968 Emery et al. .
- D. 230,545 3/1974 Mouchon .
- D. 239,892 5/1976 Eisen D6/436
- D. 253,383 11/1979 Geli .
- D. 272,498 2/1984 Kemp, III et al. .
- D. 272,789 2/1984 Stoppino D6/189
- D. 283,184 4/1986 Saporiti .
- D. 288,393 2/1987 Mottais D6/436
- 2,905,926 9/1959 Aid .
- 3,660,832 5/1972 Hoshall 340/280
- 3,892,450 7/1975 Kolster et al. 312/117
- 4,245,871 1/1981 Rex D6/407 X
- 4,300,040 11/1981 Gould et al. 235/381
- 4,317,603 3/1982 Pepicelli et al. 312/9
- 4,414,467 11/1983 Gould et al. 235/381

"KEYOSK Video Rental System" brochure; 4 pages.

"Vend-A-Video" brochure; Vend-A-Video, Inc.; 3 page folder.

"Video Vendor" brochure; Video Vendor, Inc.; 4 page booklet.

"Videocassettes Uit de Muur"; Video Vak; pp. 23-24.

Primary Examiner—Carmen H. Vales

Attorney, Agent, or Firm—Saidman, Sterne, Kessler & Goldstein

[57] CLAIM

The ornamental design for a display cabinet, as shown and described.

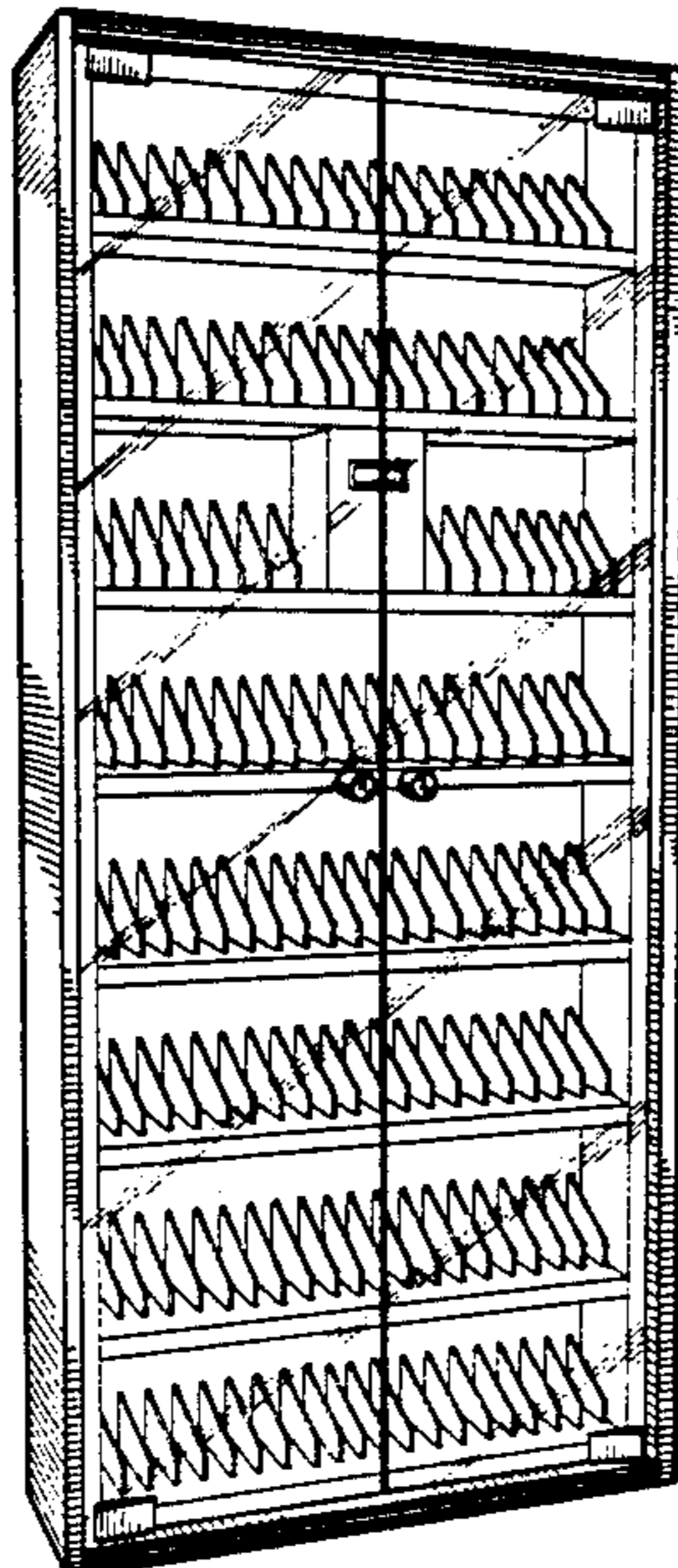
DESCRIPTION

FIG. 1 is a front perspective view of a display cabinet showing my new design;

FIG. 2 is a front elevational view thereof;

FIG. 3 is a left side elevational view, the right side being a mirror image thereof;

FIG. 4 is a top plan view thereof.



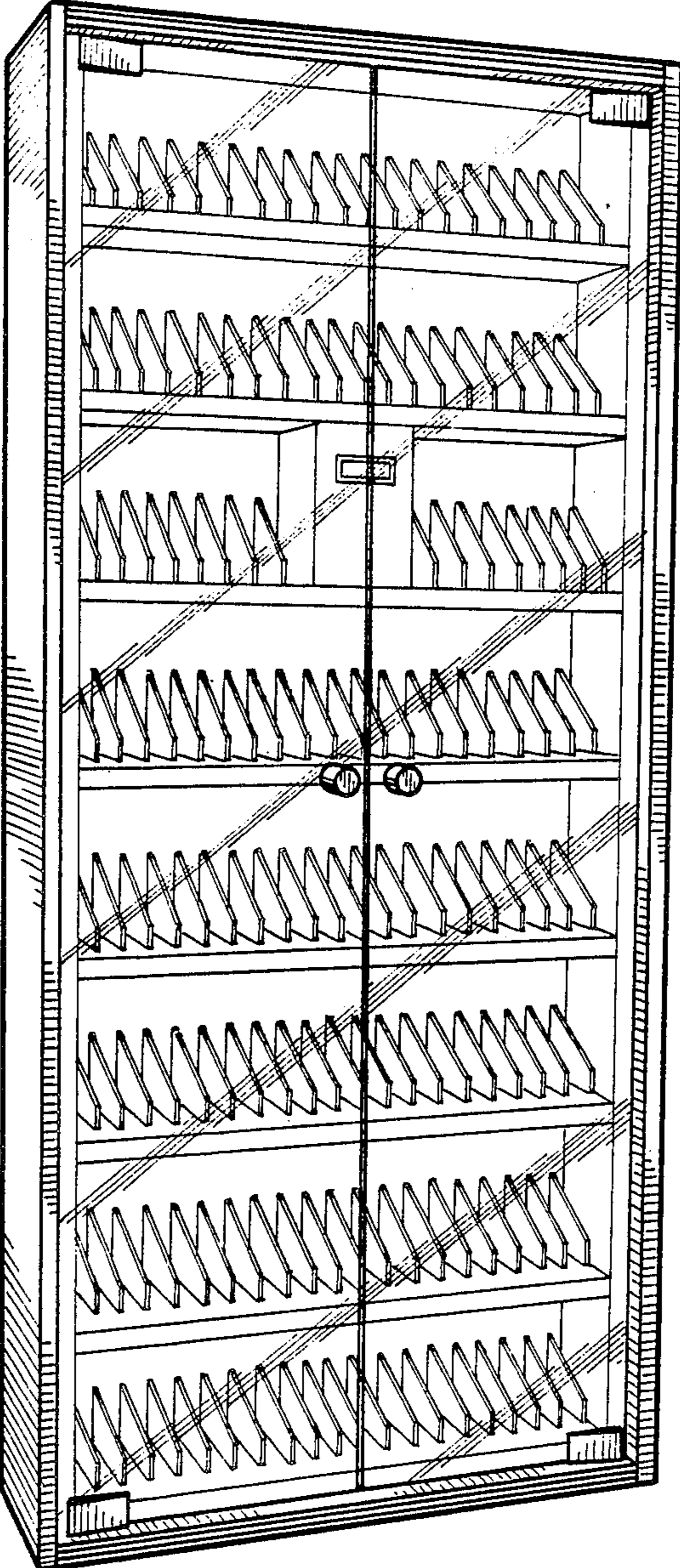


FIG. 1

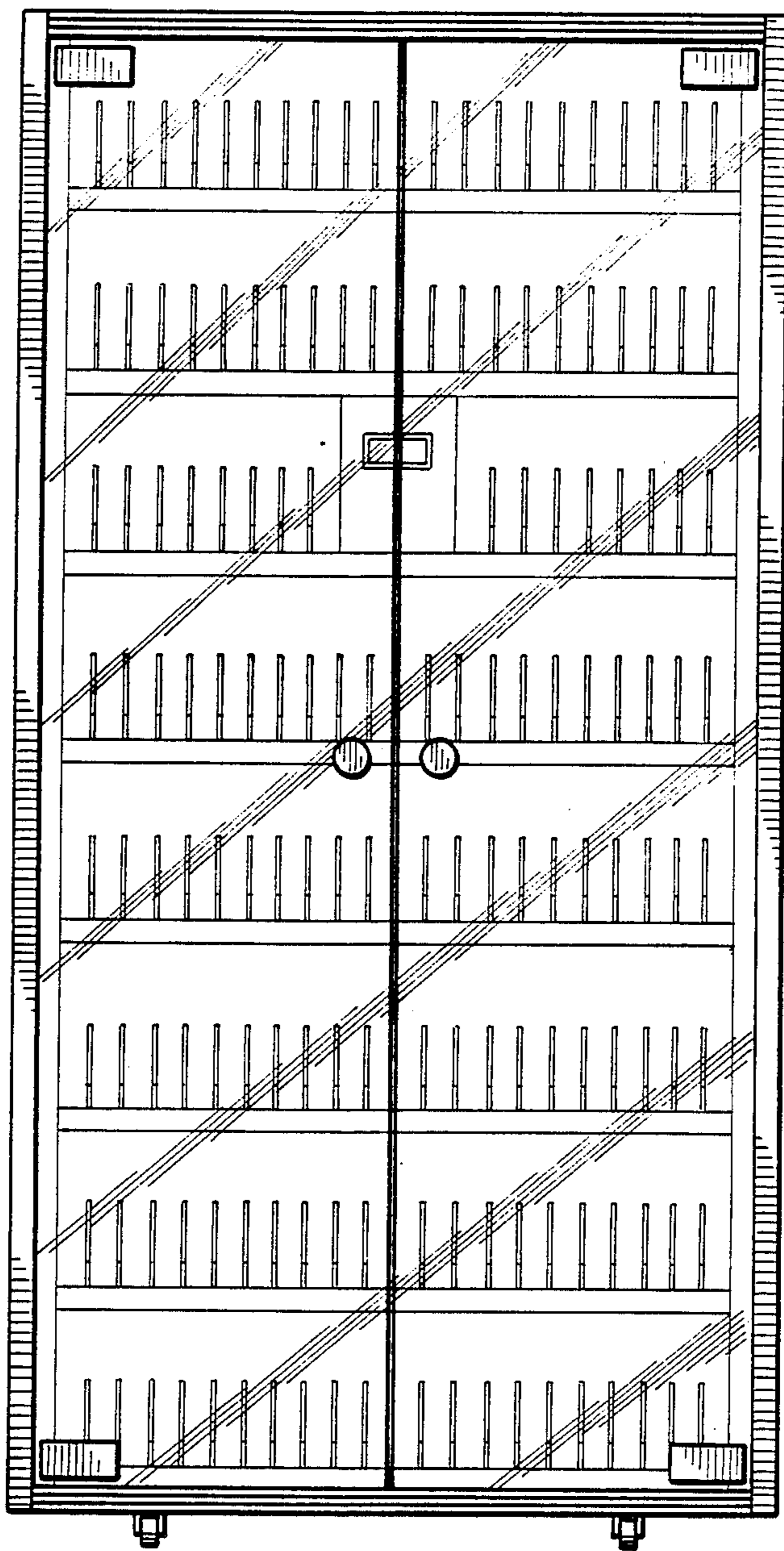


FIG. 2




FIG. 3

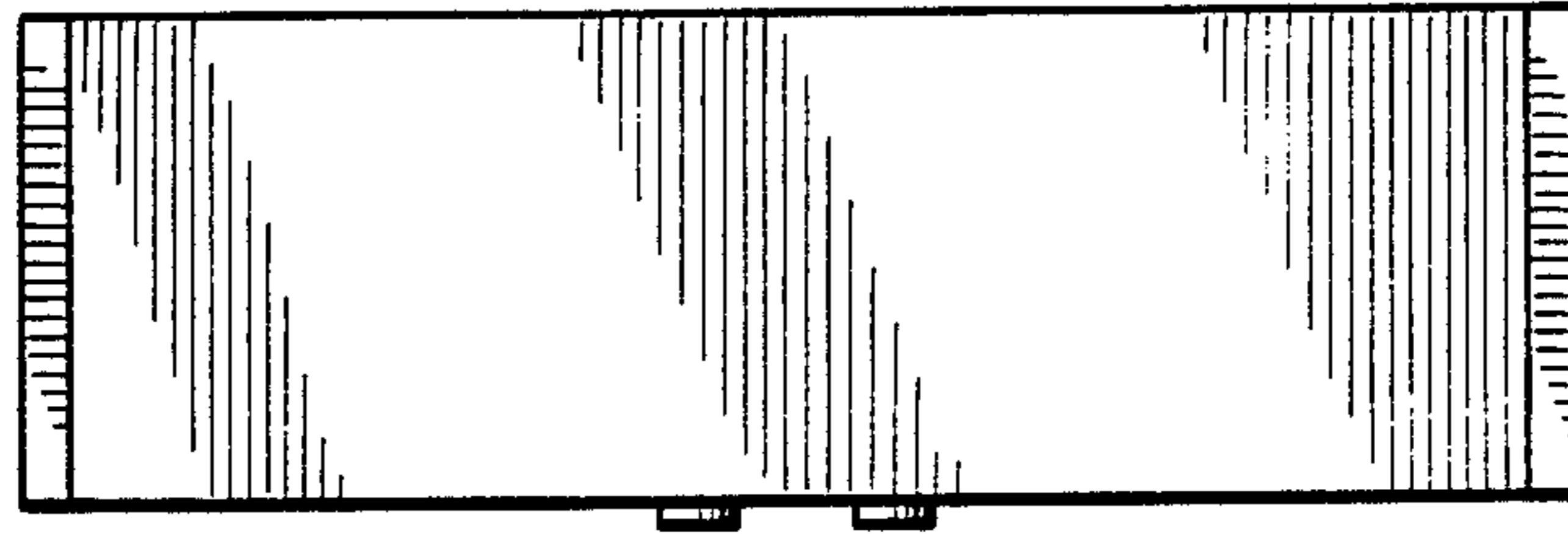


FIG. 4