

[54] EXPANDABLE DISPLAY RACK FRAME

[75] Inventors: Androus D. Noyes, Fairfield; Joseph T. Ricci, Bethel, both of Conn.

[73] Assignee: Duracell Inc., Bethel, Conn.

[**] Term: 14 Years

[21] Appl. No.: 735,010

[22] Filed: May 17, 1985

[52] U.S. Cl. D6/329

[58] Field of Search D6/449, 476, 329; 211/175, 195, 198, 189, 59.1, 54.1, 57.1, 175, 189, 207, 208; 248/165-167

[56] References Cited

U.S. PATENT DOCUMENTS

- 2,920,767 1/1960 Halip 211/175
- 2,987,195 6/1961 Smith 211/175
- 4,171,052 10/1979 Winn 211/175 X

4,561,550 12/1985 Franklin 211/175 X

Primary Examiner—Carmen H. Vales
Attorney, Agent, or Firm—Ronald S. Cornell; James B. McVeigh

[57] CLAIM

The ornamental design for an expandable display rack frame, substantially as shown and described.

DESCRIPTION

FIG. 1 is a perspective view of an expandable display rack frame showing my new design; portions shown broken away to indicate indeterminate length; the broken lines illustrate environmental structure and form no part of the claimed design;

FIG. 2 is a front elevational view thereof;

FIG. 3 is a top plan view thereof;

FIG. 4 is a bottom plan view thereof;

FIG. 5 is a left side elevational view the right side being a mirror image thereof; and

FIG. 6 is a rear elevational view thereof.

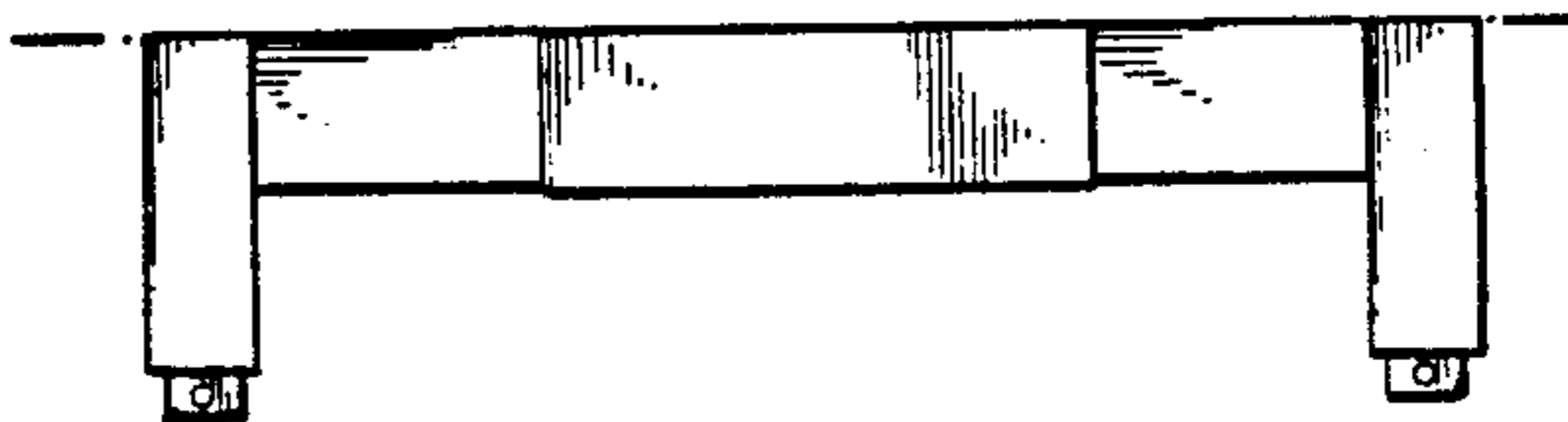

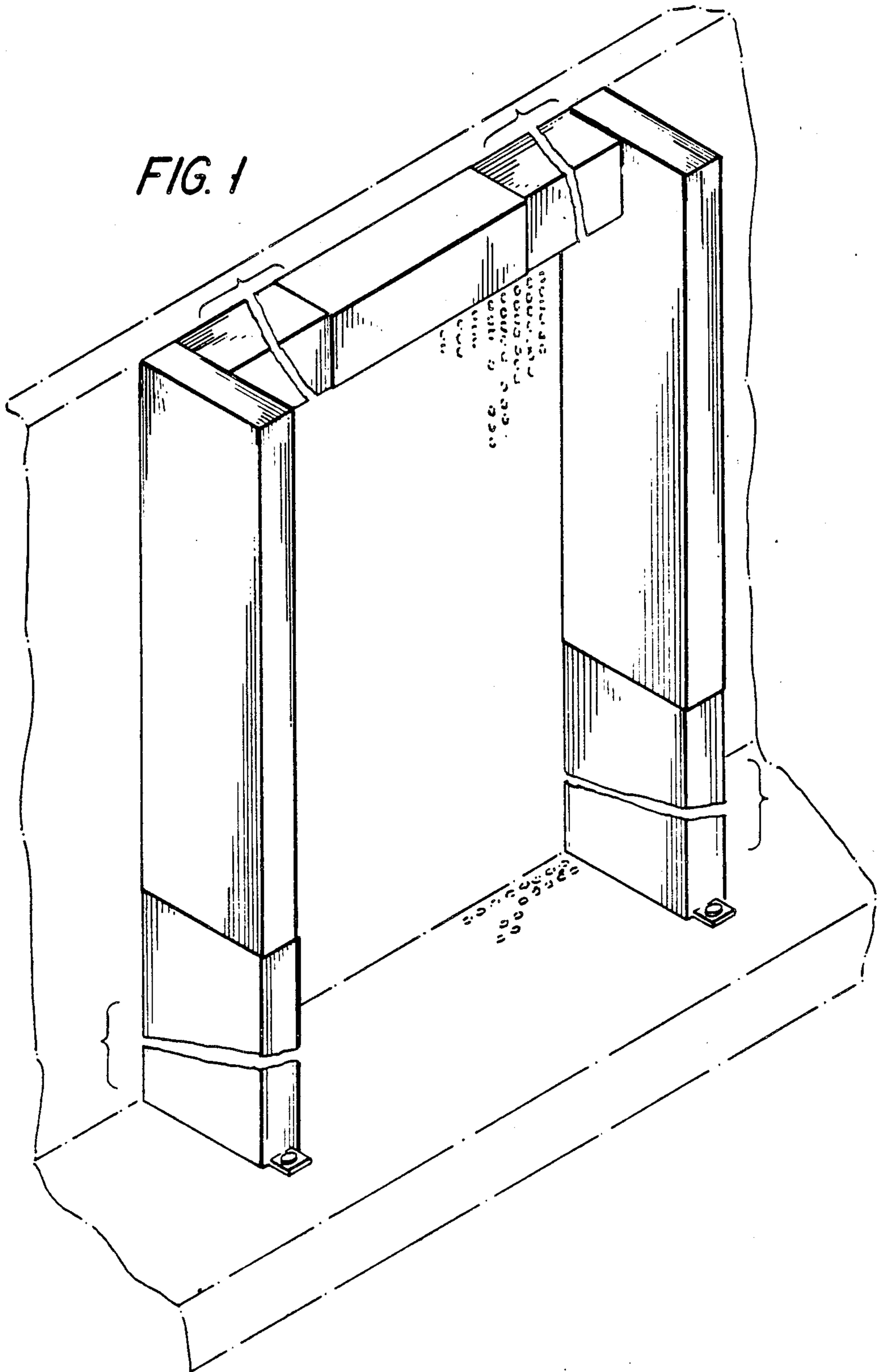


FIG. 1



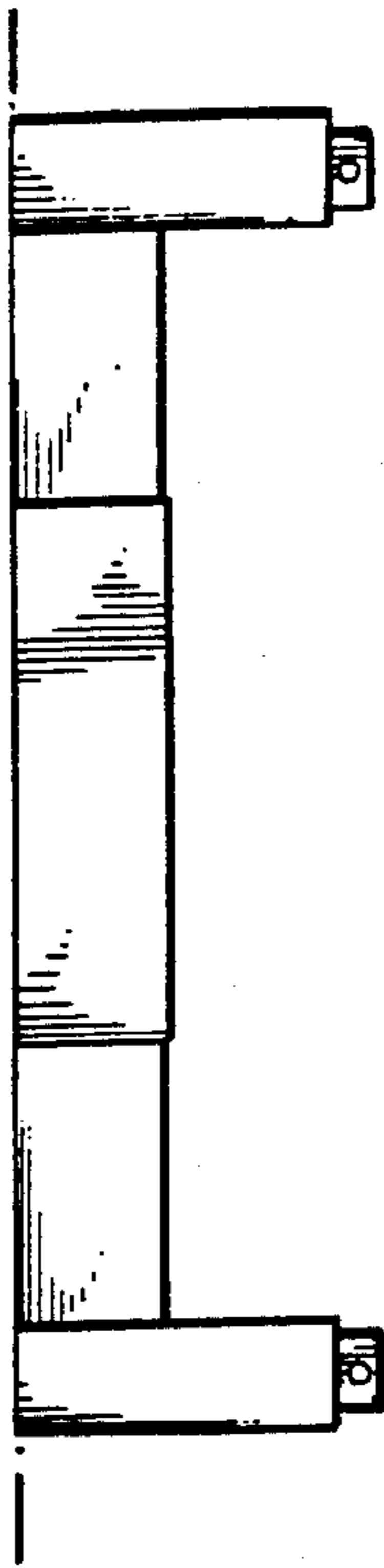


FIG. 3

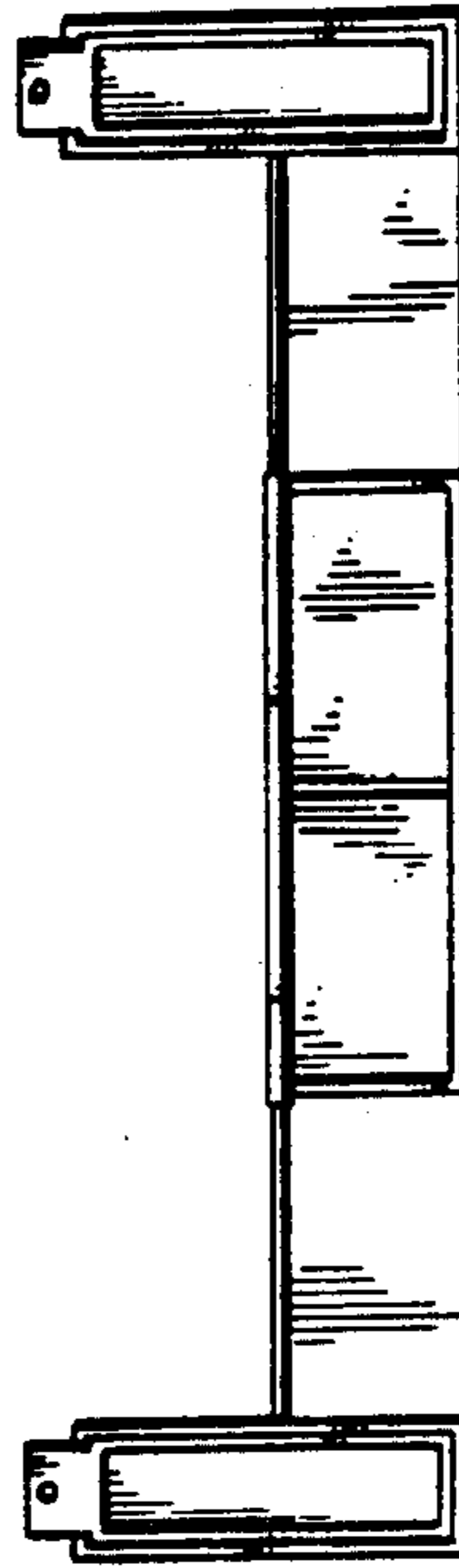


FIG. 4




FIG. 2




FIG. 5




FIG. 6