

- [54] **ICON FOR FREEHAND DRAWING SOFTKEY DISPLAY OR THE LIKE**
- [75] Inventors: Doris E. Wells-Papanek; William L. Verplank, both of Menlo Park; Norman L. Cox, Mountain View, all of Calif.
- [73] Assignee: Xerox Corporation, Stamford, Conn.
- [**] Term: 14 Years
- [21] Appl. No.: 807,001
- [22] Filed: Dec. 9, 1985
- [52] U.S. Cl. D18/27
- [58] Field of Search D18/12, 24, 26, 27, D18/29, 33; 340/365 VL, 712, 725, 729-731, 735, 747, 751, 790; D20/29, 40

[56] **References Cited**
PUBLICATIONS

MacIntosh MacPaint catalog ©1984, Apple Computers, Inc., pp. 4-5 MacPaint Write/Paint.
 "The Star User Interface: An Overview" David C. Smith et al. Proceedings of National Computer Conference, Houston, TX; Jun. 7-10, 1982, pp. 515-528, second printing, 1984, pp. 1-28, Xerox Office Systems Technology, pub. Xerox Corporation.
 "Designing the Star User Interface", David C. Smith et al. BYTE Magazine, vol. 7(4) pp. 242-282, Apr. 1982, second printing, 1984, second printing, 1984, pp. 1-28, Xerox Office Systems Technology, pub. Xerox Corporation.
 "Human Factors Testing in the Design of Xerox's 8010 'Star' Office Work-Station", William L. Bewley et al.,

ACM CHI'83 Conference Proceedings, pp. 72-77, Boston, MA, Dec. 12-15, 1983.
 Symbols or Icons used on Xerox 8010 Professional Workstation Announced for Sale 5/81 (6 pages).



Primary Examiner—Louis S. Zarfes
 Attorney, Agent, or Firm—W. Douglas Carothers, Jr.

[57] **CLAIM**

The ornamental design for an icon for freehand drawing softkey display or the like, as shown and described.

DESCRIPTION

FIG. 1 is a face view of an icon for freehand drawing softkey display or the like showing our new design; FIG. 2A is an enlarged view of the left portion of FIG. 1; FIG. 2B is an enlarged view of the central portion of FIG. 1; FIG. 2C is an enlarged view of the right portion of FIG. 1; FIG. 3 is a face view of an icon for freehand drawing softkey display or the like showing a modified form of our new design with alphanumeric information; FIG. 4A is an enlarged view of the left portion of FIG. 3; FIG. 4B is an enlarged view of the central portion of FIG. 3; FIG. 4C is an enlarged view of the right portion of FIG. 3; The broken line showing of a partial half-tone display screen in FIGS. 1-4C and regions for alphanumeric information in FIGS. 1-2B is for illustrative purposes only and forms no part of the claimed design.






FIG. 1

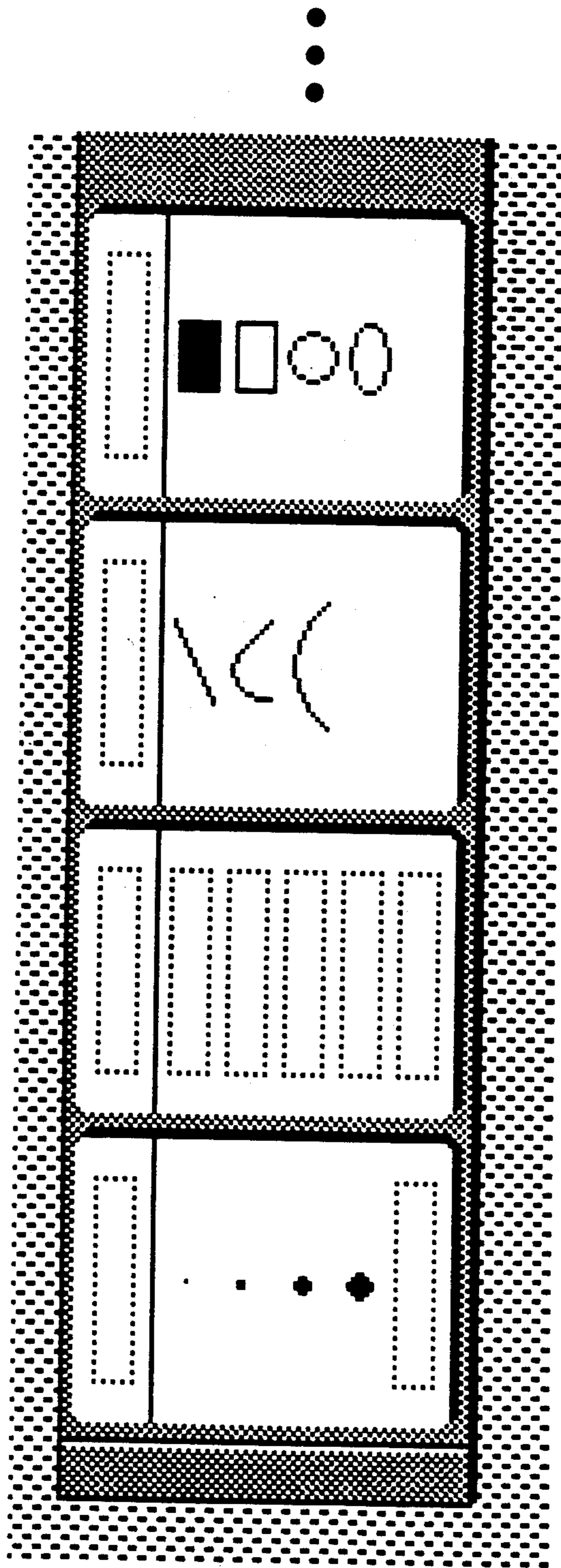


FIG. 2A

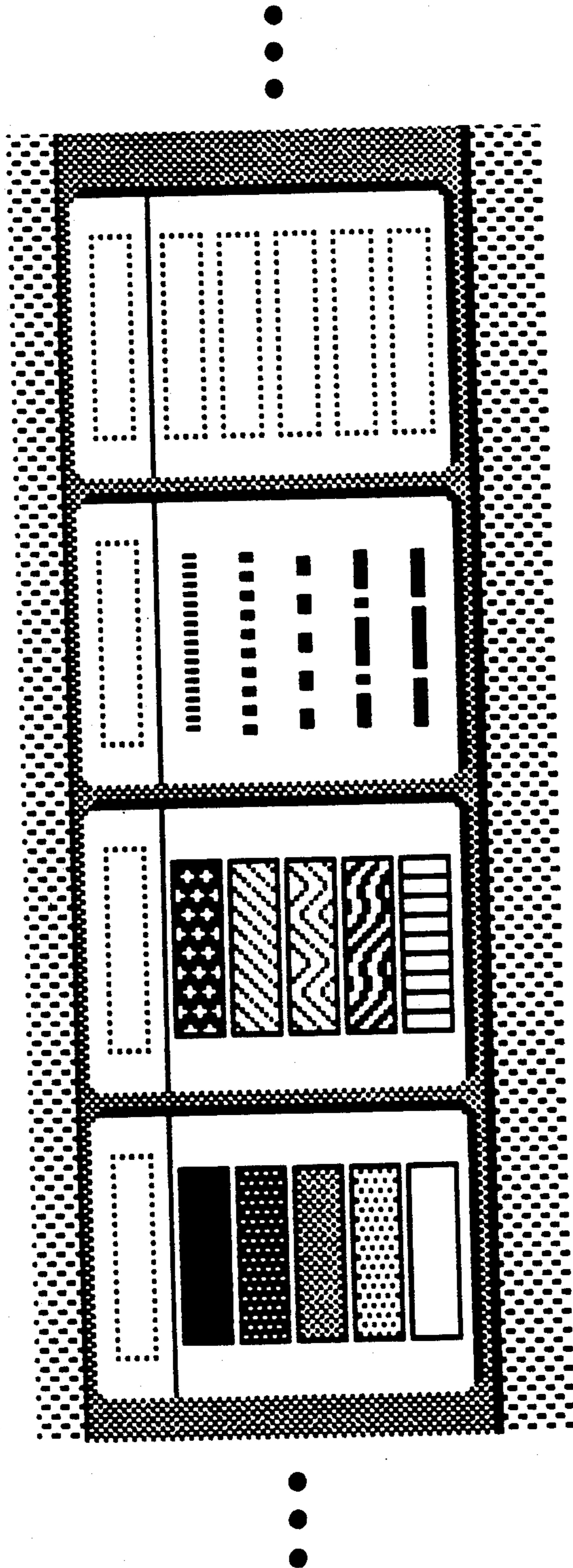


FIG. 2B

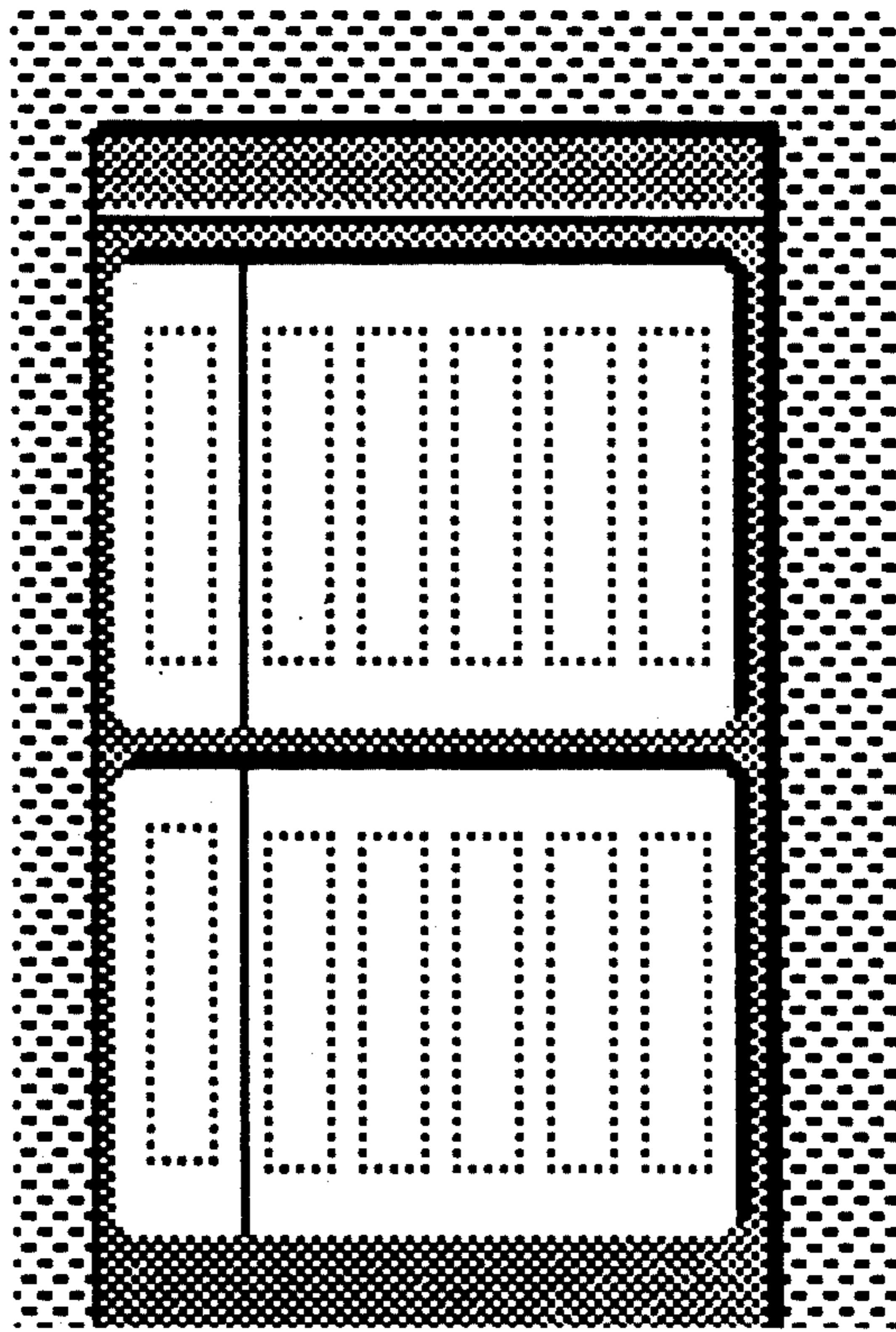


FIG. 2C



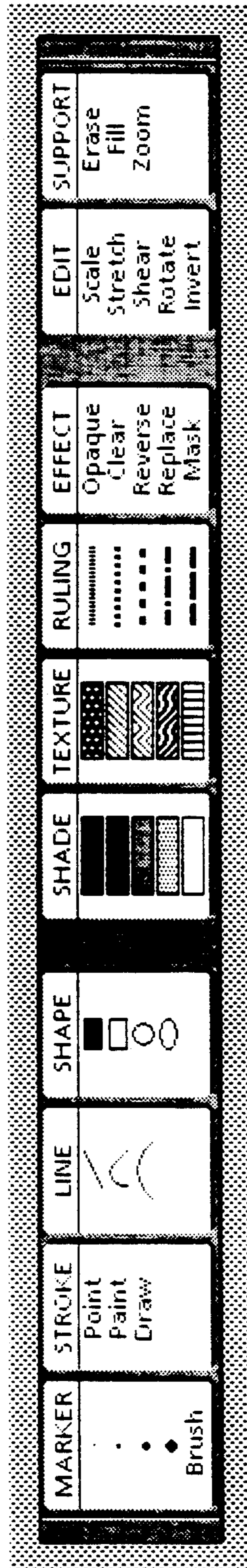


FIG. 3

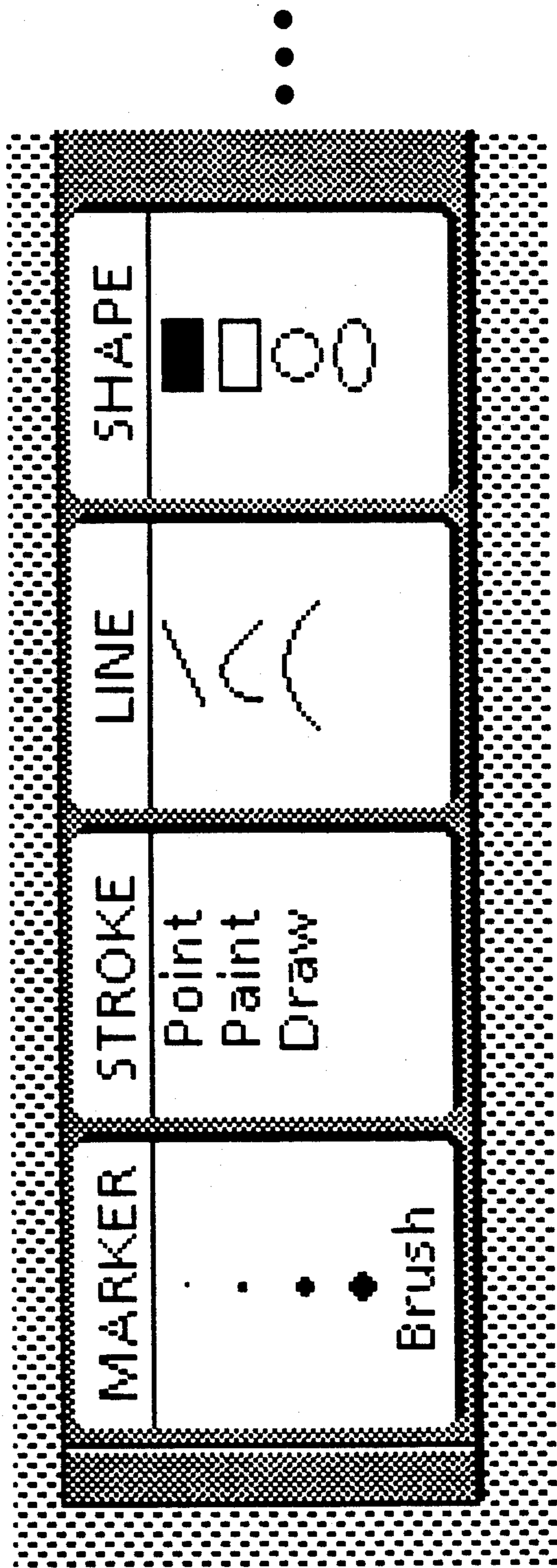


FIG. 4A

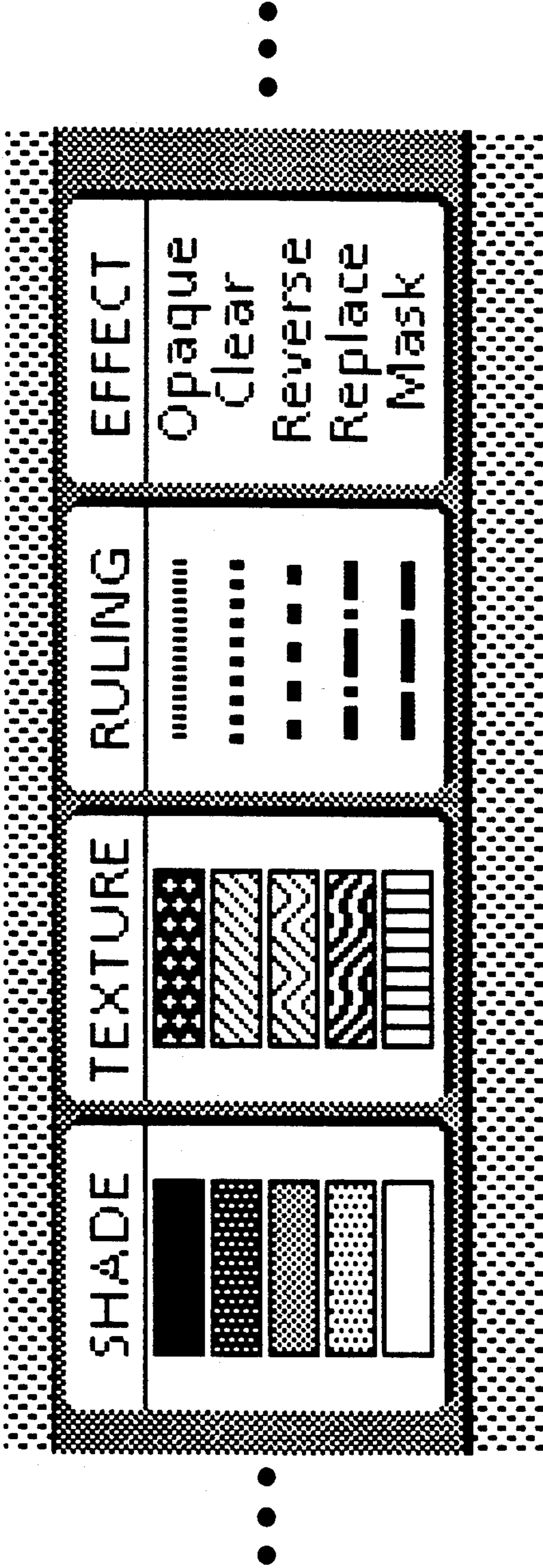
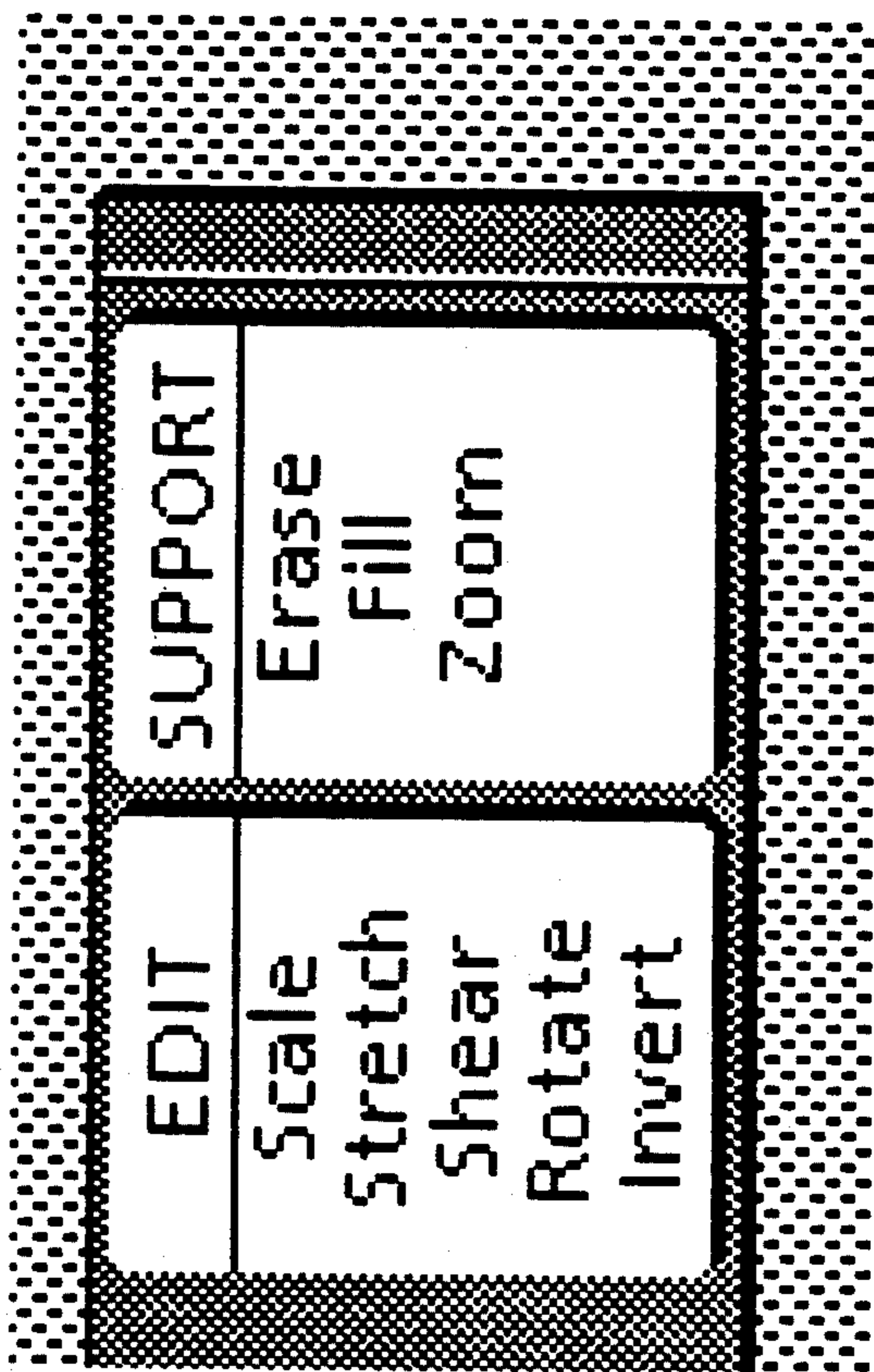


FIG. 4B



...

FIG. 4C