

# United States Patent [19]

Weimann et al.

[11] Patent Number: **Des. 296,297**

[45] Date of Patent: **\*\* Jun. 21, 1988**

[54] **UTILITY KNIFE HANDLE**

[75] Inventors: **George F. Weimann, Avon; Donald P. Ryan, New Hartford, both of Conn.**

[73] Assignee: **The Stanley Works, New Britain, Conn.**

[\*\*] Term: **14 Years**

[21] Appl. No.: **776,697**

[22] Filed: **Sep. 16, 1985**

[52] U.S. Cl. .... **D8/107; D8/99**

[58] Field of Search ..... **D8/98, 99, 107; D7/150; D22/118; 30/162, 329, 335, 337, 340**

[56] **References Cited**

**U.S. PATENT DOCUMENTS**

D. 240,500	7/1976	Richards .....	D8/99
D. 249,325	9/1978	Rollband .....	D8/99
D. 286,974	12/1986	Veverka .....	D8/107
D. 290,333	6/1987	Pashley .....	D8/99
4,005,525	2/1977	Gringer .....	D8/99

4,139,939	2/1979	Crooks .....	30/162
4,320,576	3/1982	Beermann .....	30/162
4,517,741	5/1985	Castelluzzo .....	30/162

**FOREIGN PATENT DOCUMENTS**

2704019	8/1978	Fed. Rep. of Germany .....	30/335
---------	--------	----------------------------	--------

**OTHER PUBLICATIONS**

Martor Argentax Brochure, p. 1, Knife 61 177 & 16551.

*Primary Examiner*—James M. Gandy

*Attorney, Agent, or Firm*—Chilton, Alix & Van Kirk

[57] **CLAIM**

The ornamental design for a utility knife handle, as shown and described.

**DESCRIPTION**

FIG. 1 is a front elevation view of the utility knife handle of our new design;

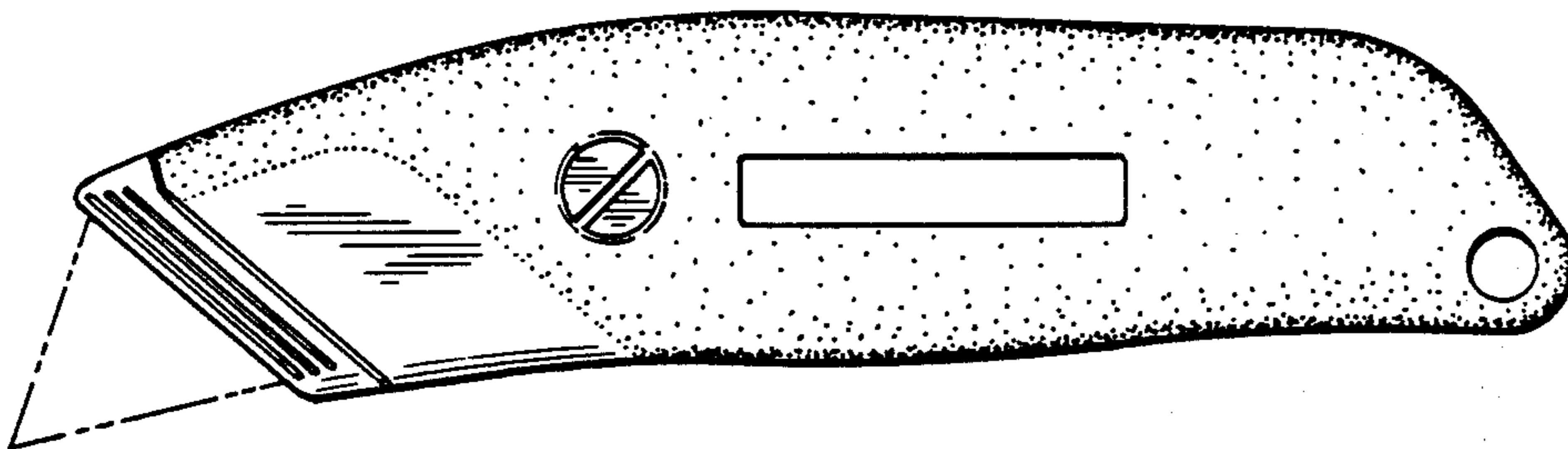
FIG. 2 is a back elevation view thereof;

FIG. 3 is a top plan view thereof;

FIG. 4 is a bottom plan view thereof;

FIG. 5 is a left end elevation view thereof; and

FIG. 6 is a right end elevation view thereof.



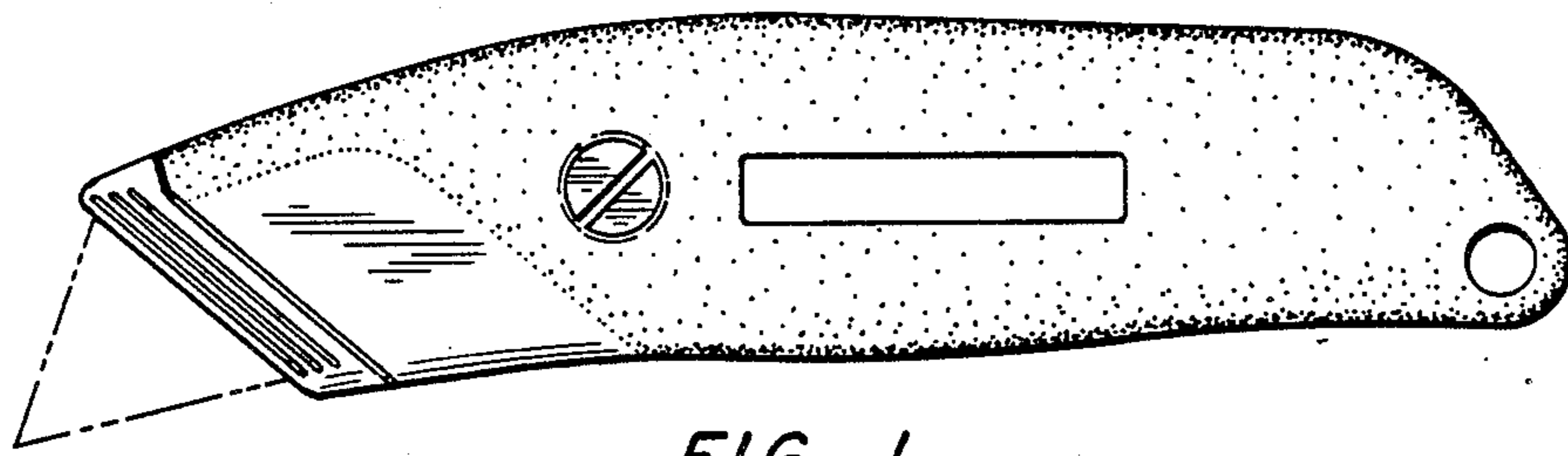


FIG. 1

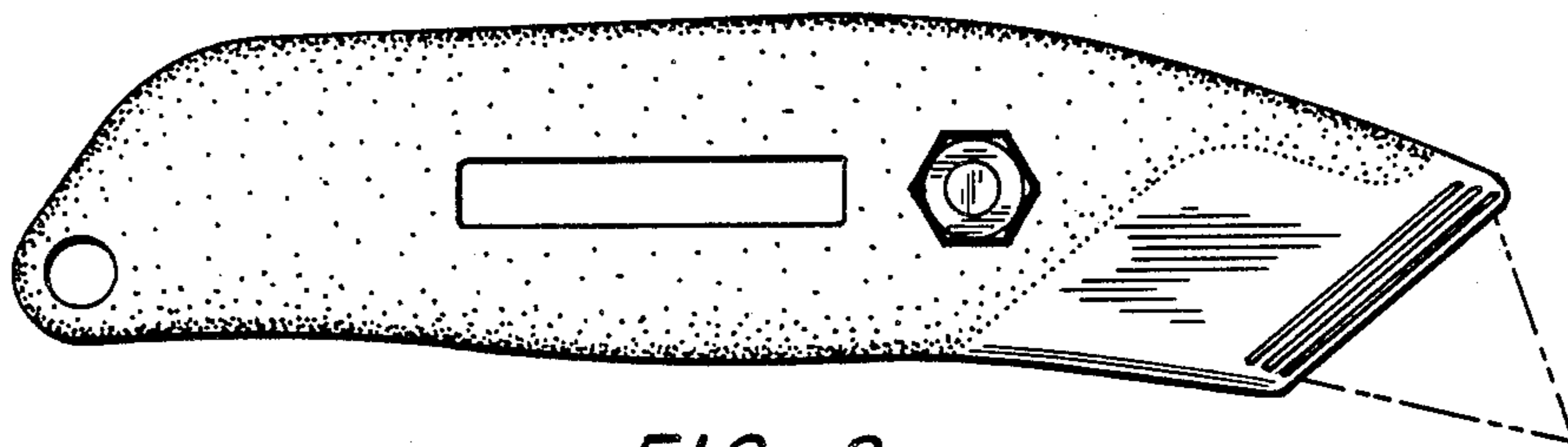


FIG. 2

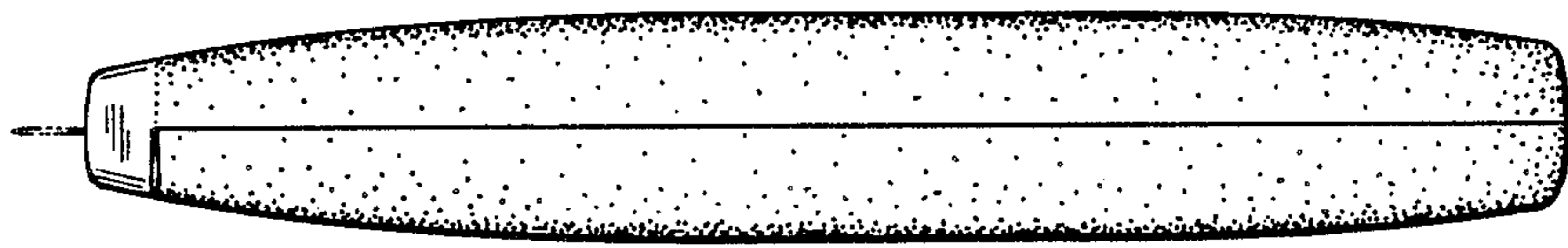


FIG. 3

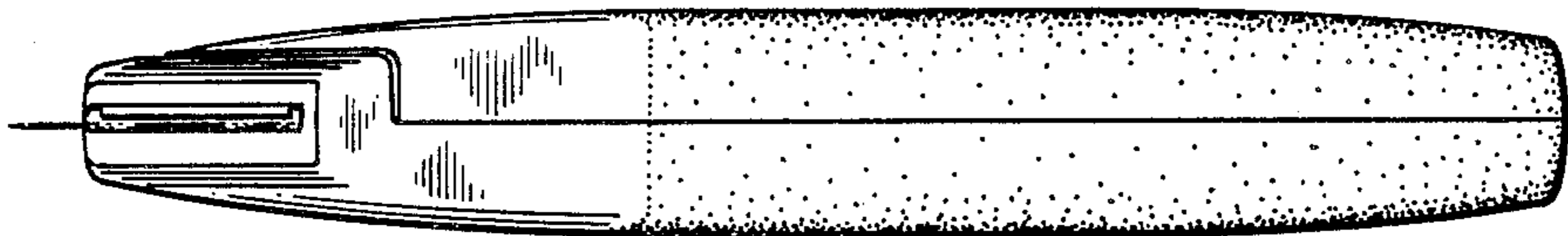


FIG. 4

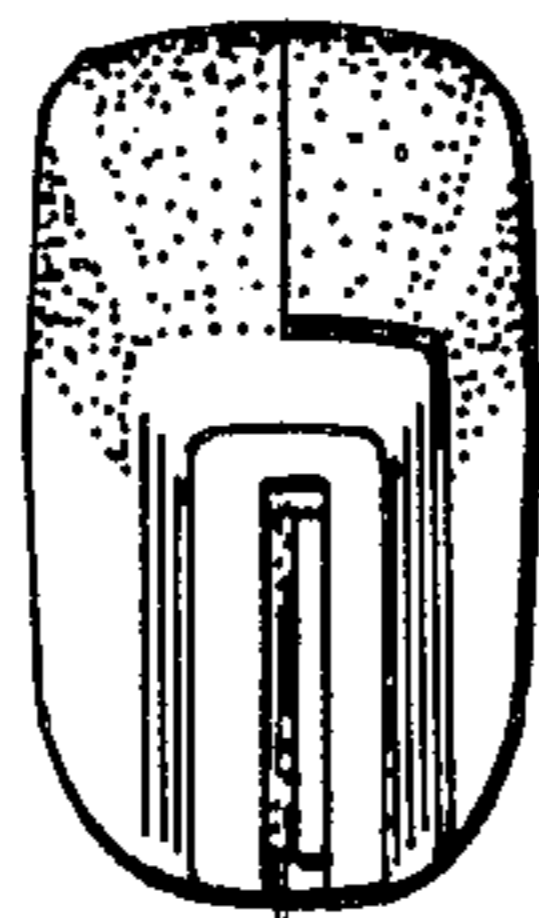


FIG. 5




FIG. 6