

[54] SEPARABLE BOX WRENCH

[75] Inventor: Adolf Schoepe, Fullerton, Calif.

[73] Assignee: Fluidmaster, Inc., Anaheim, Calif.

[\*\*] Term: 14 Years

[21] Appl. No.: 752,630

[22] Filed: Jul. 8, 1985

[52] U.S. Cl. .... D8/28

[58] Field of Search ..... D8/22, 28; 81/121.1, 81/119, 125, 98, 99

[56] References Cited

U.S. PATENT DOCUMENTS

|           |        |                     |        |
|-----------|--------|---------------------|--------|
| 1,724,540 | 8/1929 | Willcox et al. .... | 81/98  |
| 1,754,717 | 4/1930 | Hughens .....       | 81/125 |
| 3,661,041 | 5/1972 | Welz .....          | 81/98  |

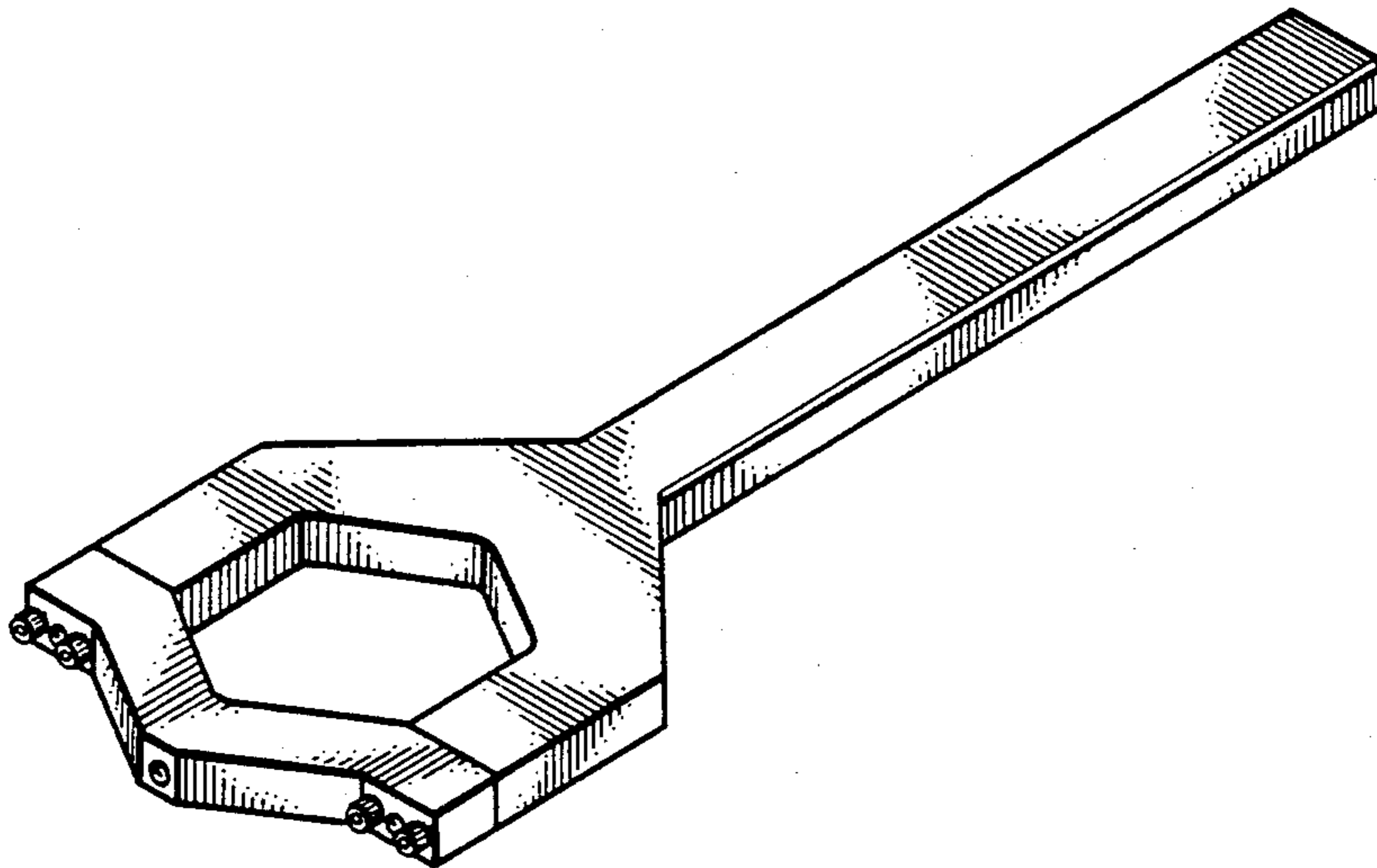
Primary Examiner—James M. Gandy  
Attorney, Agent, or Firm—Freilich, Hornbaker, Rosen & Fernandez

[57] CLAIM

The ornamental design for a separable box wrench, as shown.

DESCRIPTION

FIG. 1 is a perspective view of a separable box wrench showing my new design;  
FIG. 2 is a left end elevation view thereof;  
FIG. 3 is a right end elevation view thereof;  
FIG. 4 is a top plan view thereof, bottom plan view thereof being a mirror image of that shown;  
FIG. 5 is a front side elevation view thereof, the back side view being a mirror image of that shown;  
FIG. 6 is a horizontal sectional view looking in the direction of the arrows 6—6 in FIG. 2 and showing the stud and bolt connection.



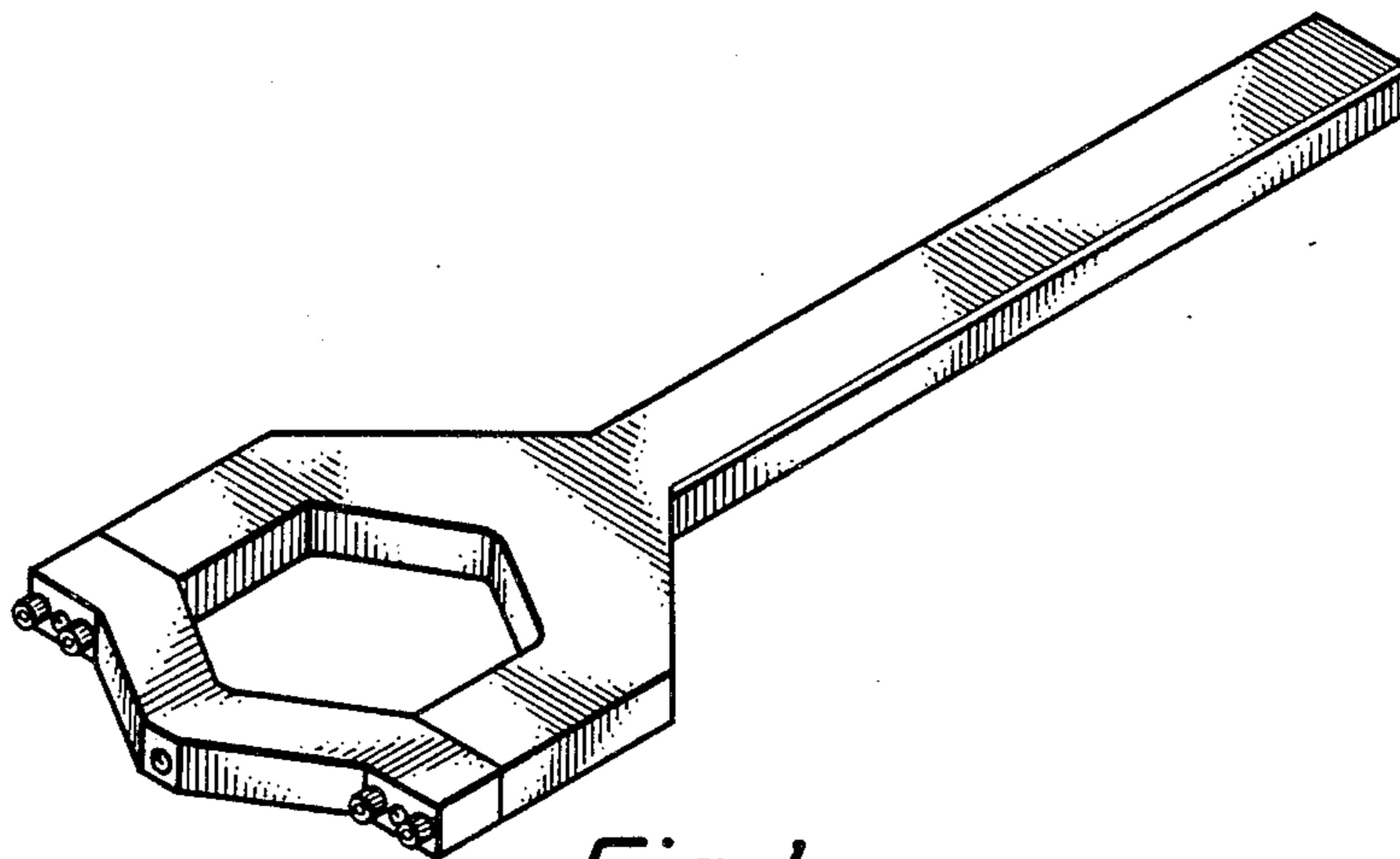


Fig. 1.



Fig. 2.



Fig. 3.

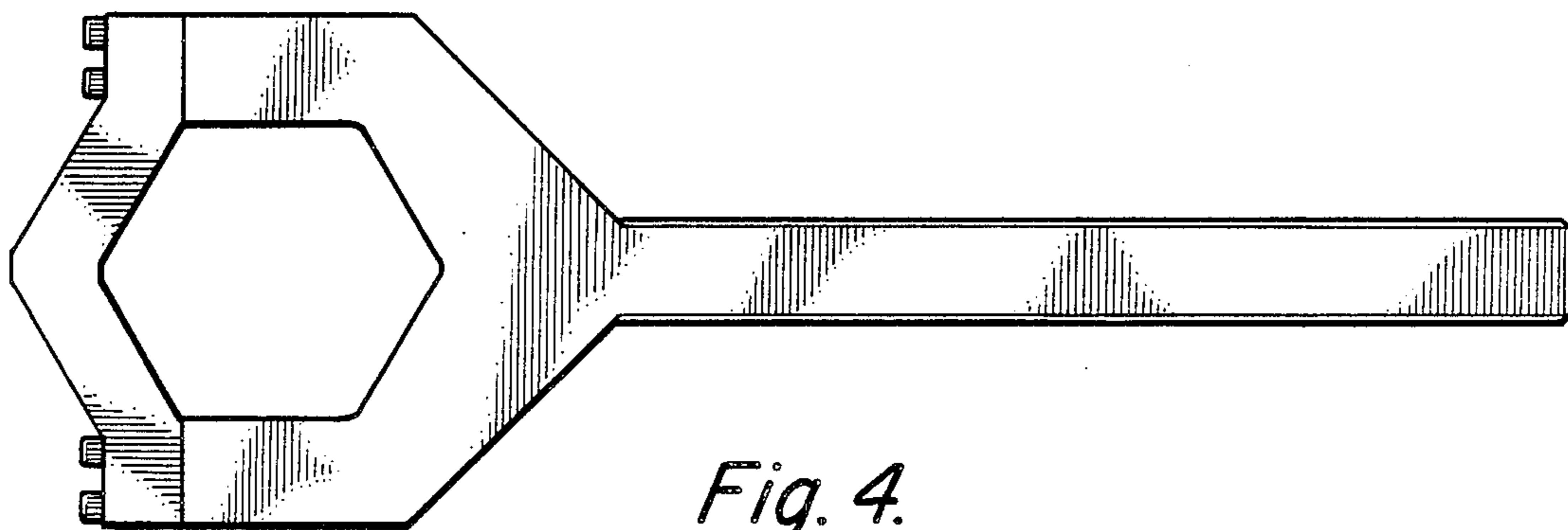


Fig. 4.



Fig. 5.

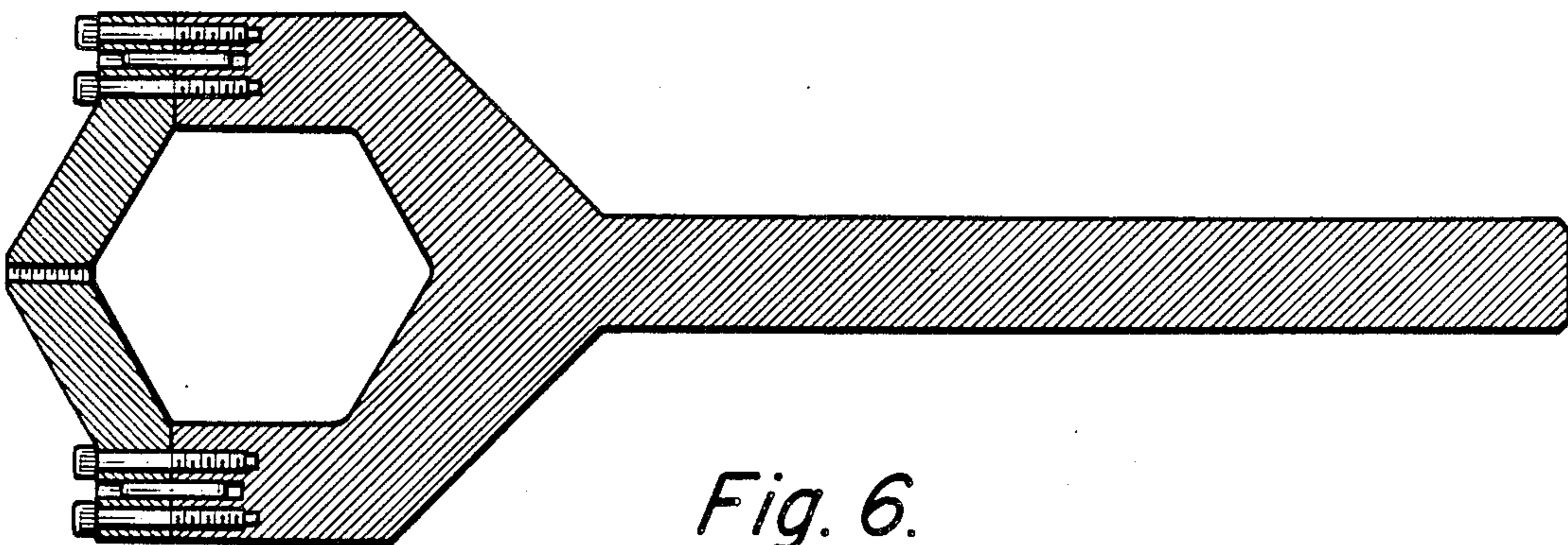


Fig. 6.