

[54] ELEMENT OF A SHOE UPPER

[75] Inventors: Paul D. Brown, Bolton, England; Tuan N. Le, Cohasset; Jeffrey P. Bua, Duxbury, both of Mass.

[73] Assignee: Reebok International Ltd., Canton, Mass.

[\*\*] Term: 14 Years

[21] Appl. No.: 93,509

[22] Filed: Sep. 4, 1987

Related U.S. Application Data

- [62] Division of Ser. No. 805,945, Nov. 20, 1985.
- [52] U.S. Cl. .... D2/314
- [58] Field of Search ..... D2/264, 265, 308-315, D2/317-321, 326-328; 36/1, 83, 87, 106, 100-103, 45, 48, 57, 132, 136, 112-114

[56] References Cited

U.S. PATENT DOCUMENTS

- D. 237,224 10/1975 Famolare, Jr. .... D2/313
- D. 258,772 4/1981 Norton et al. .... D2/309
- 4,644,673 2/1987 Gamm ..... 36/45 X

OTHER PUBLICATIONS

Footwear News, Monday, 10/7/85, p. 24—New Balance CT530 at top right.


Primary Examiner—Louis S. Zarfaz  
Attorney, Agent, or Firm—Saidman, Sterne, Kessler & Goldstein

[57] CLAIM

The ornamental design for an element of a shoe upper, as shown and described.

DESCRIPTION

FIG. 1 is a perspective view of an element of a shoe upper showing our new design; FIG. 2 is a left side elevational view thereof; and FIG. 3 is a right side elevational view thereof. The broken line showing of a shoe in FIGS. 1-3 is environmental only and does not form part of the claimed design.



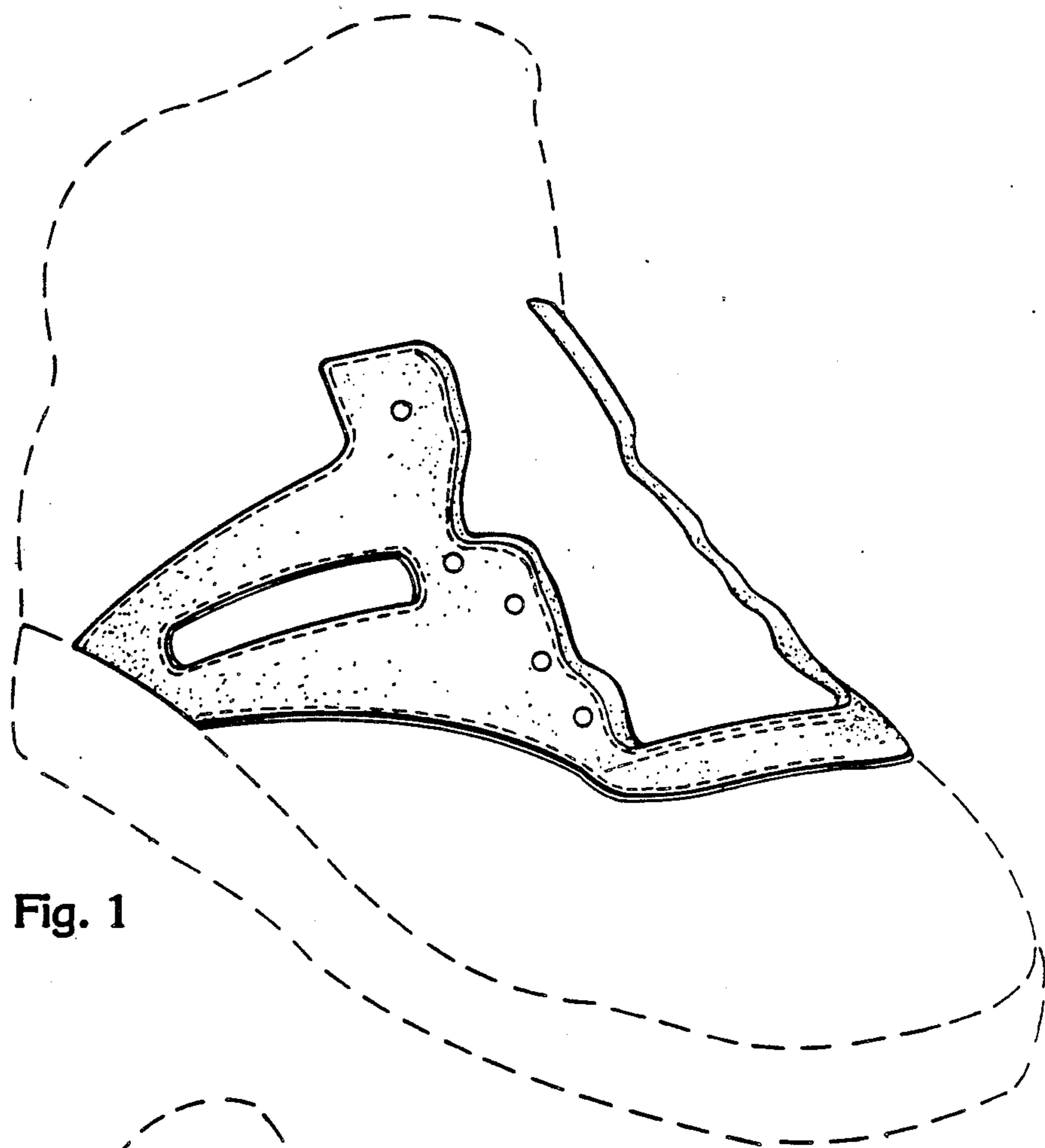


Fig. 1

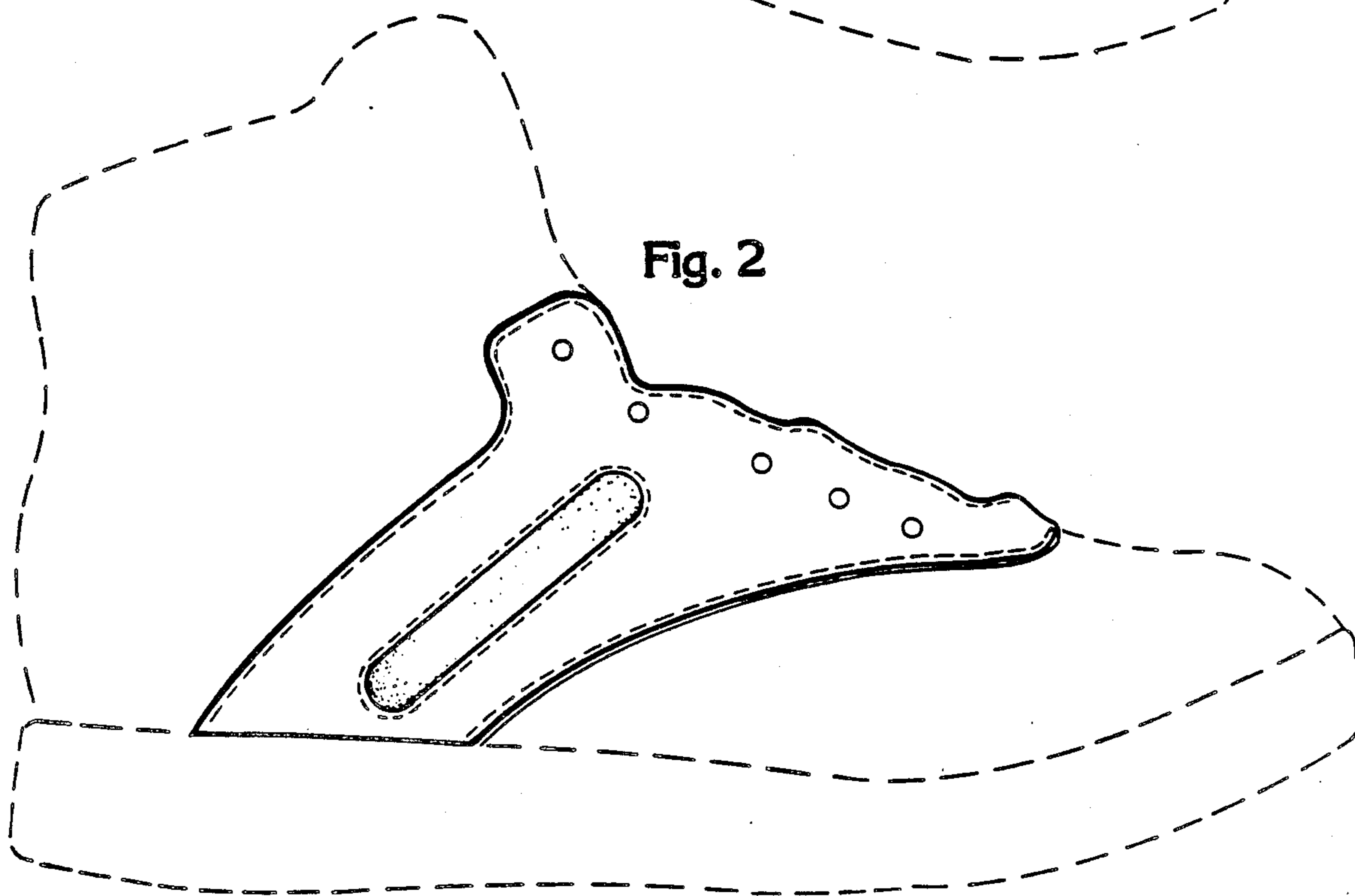


Fig. 2

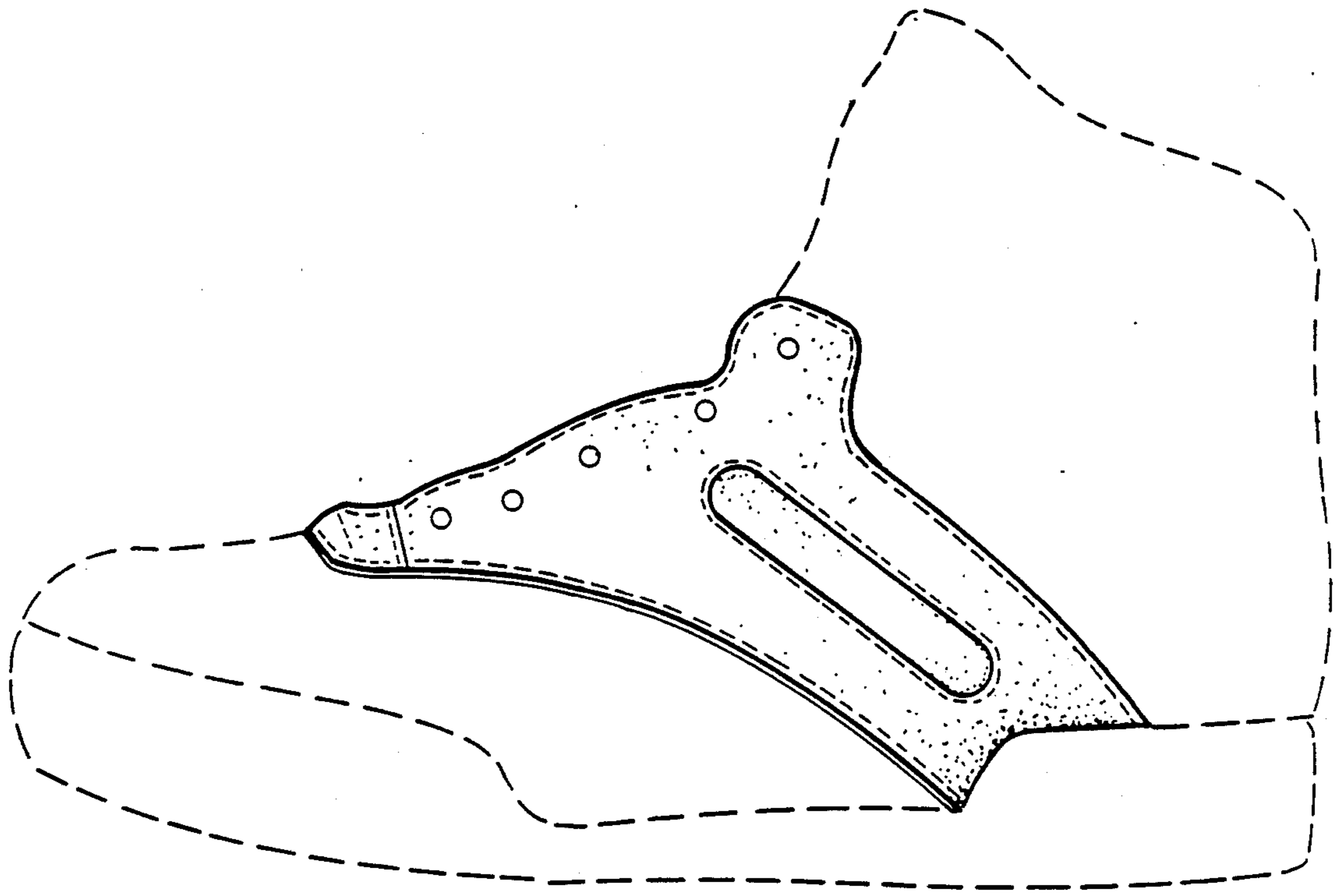


Fig. 3