

[54] **OIL FILTER GRIPPING TOOL**

[75] **Inventors: Wendall K. Hagen, Bloomington; David M. Haskamp, Minneapolis, both of Minn.**

[73] **Assignee: Bridge Wheel Co., Inc., Minneapolis, Minn.**

[\*\*] **Term: 14 Years**

[21] **Appl. No.: 748,912**

[22] **Filed: Jun. 26, 1985**

[52] **U.S. Cl. .... D8/22**

[58] **Field of Search ..... D8/14, 21-29, D8/40; 81/64, 65.2, 68-70, 3.43**

[56] **References Cited**

**U.S. PATENT DOCUMENTS**

- D. 261,722 11/1981 Rocheleau .
- D. 289,363 4/1987 DeRaad ..... D8/22
- 298,872 5/1884 May .
- 438,043 10/1890 Webster .
- 635,662 10/1899 Colkitt et al. .
- 693,353 2/1902 Erwin .
- 700,752 5/1902 Erwin .
- 780,818 1/1905 Schlegle .
- 970,365 9/1910 Bain .
- 1,347,764 7/1920 Shirley .
- 1,397,457 11/1921 Rykken ..... 81/3.43
- 1,410,390 3/1922 Dudek .
- 1,422,626 7/1922 Shank ..... 81/3.43
- 1,422,626 7/1922 Shank ..... 81/3.43
- 1,456,671 5/1923 Buckwalter .

- 1,496,906 6/1924 Sacre .
- 1,513,164 10/1924 Euverard .
- 1,670,583 5/1928 Lawrence .
- 2,320,599 6/1943 Hickman ..... 81/3.43
- 2,407,421 9/1946 Herold ..... 403/58
- 2,436,336 2/1948 Slater ..... 403/58
- 2,499,030 2/1950 Moon ..... 403/58 X
- 2,899,225 8/1959 Birr ..... 403/58
- 3,205,735 9/1965 Martin ..... 81/68
- 3,205,735 9/1965 Martin ..... 81/68
- 4,114,481 9/1978 Kowalczyk .
- 4,290,762 9/1981 Lapeyre ..... 403/58 X
- 4,561,797 12/1985 Aldridge ..... 403/58

**FOREIGN PATENT DOCUMENTS**

- 1075771 10/1954 France ..... 65.2/
- 78779 6/1917 Switzerland ..... 81/65.2

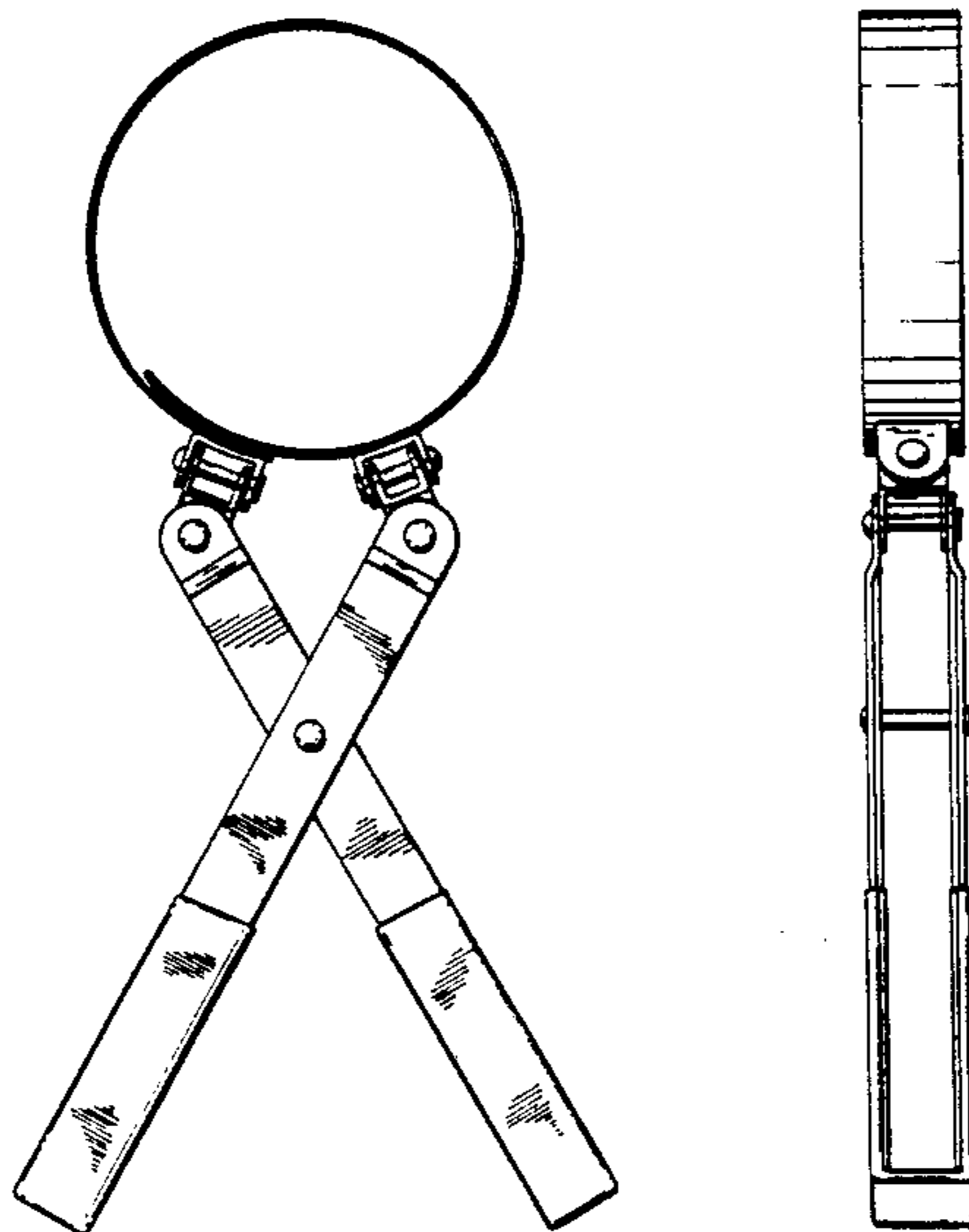
*Primary Examiner*—Susan J. Lucas  
*Assistant Examiner*—Clare E. Heflin  
*Attorney, Agent, or Firm*—Burd, Bartz & Gutenkauf

[57] **CLAIM**

The ornamental design for an oil filter gripping tool, as shown and described.

**DESCRIPTION**

FIG. 1 is a front elevational view of the oil filter gripping tool showing our new design, the rear view being a mirror image thereof.  
 FIG. 2 is a side elevational view thereof, the opposite side being a mirror image thereof;  
 FIG. 3 is a top plan view thereof; and  
 FIG. 4 is a bottom plan view thereof.



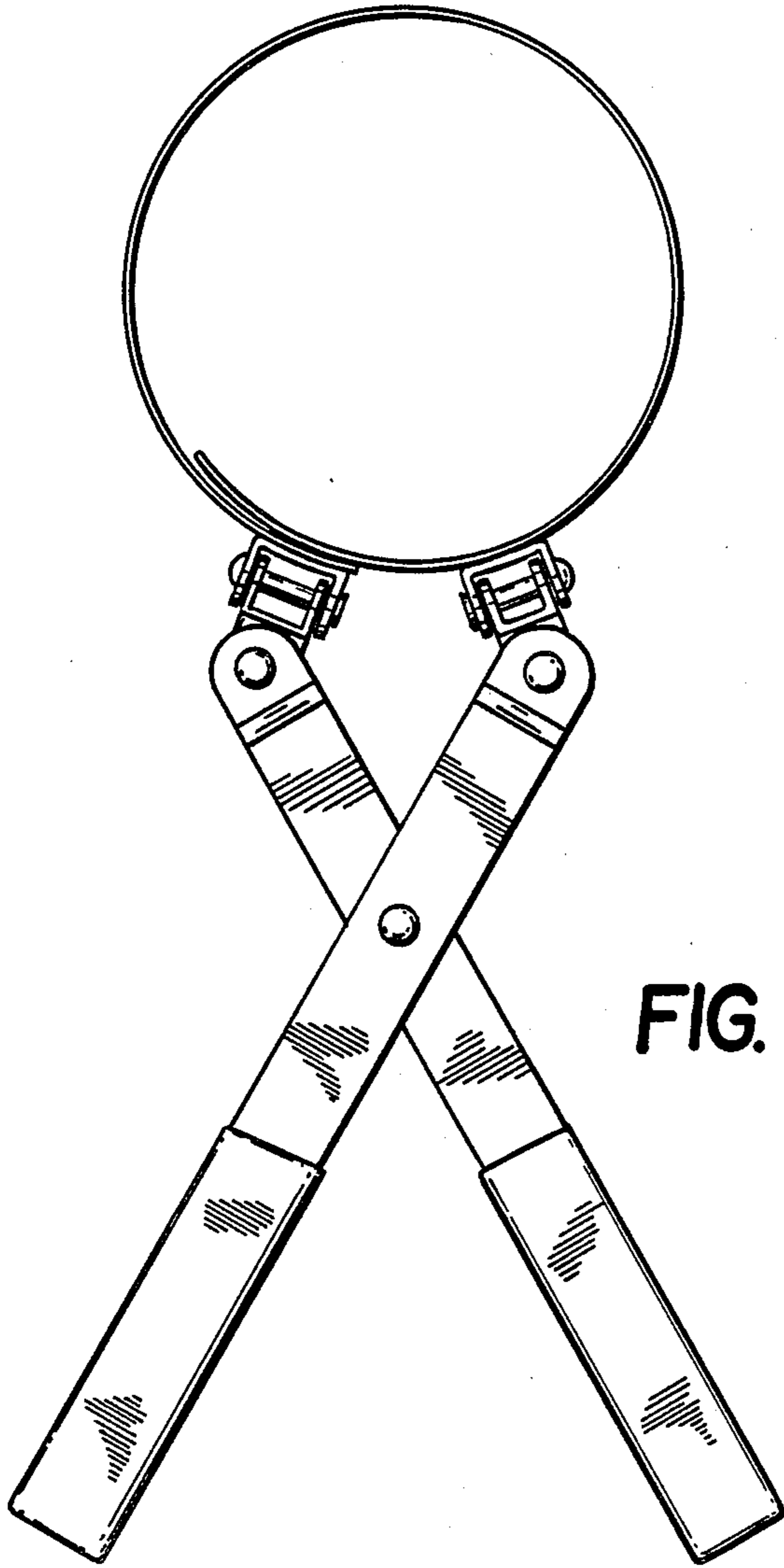


FIG. 1

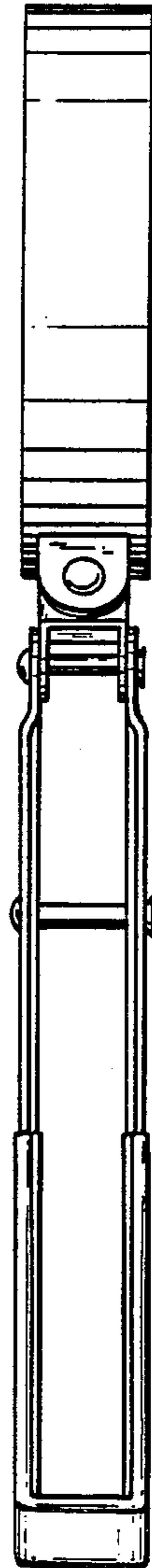


FIG. 2

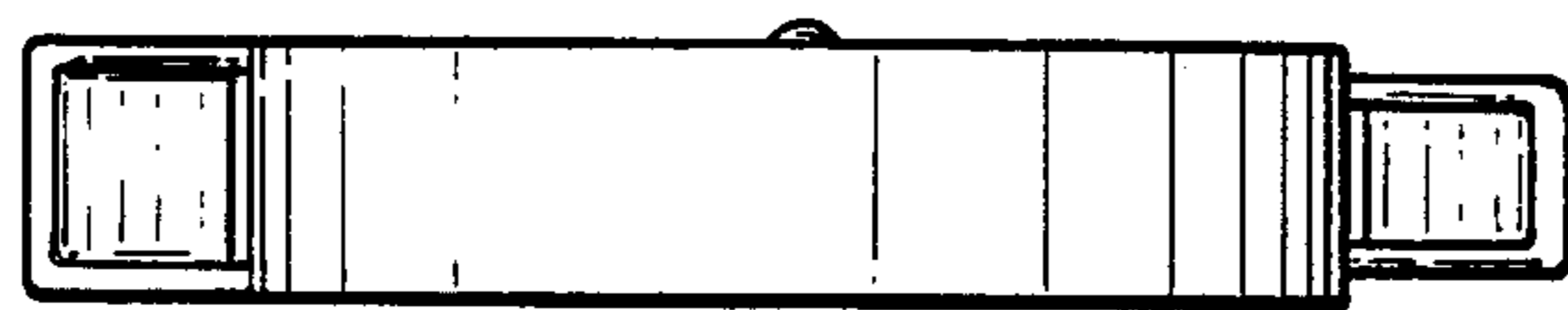


FIG. 3

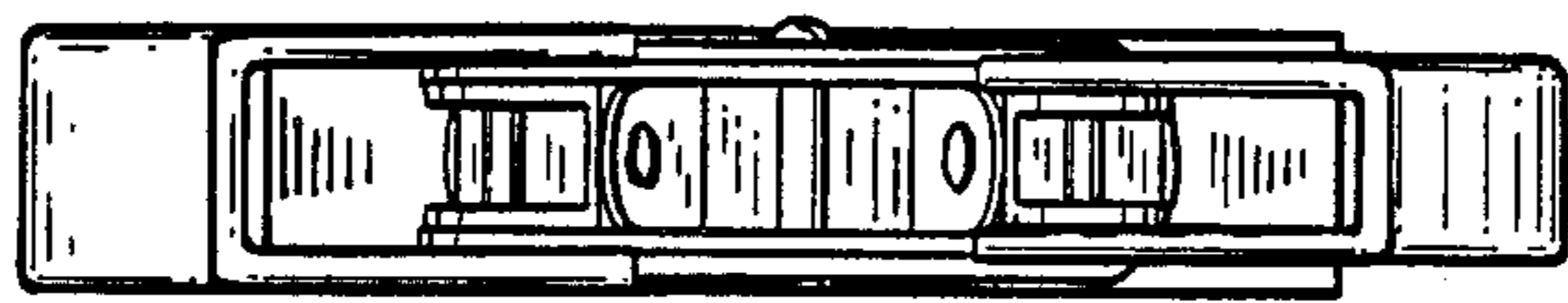


FIG. 4