

[54] **FILING CABINET**

[75] **Inventor: Judith Hills, London, United Kingdom**

[73] **Assignee: Vickers Public Limited Co., London, United Kingdom**

[**] **Term: 14 Years**

[21] **Appl. No.: 759,843**

[22] **Filed: Jul. 29, 1985**

[30] **Foreign Application Priority Data**

Feb. 1, 1985 [GB] United Kingdom 1024781

[52] **U.S. Cl. D6/446**

[58] **Field of Search D6/432, 445, , 446, D6/448, 510, 494; 312/250, 216, 217; 16/24**

[56] **References Cited**

U.S. PATENT DOCUMENTS

D. 162,493 3/1951 Thomson D6/446
D. 195,518 6/1963 Bullock et al. D6/446
D. 232,508 8/1974 Wright D6/510

D. 233,859 12/1974 Tyke et al. D6/510
D. 245,655 9/1977 Friedrich D6/494
D. 254,526 3/1980 Dolphin, Sr. et al. D6/510
D. 272,497 2/1984 Kemp, III et al. D6/448
4,303,287 12/1981 Taplin 312/217 X

OTHER PUBLICATIONS

Yield House, Fall 1984, p. 73; item #5, Four-Drawer File, top left on page.

Primary Examiner—Carmen H. Vales
Attorney, Agent, or Firm—Shoemaker and Mattare, Ltd.

[57] **CLAIM**

The ornamental design for a filing cabinet, as shown and described.

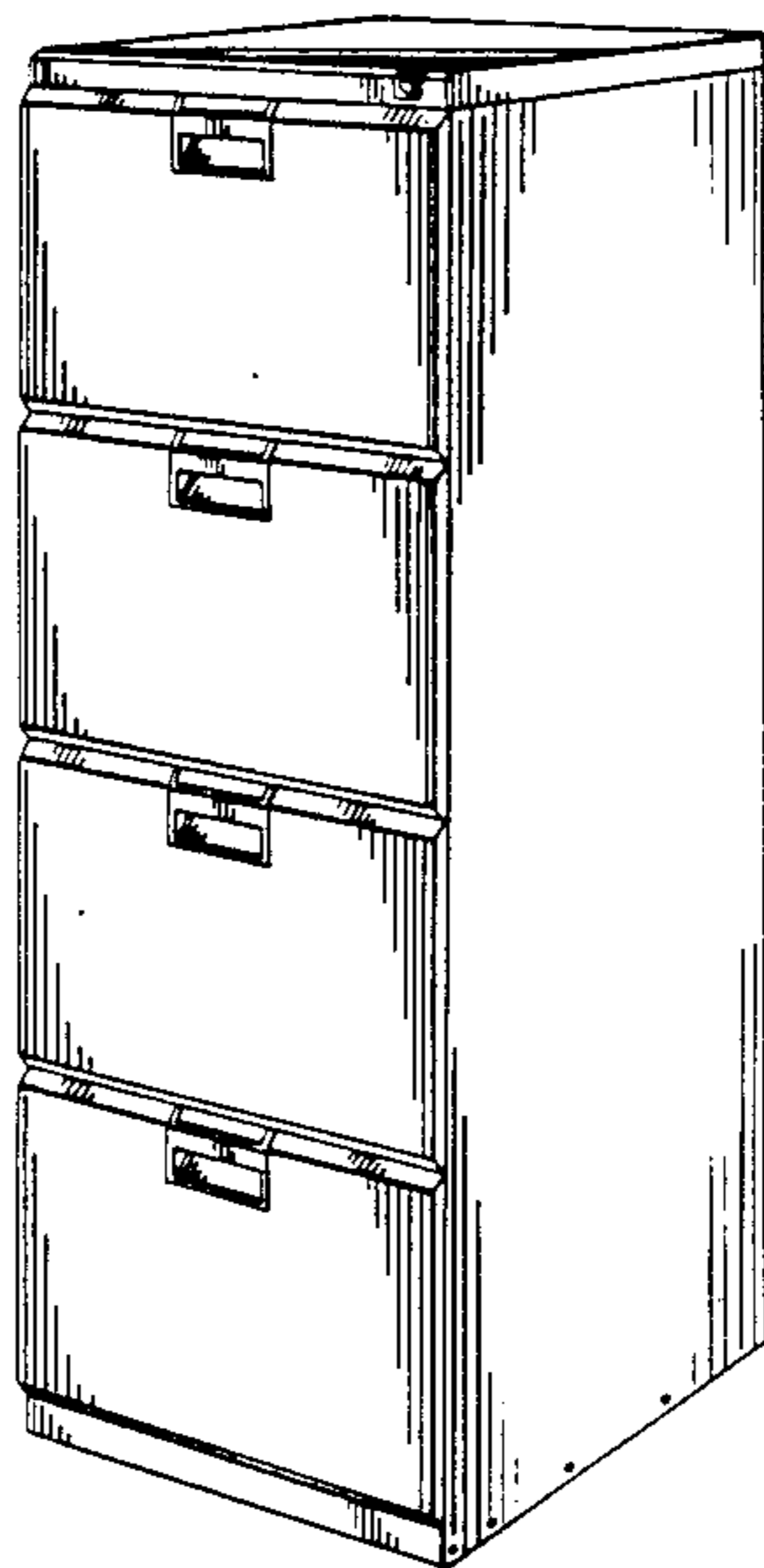
DESCRIPTION

FIG. 1 is a front perspective view of a filing cabinet showing my new design;

FIG. 2 is an enlarged fragmentary top edge view thereof;

FIG. 3 is a left side elevational view thereof; and

FIG. 4 is a rear elevational view thereof.



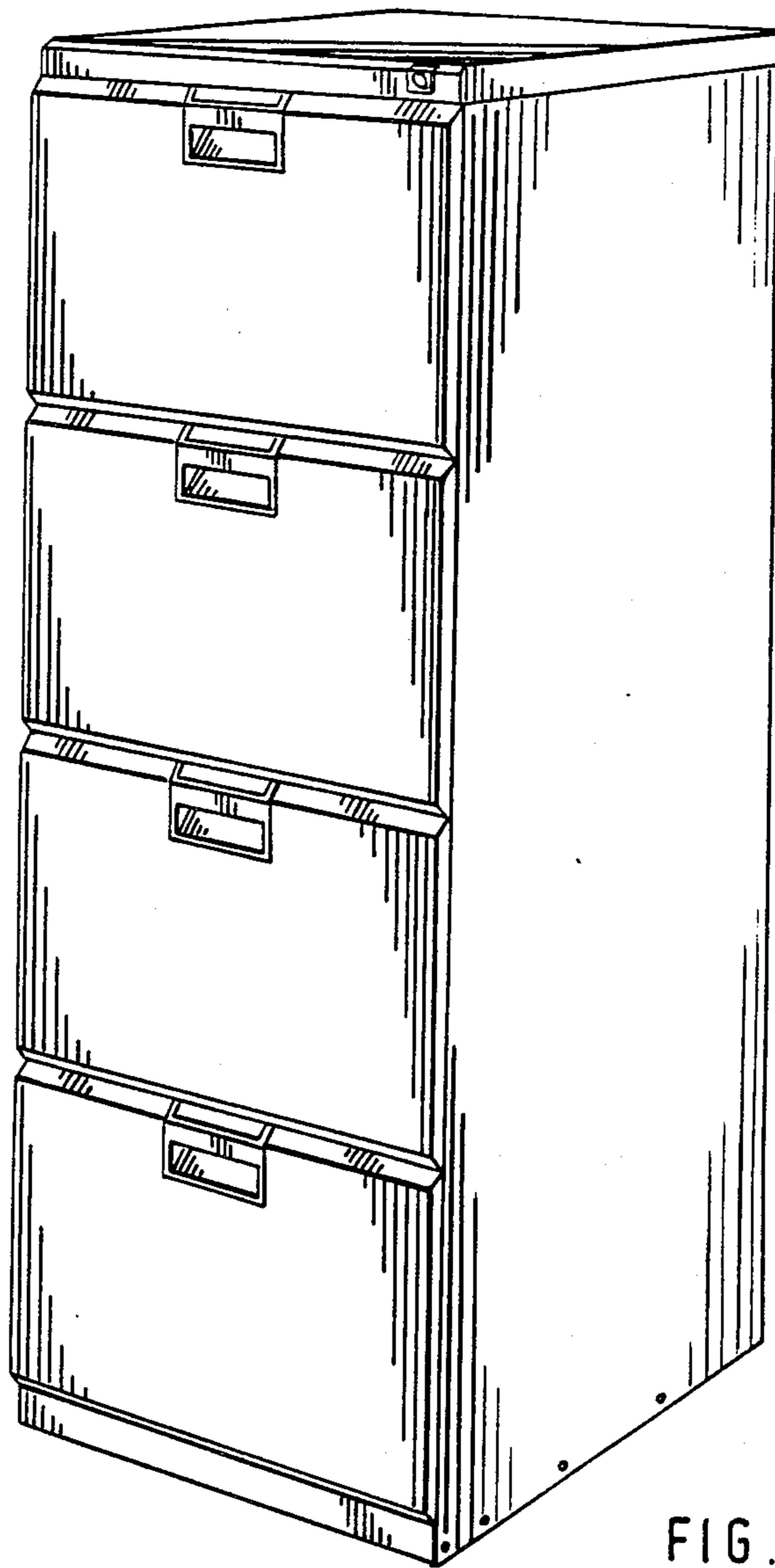


FIG. 1.

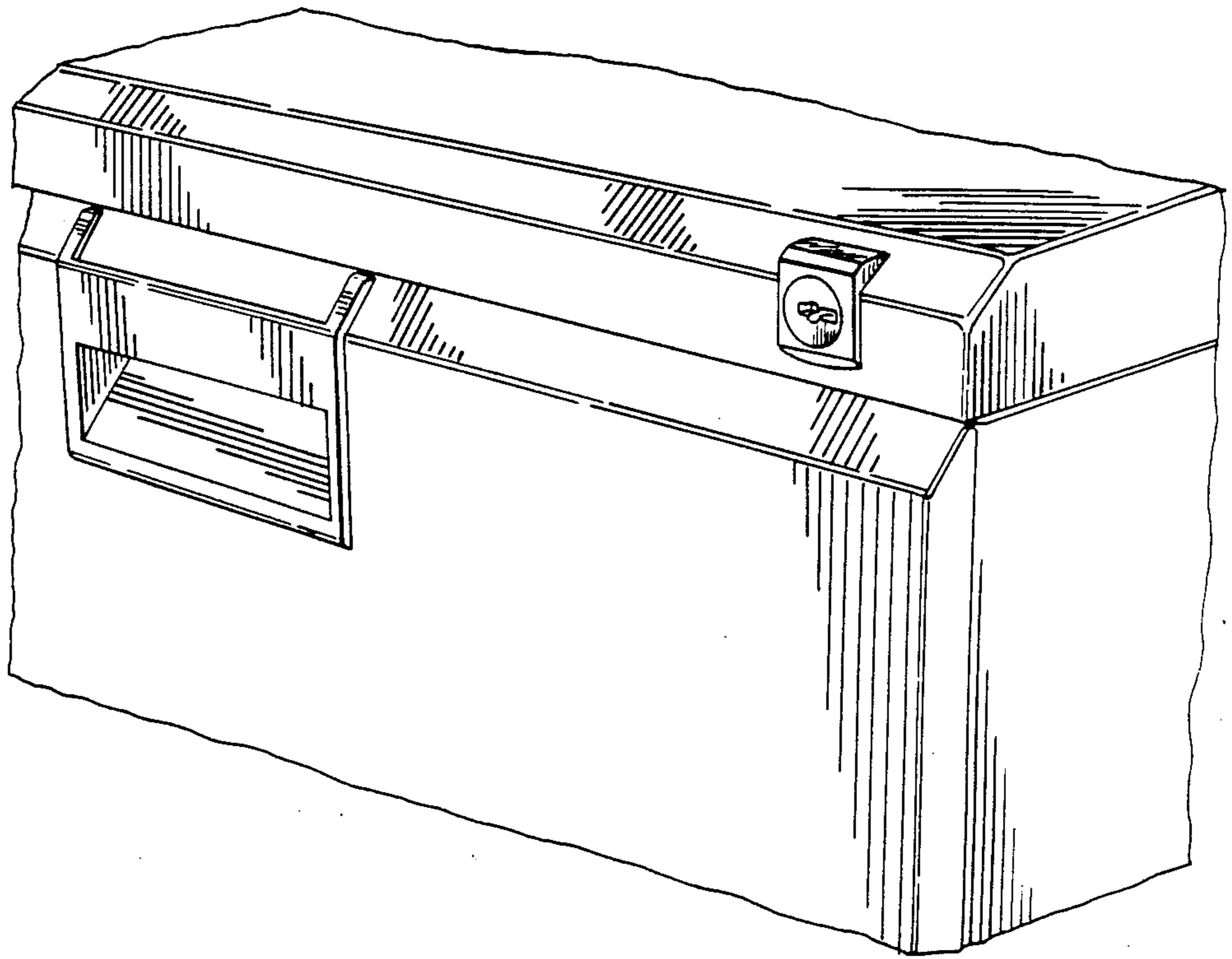


FIG. 2.

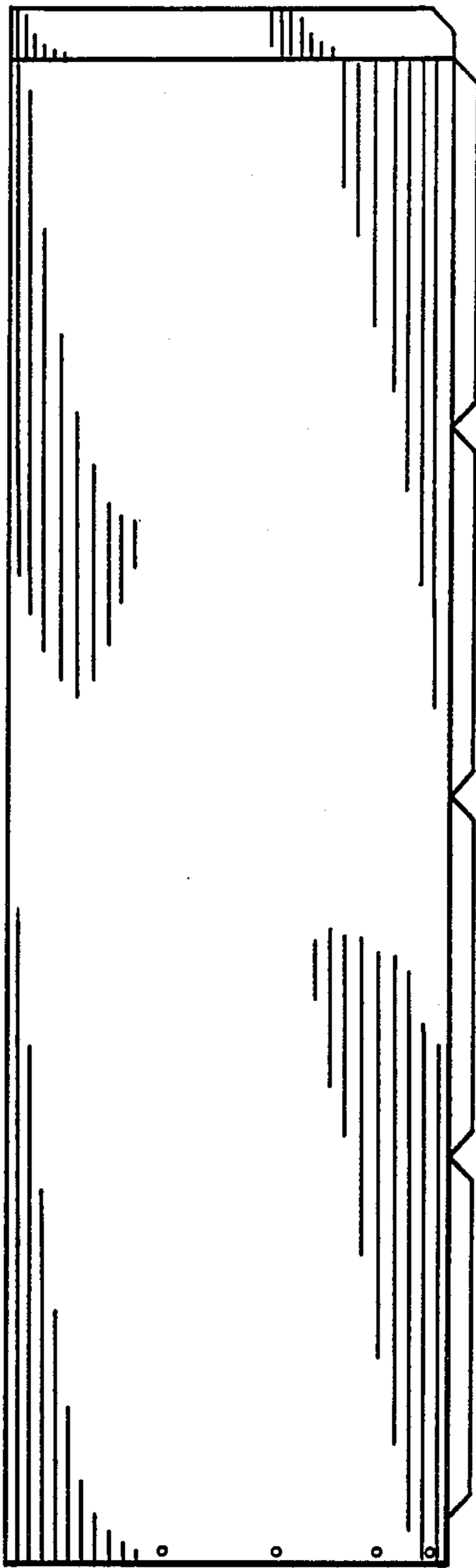


FIG. 3.




FIG. 4.