

[54] SHOE SOLE  
[75] Inventor: Miza Mourad, Portland, Oreg.  
[73] Assignee: AVIA Group International, Inc.,  
Portland, Oreg.  
[\*\*] Term: 14 Years  
[21] Appl. No.: 86,841  
[22] Filed: Aug. 19, 1987  
[52] U.S. Cl. .... D2/320  
[58] Field of Search ..... D2/264, 274, 314, 317-321;  
36/25 R, 32 R, 28, 32 A, 43, 59 R, 59 C, 91, 92,  
103-106, 114

937237 3/1948 France .  
396919 6/1924 Fed. Rep. of Germany .  
2458576 6/1976 Fed. Rep. of Germany .  
218631 12/1941 Switzerland .

OTHER PUBLICATIONS

Avia Catalogue Model 975 MZ #7, circa 1986.  
New Balance #560 Specification,  
Mason Shoe Catalogue, Fall/Winter 1987.

Primary Examiner—Louis S. Zarfes  
Attorney, Agent, or Firm—Saidman, Sterne, Kessler &  
Goldstein

[56] References Cited  
U.S. PATENT DOCUMENTS

D. 234,014 12/1974 Traver et al. .... D2/320  
D. 266,371 10/1982 Stubblefield ..... D2/320  
D. 281,642 12/1985 Fuzita ..... D2/320  
D. 287,304 12/1986 Peterson et al. .... D2/320  
2,722,756 11/1955 Ecclesine ..... 36/32 R  
4,439,936 4/1984 Clarke et al. .... 36/25 R

FOREIGN PATENT DOCUMENTS

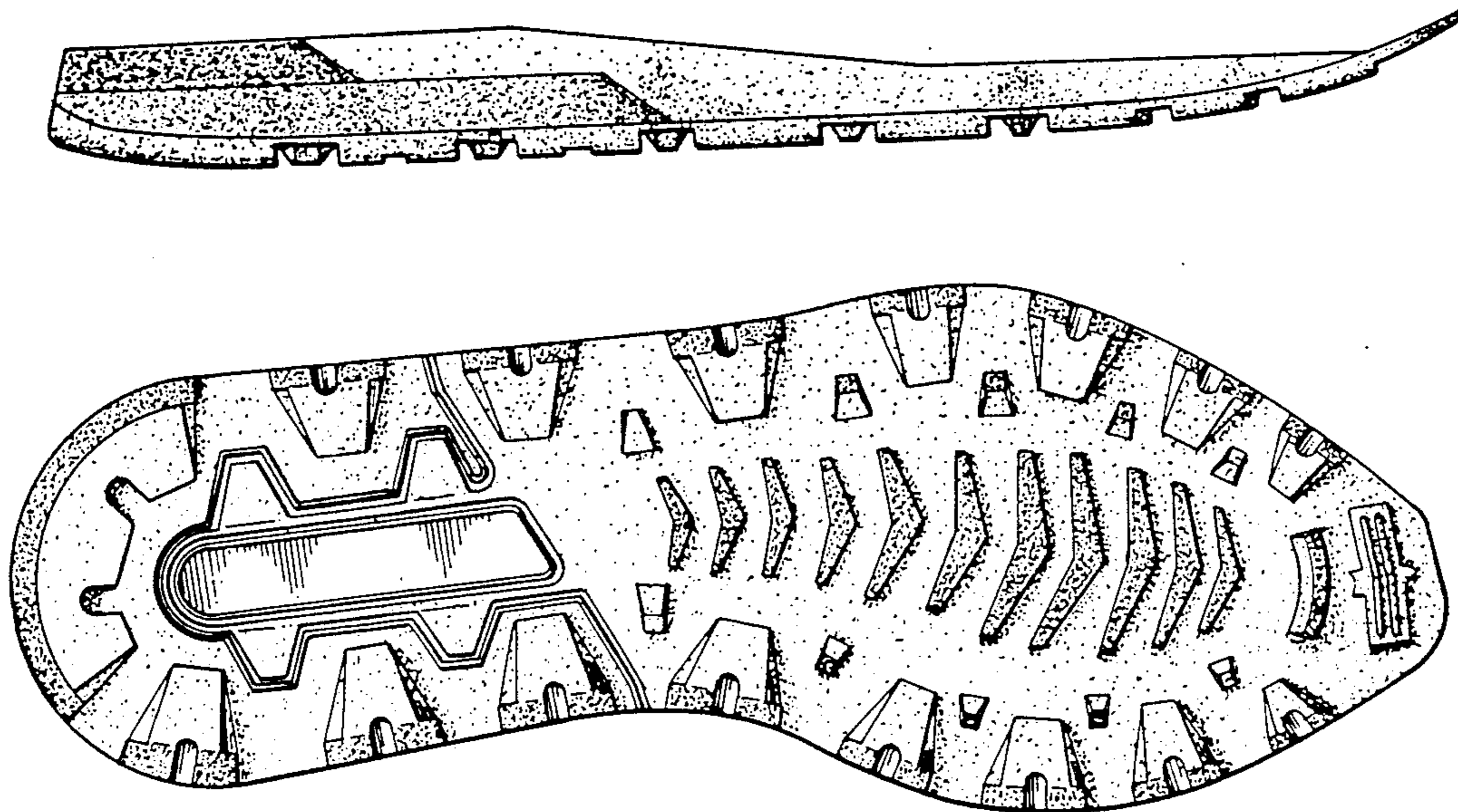
176153 9/1953 Austria .  
722098 12/1931 France .

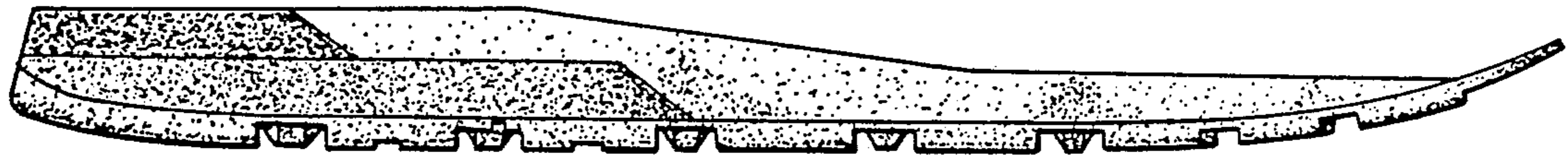
[57] CLAIM

The ornamental design for a shoe sole, as shown and described.

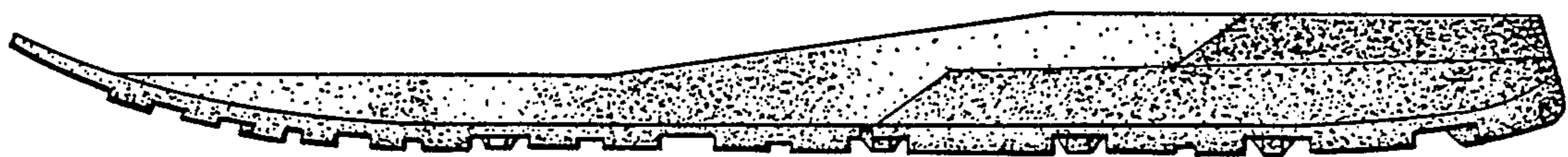
DESCRIPTION

FIG. 1 is a left side elevational view of a shoe sole showing my new design;  
FIG. 2 is a right side elevational view thereof;  
FIG. 3 is a bottom plan view thereof;  
FIG. 4 is a front elevational view thereof; and  
FIG. 5 is a rear end elevational view, the front portion being omitted from the background for clarity of illustration.

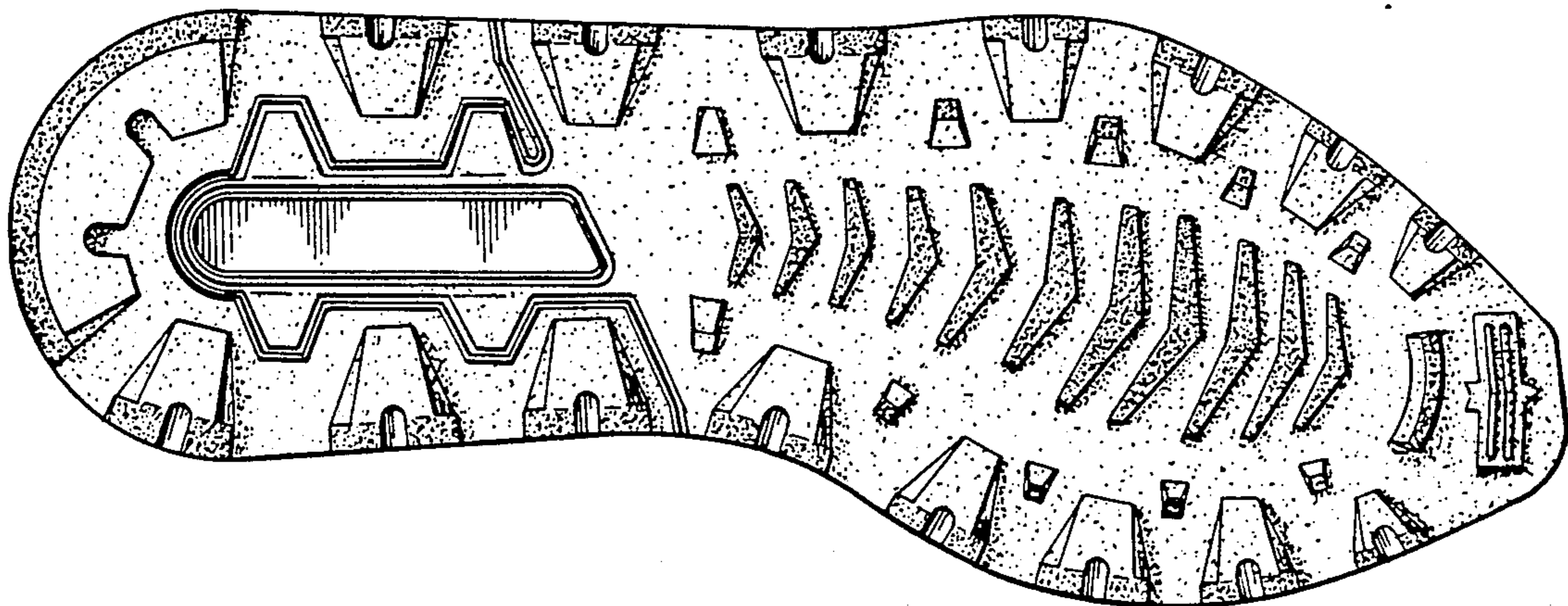




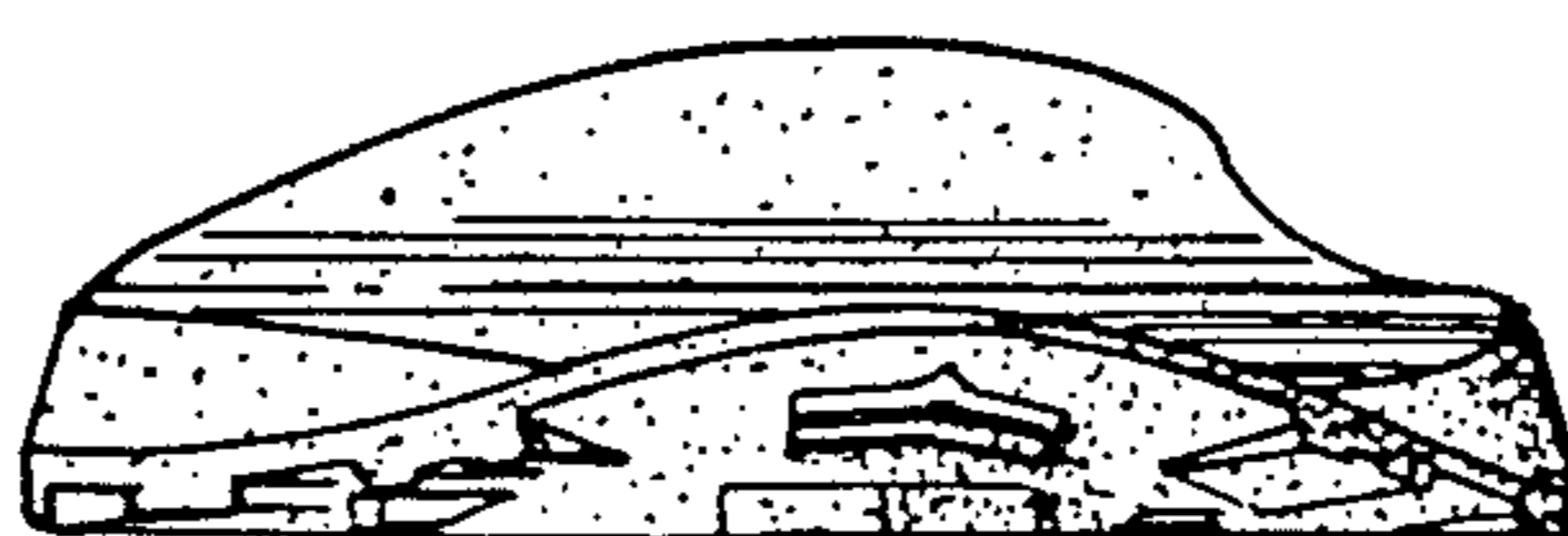
**FIG. 1**




**FIG. 2**



**FIG. 3**



*FIG. 4*



*FIG. 5*