

[54] SHOE SOLE
 [75] Inventor: Juan A. Diaz, Weymouth, Mass.
 [73] Assignee: Reebok International Ltd., Canton, Mass.
 [**] Term: 14 Years
 [21] Appl. No.: 74,167
 [22] Filed: Jul. 16, 1987
 [52] U.S. Cl. D2/320
 [58] Field of Search D2/264, 265, 274, 308-314, D2/317-321, 326-328; 36/103-106, 114, 132, 136, 25 R, 28, 32 R, 32 A, 59 R, 59 C

4,266,349 5/1981 Schmohl 36/32 R

FOREIGN PATENT DOCUMENTS

0087104 2/1983 European Pat. Off. .
 1069828 7/1954 France .
 1146040 11/1957 France 36/32 R
 369568 3/1939 Italy .
 197263 7/1938 Switzerland .
 598513 2/1948 United Kingdom .

Primary Examiner—Louis S. Zarfes
 Attorney, Agent, or Firm—Saidman, Sterne, Kessler & Goldstein

[57] CLAIM

The ornamental design for a shoe sole, as shown and described.

[56] References Cited

U.S. PATENT DOCUMENTS

D. 133,176 7/1942 Gregg D2/320
 D. 164,457 9/1951 Sprigg D2/320
 D. 250,943 1/1979 Bergamaschi D2/320
 D. 253,140 10/1979 Pasquier D2/321
 D. 291,944 9/1987 Tong D2/320
 D. 293,272 12/1987 De Meij D2/320
 2,683,317 7/1954 Sprigg 36/32 R
 4,134,220 1/1979 Dassler 36/114 X
 4,141,158 2/1979 Benseler et al. 36/32 R

DESCRIPTION

FIG. 1 is a left side elevational view of a shoe sole showing my new design;
 FIG. 2 is a right side elevational view thereof;
 FIG. 3 is a bottom plan view thereof;
 FIG. 4 is a front elevational view thereof; and
 FIG. 5 is a rear elevational view thereof.
 The broken line showing of a shoe upper in FIGS. 1-5 and the area within are environmental only and form no part of the claimed design.

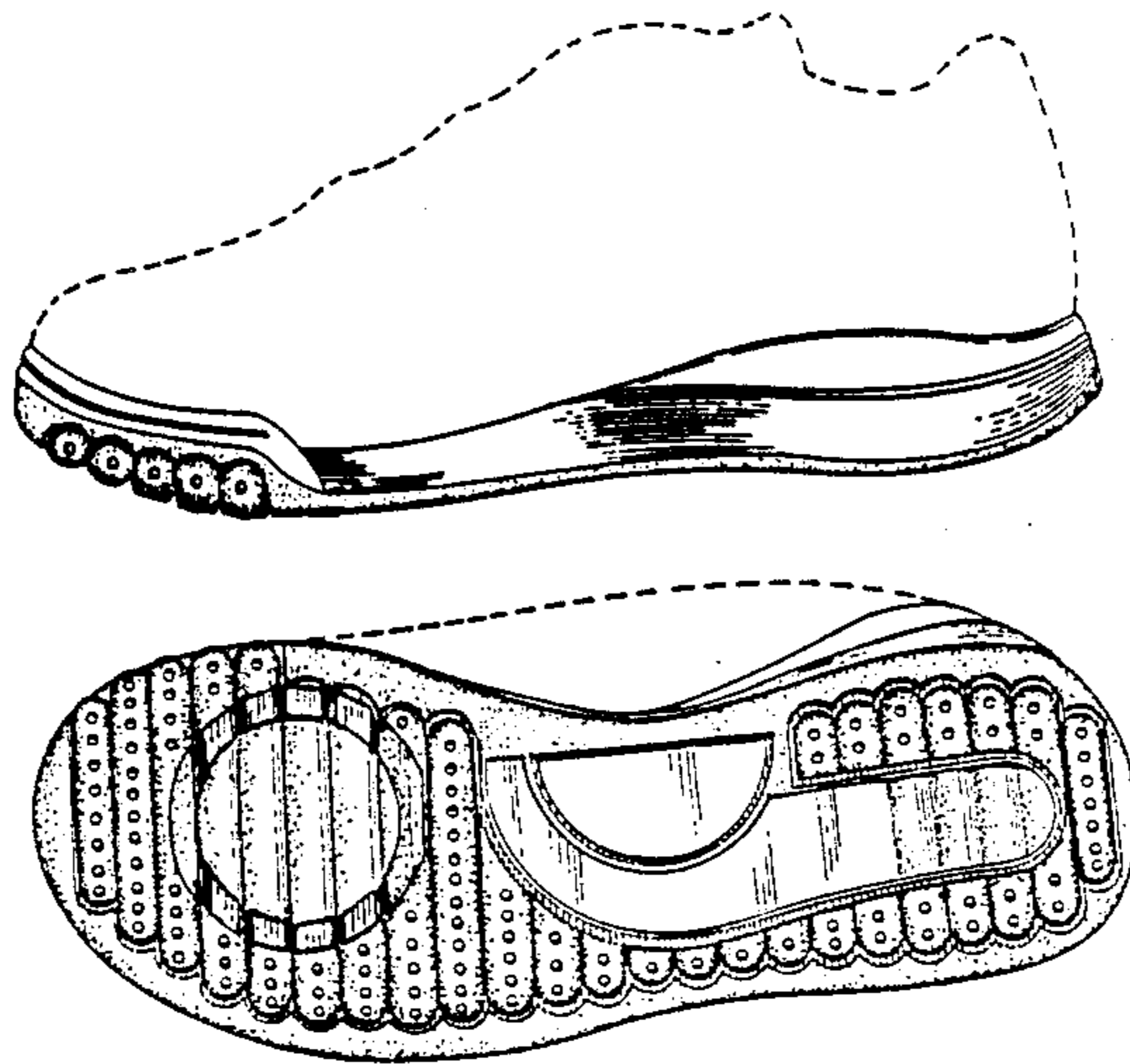


Fig. 1

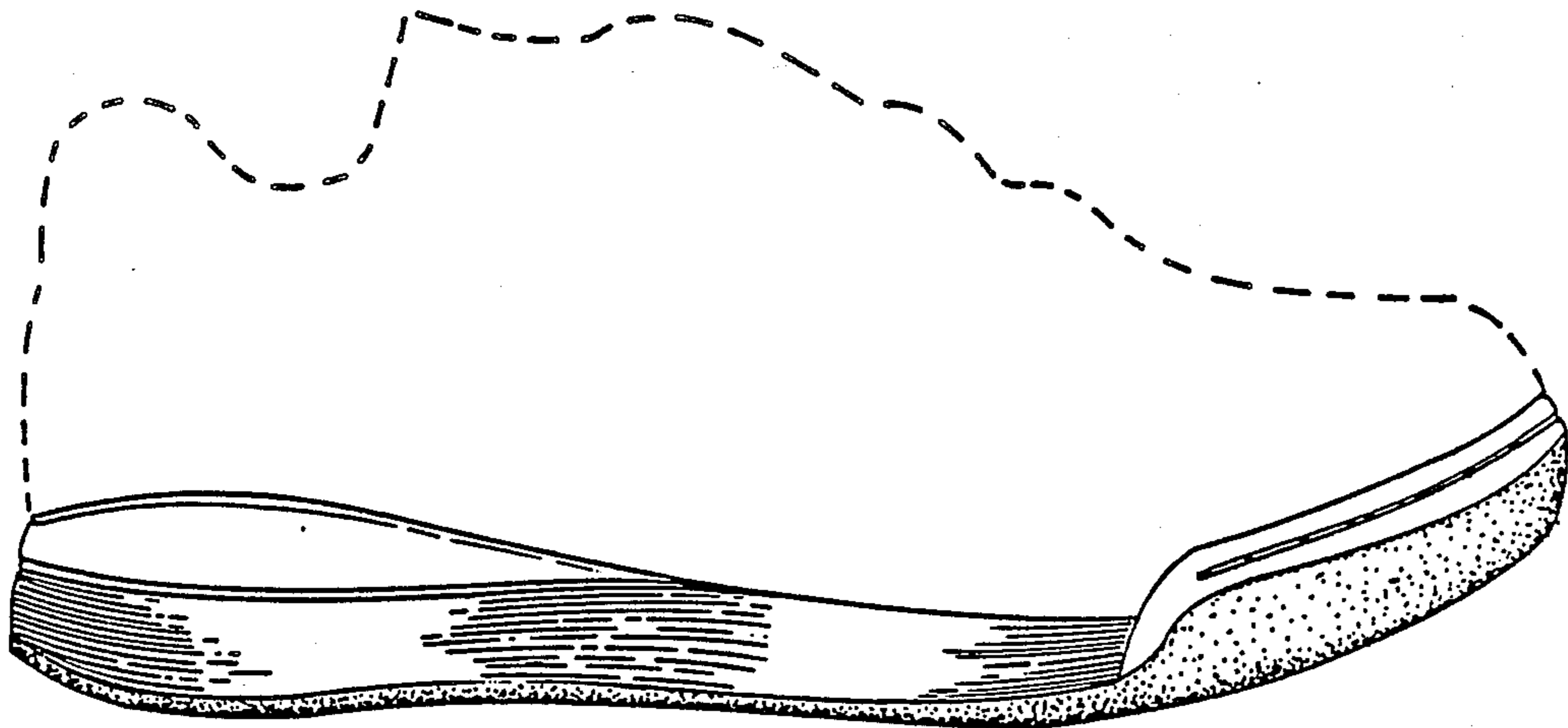


Fig. 2

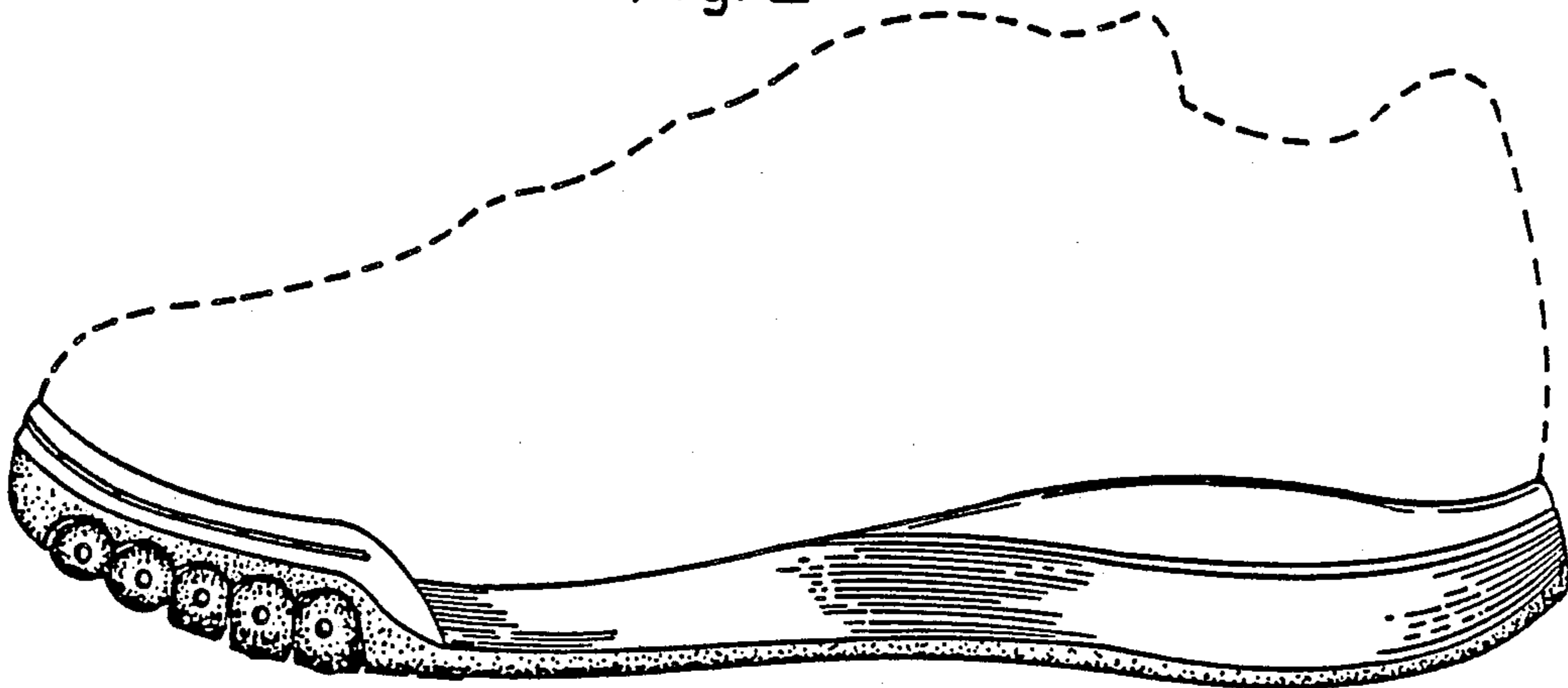


Fig. 3

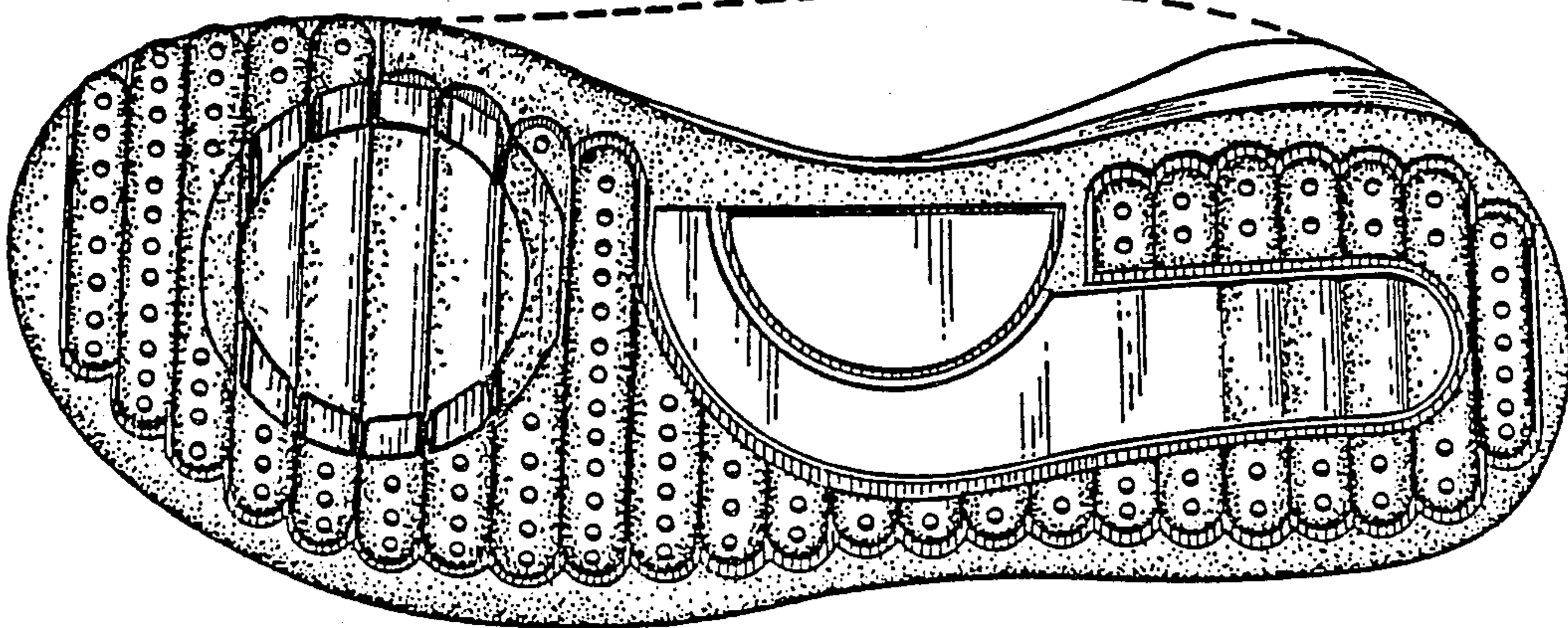


Fig. 4

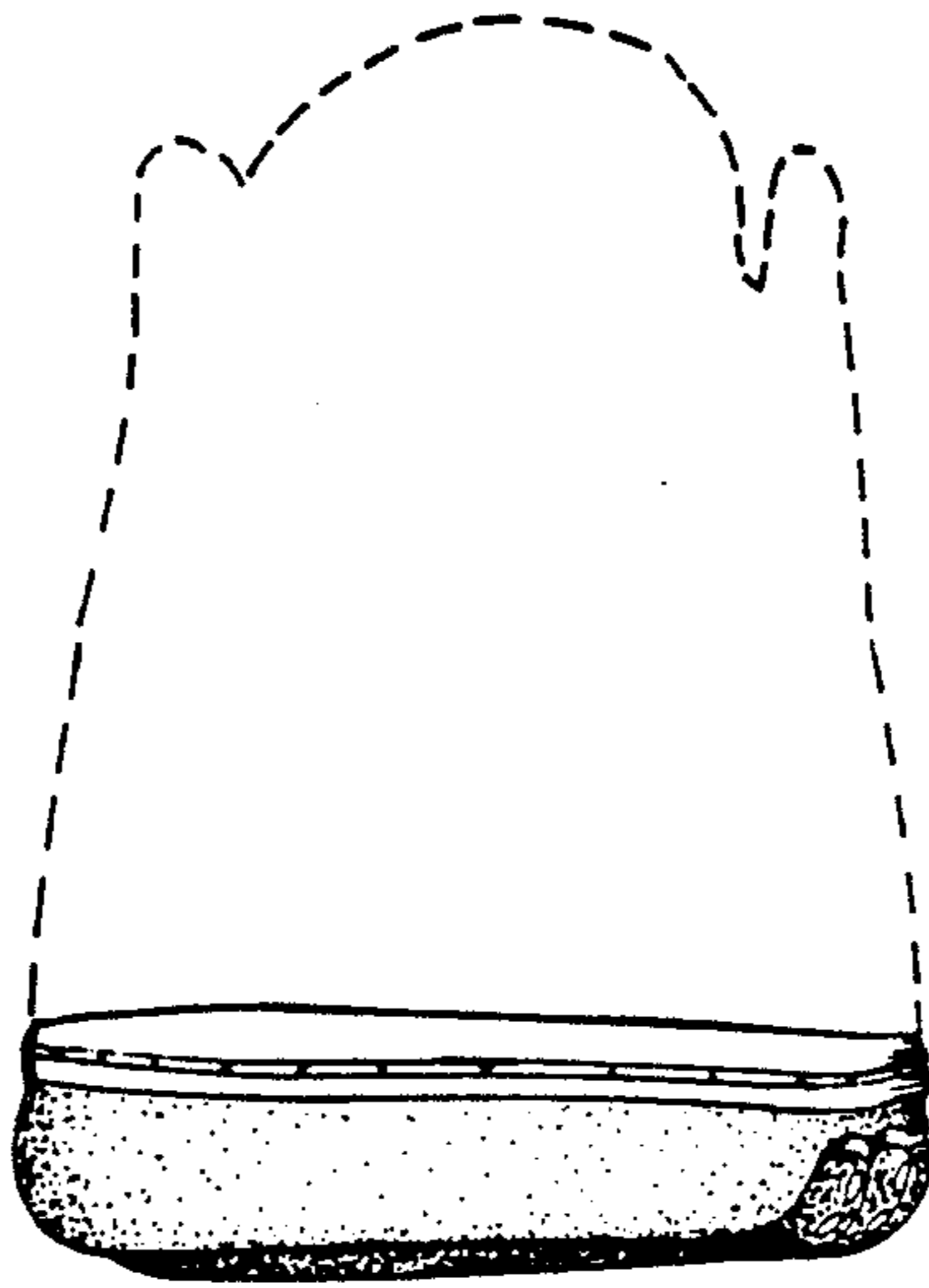


Fig. 5

