

[54] CAMERA

4,653,883 3/1987 Maeno 354/149.11 X

[75] Inventors: Hitoshi Suyama; Masayasu Yamamoto, both of Kawasaki; Ken Moro, Tokyo; Jun Akabane, Tokyo; Hiroshi Kobayashi, Tokyo, all of Japan

[73] Assignee: Nippon Kogaku K.K., Tokyo, Japan

[**] Term: 14 Years

[21] Appl. No.: 803,834

[22] Filed: Dec. 2, 1985

[30] Foreign Application Priority Data

Jun. 5, 1985 [JP] Japan 60-23725

[52] U.S. CL D16/6; D16/1

[58] Field of Search D16/1-10; 354/83-86, 149.11, 152, 173.1, 173.11, 204, 212, 288 A-288 F, 288 M, 288 P, 288 U

[56] References Cited

U.S. PATENT DOCUMENTS

- D. 247,041 1/1978 Fukuda D16/6
- D. 277,867 3/1985 Io et al. D16/6
- D. 280,204 8/1985 Soda D16/1 X
- D. 284,197 6/1986 Yamamoto et al. D16/6
- D. 289,175 4/1987 Noda D16/6

OTHER PUBLICATIONS

W. Bell & Co., 1985 Catalog, p. 307, Item 9, top-left, Nikon L35 AF.

35 mm Photography, 9/85, p. 8, right side-Olympus AFL-S.

Primary Examiner—Bernard Ansher
Assistant Examiner—Theodore M. Shooman
Attorney, Agent, or Firm—Shapiro and Shapiro

[57] CLAIM

The ornamental design for a camera, as shown and described.

DESCRIPTION

FIG. 1 is a front elevational view of a camera showing our new design;
FIG. 2 is a rear elevational view thereof;
FIG. 3 is a top plan view thereof;
FIG. 4 is a bottom plan view thereof;
FIG. 5 is a left side elevational view thereof;
FIG. 6 is a right side elevational view thereof;
FIG. 7 is a top, front and left side perspective view thereof; and
FIG. 8 is a top, front and left side perspective view thereof, shown with the lens cover open and the flash popped out.





FIG. 1




FIG. 2

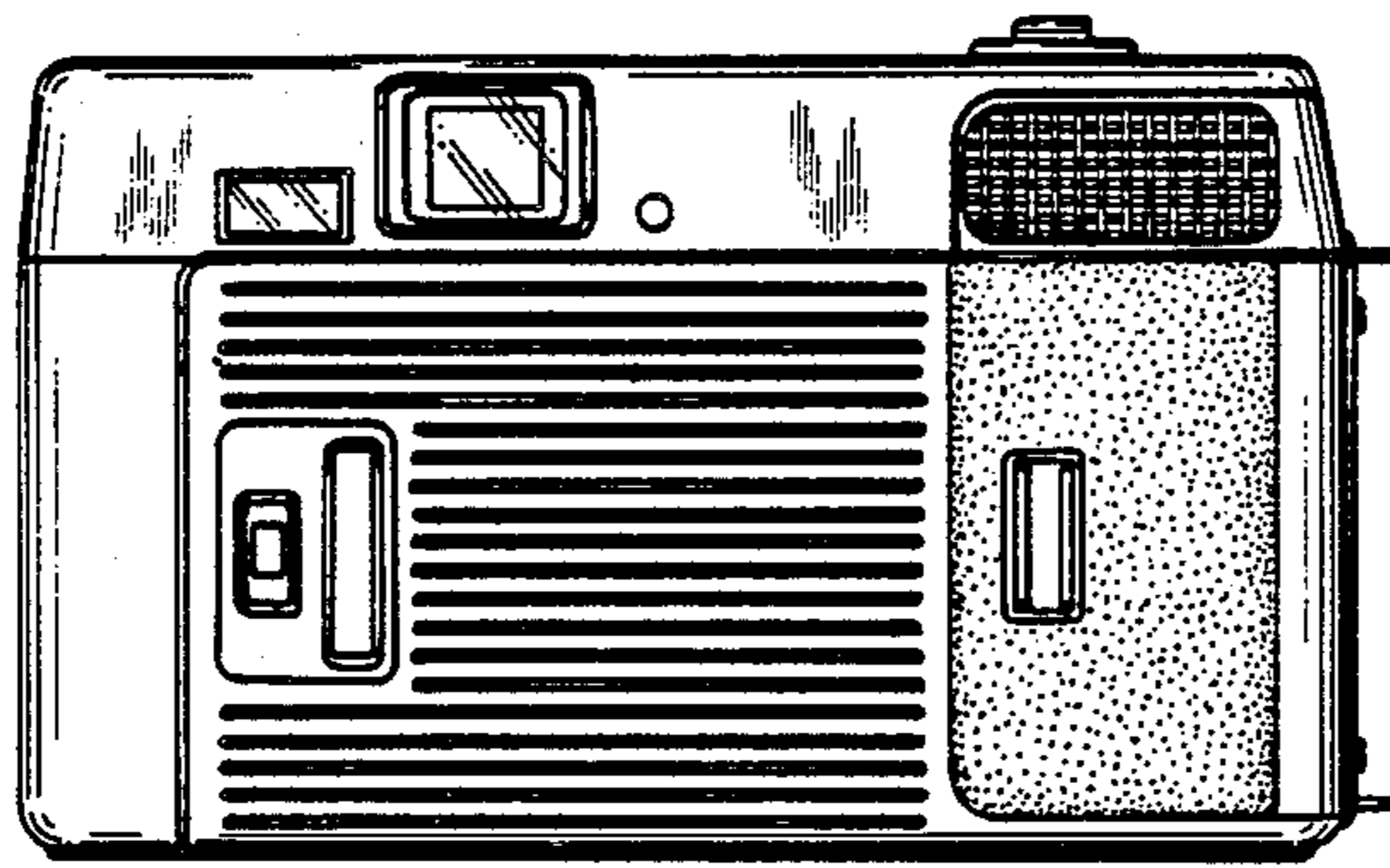


FIG. 3

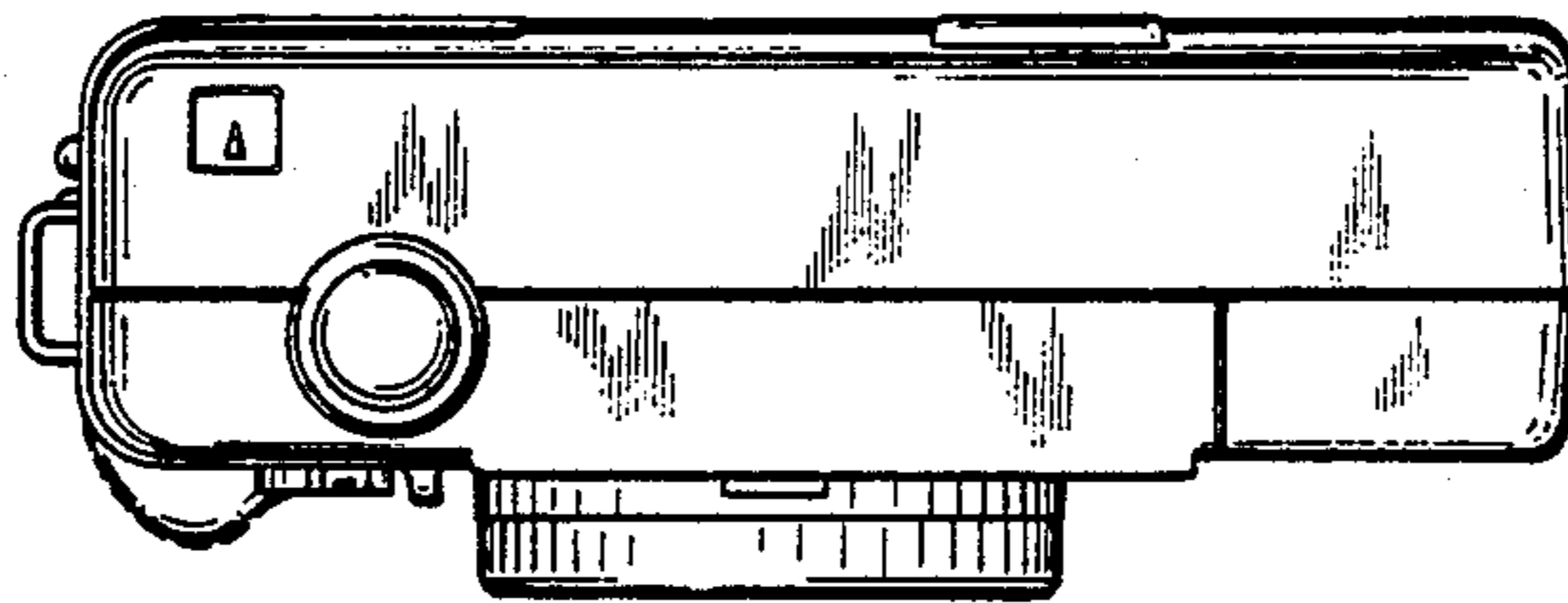


FIG. 4

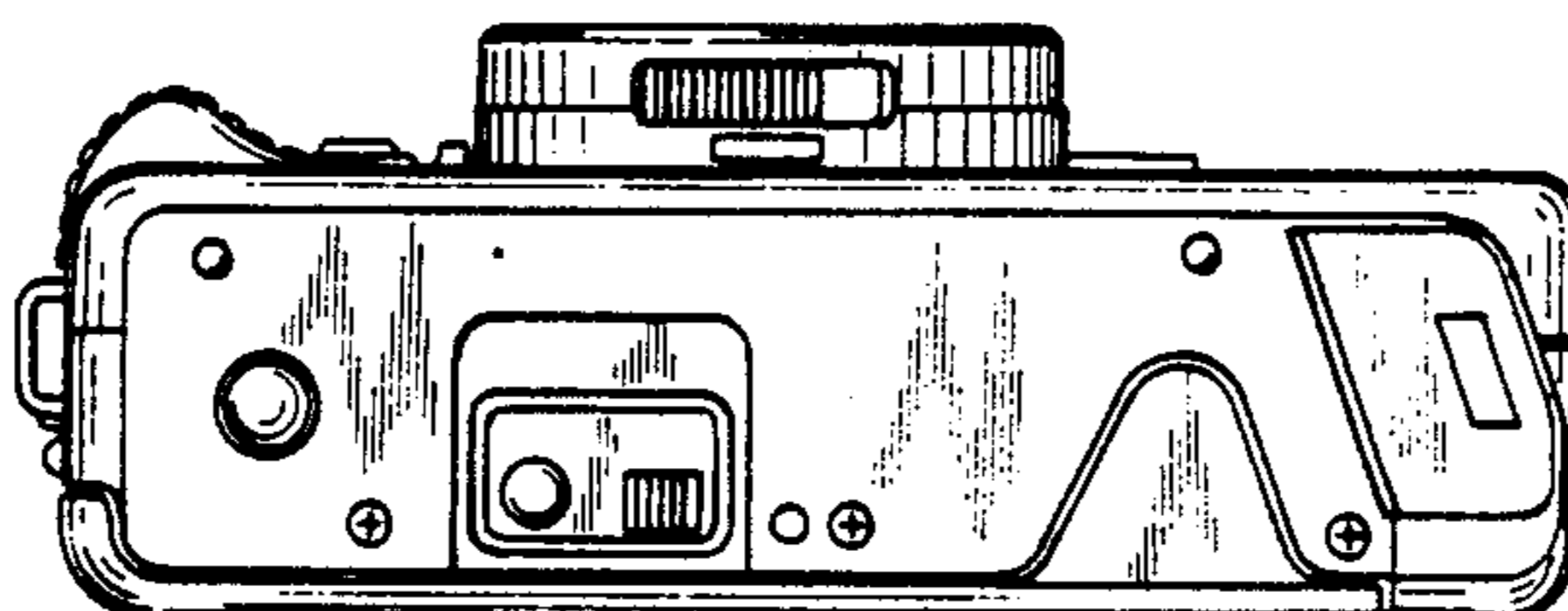


FIG. 5

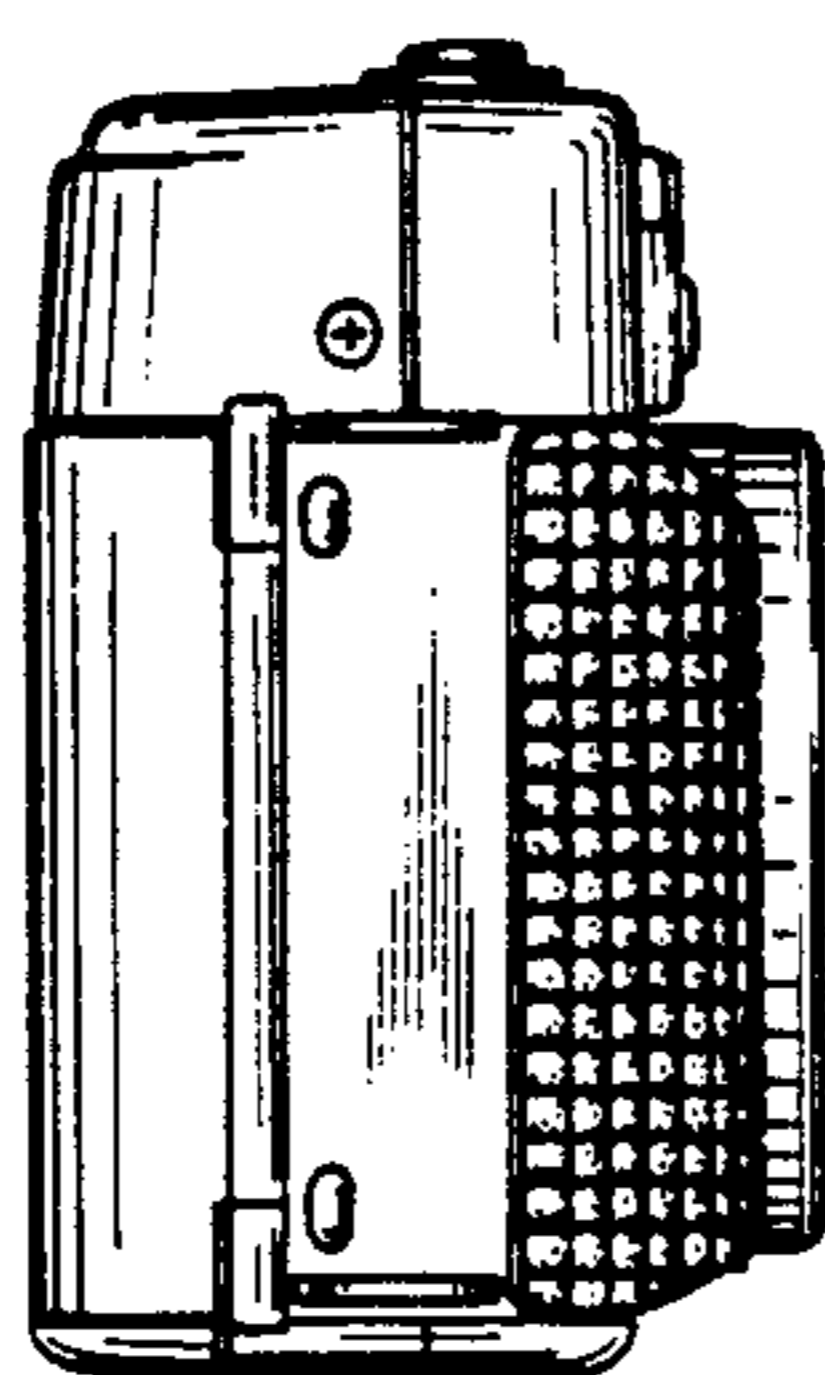


FIG. 6

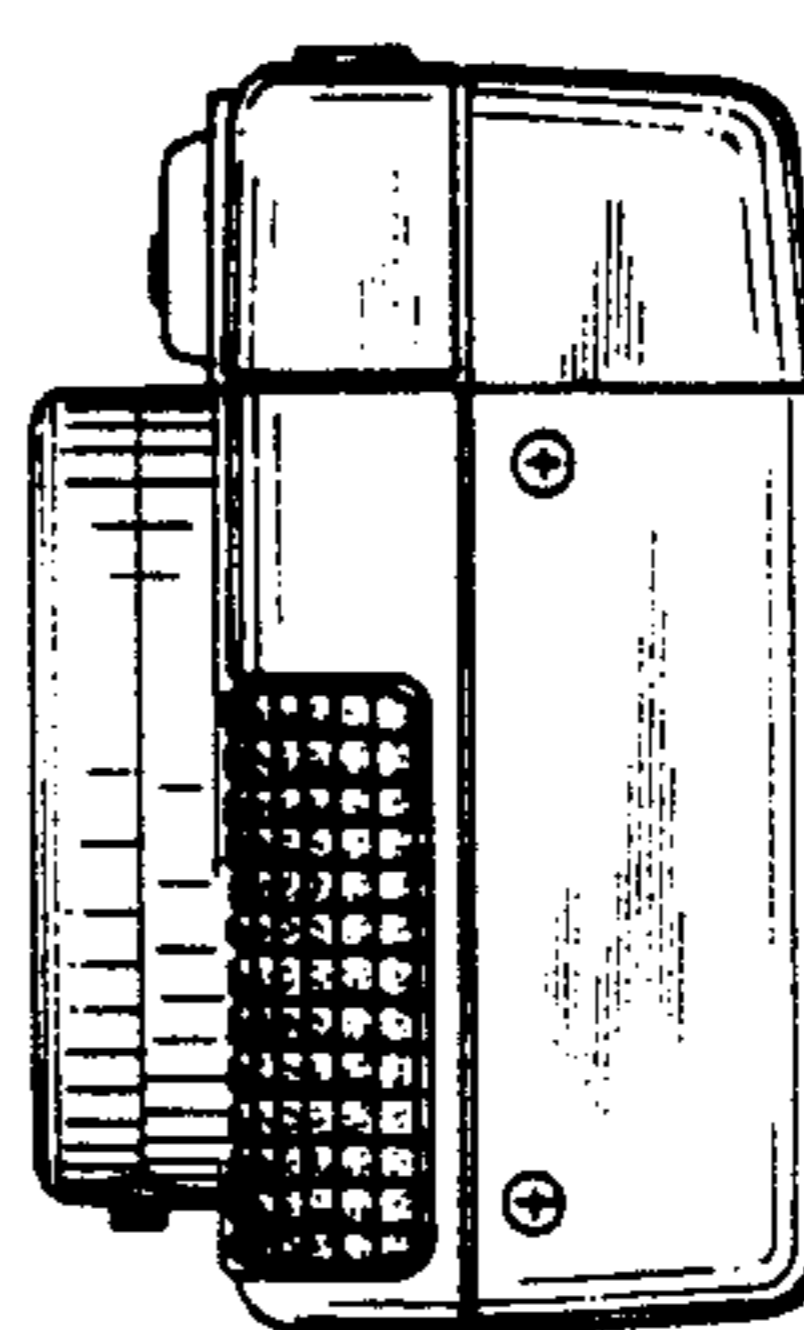


FIG. 7




FIG. 8

