

# United States Patent [19]

Andersson

[11] Patent Number: Des. 296,107

[45] Date of Patent: \*\* Jun. 7, 1988

[54] CUTTING SEGMENT FOR A CUTTING DISK

[75] Inventor: Stephan I. Andersson, Märsta, Sweden

[73] Assignee: Craelius AB, Märsta, Sweden

[\*\*] Term: 14 Years

[21] Appl. No.: 805,276

[22] Filed: Dec. 5, 1985

[52] U.S. Cl. .... D15/139

[58] Field of Search ..... D15/138, 139, 131, 32;  
407/61-62; 51/206 R, 209 R, 251; D8/7-8, 66,  
90, 98; 125/13 R, 15, 22, 11 R; 299/79, 88-89,  
90

[56] **References Cited**

**U.S. PATENT DOCUMENTS**

398,053 2/1889 Keller ..... 125/22  
3,513,821 5/1970 Haez ..... 125/15

4,291,667 9/1981 Eichenlaub et al. .... 51/206 R  
4,345,579 8/1982 Eichenlaub et al. .... 125/15  
4,583,515 4/1986 Ballenger ..... 125/15


*Primary Examiner*—Wallace R. Burke  
*Assistant Examiner*—Ruth Takemoto  
*Attorney, Agent, or Firm*—Barnes & Thornburg

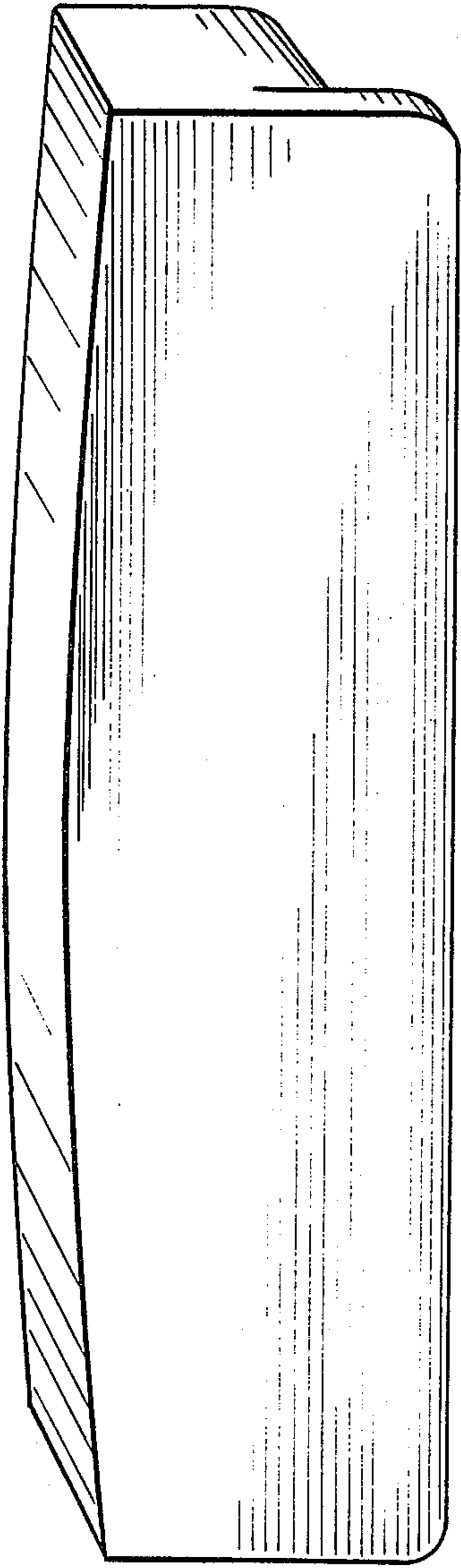
[57] **CLAIM**

The ornamental design for a cutting segment for a cutting disk, as shown.


**DESCRIPTION**

FIG. 1 is a front perspective view of a cutting segment for a cutting disk showing my new design; FIG. 2 is a rear perspective view thereof; FIG. 3 is a front elevational view thereof; FIG. 4 is a rear elevational view thereof; FIG. 5 is a left side elevational view thereof; FIG. 6 is a right side elevational view thereof; FIG. 7 is a top plan view thereof; and FIG. 8 is a bottom plan view thereof.





*FIG. 1*



*FIG. 2*

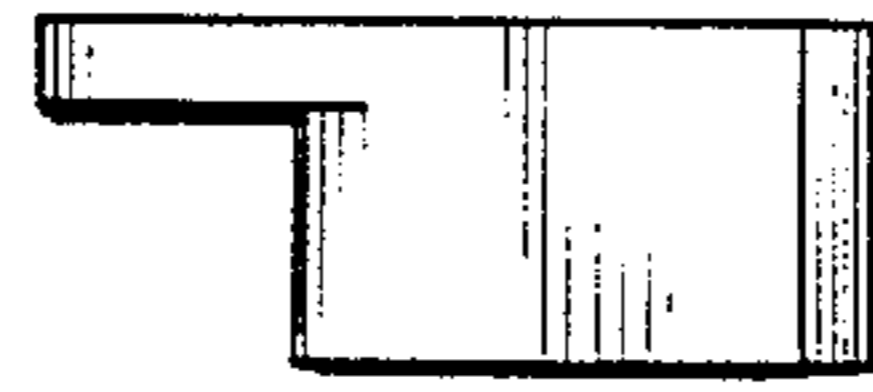


FIG. 7




FIG. 5




FIG. 3




FIG. 4

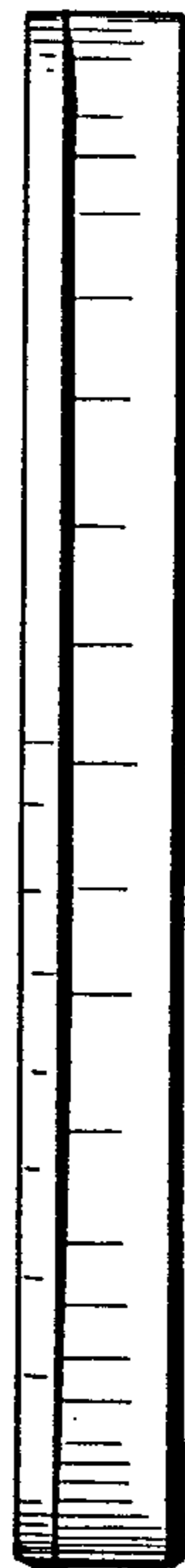


FIG. 6




FIG. 8