

# United States Patent [19]

Nagele

[11] Patent Number: Des. 296,098

[45] Date of Patent: \*\* Jun. 7, 1988

[54] MICROPHONE OR SIMILAR ARTICLE

[75] Inventor: Albert L. Nagele, Wilmette, Ill.

[73] Assignee: Motorola, Inc., Schaumburg, Ill.

[\*\*] Term: 14 Years

[21] Appl. No.: 745,741

[22] Filed: Jun. 17, 1985

[52] U.S. CL. .... D14/12

[58] Field of Search ..... D14/3, 12, 13, 99;  
381/91, 122, 155, 159, 168, 169, 170

[56] References Cited

U.S. PATENT DOCUMENTS

- D. 185,964 8/1959 Barsumian ..... D14/12  
D. 220,497 4/1971 Egli et al. .... D14/12  
D. 246,781 12/1977 Krolopp ..... D14/12  
D. 247,668 4/1978 Furst et al. .... D14/1

- D. 248,231 6/1978 Goldman et al. .... D14/1  
D. 252,024 6/1979 Fujita ..... D14/12  
D. 252,084 6/1979 Fujita ..... D14/12  
D. 252,085 6/1979 Fujita ..... D14/12  
D. 323,804 6/1967 Wolfner, II et al. .... D14/3 X

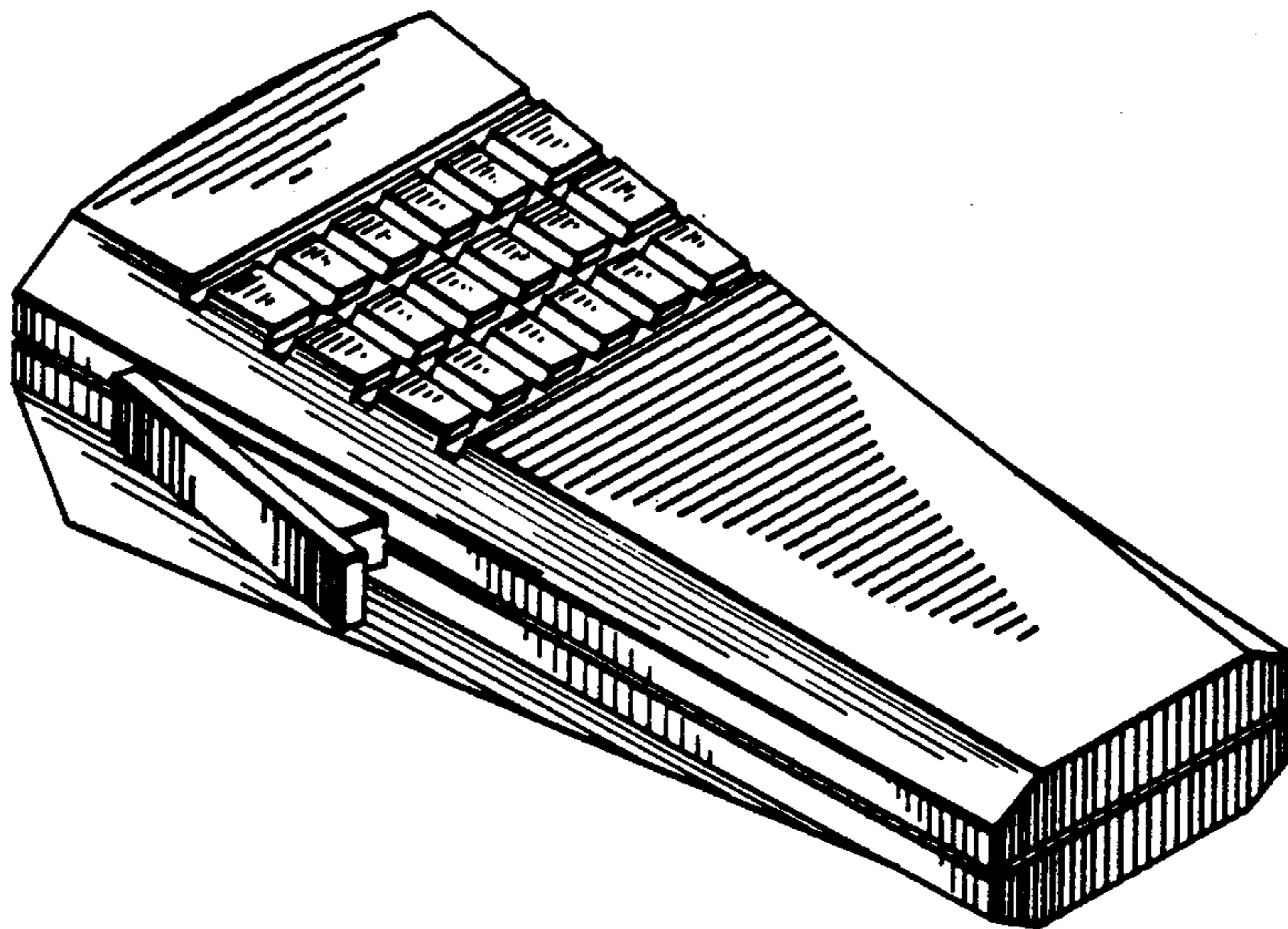
Primary Examiner—Bernard Ansher  
Assistant Examiner—Theodore M. Shooman  
Attorney, Agent, or Firm—Steven G. Parmelee

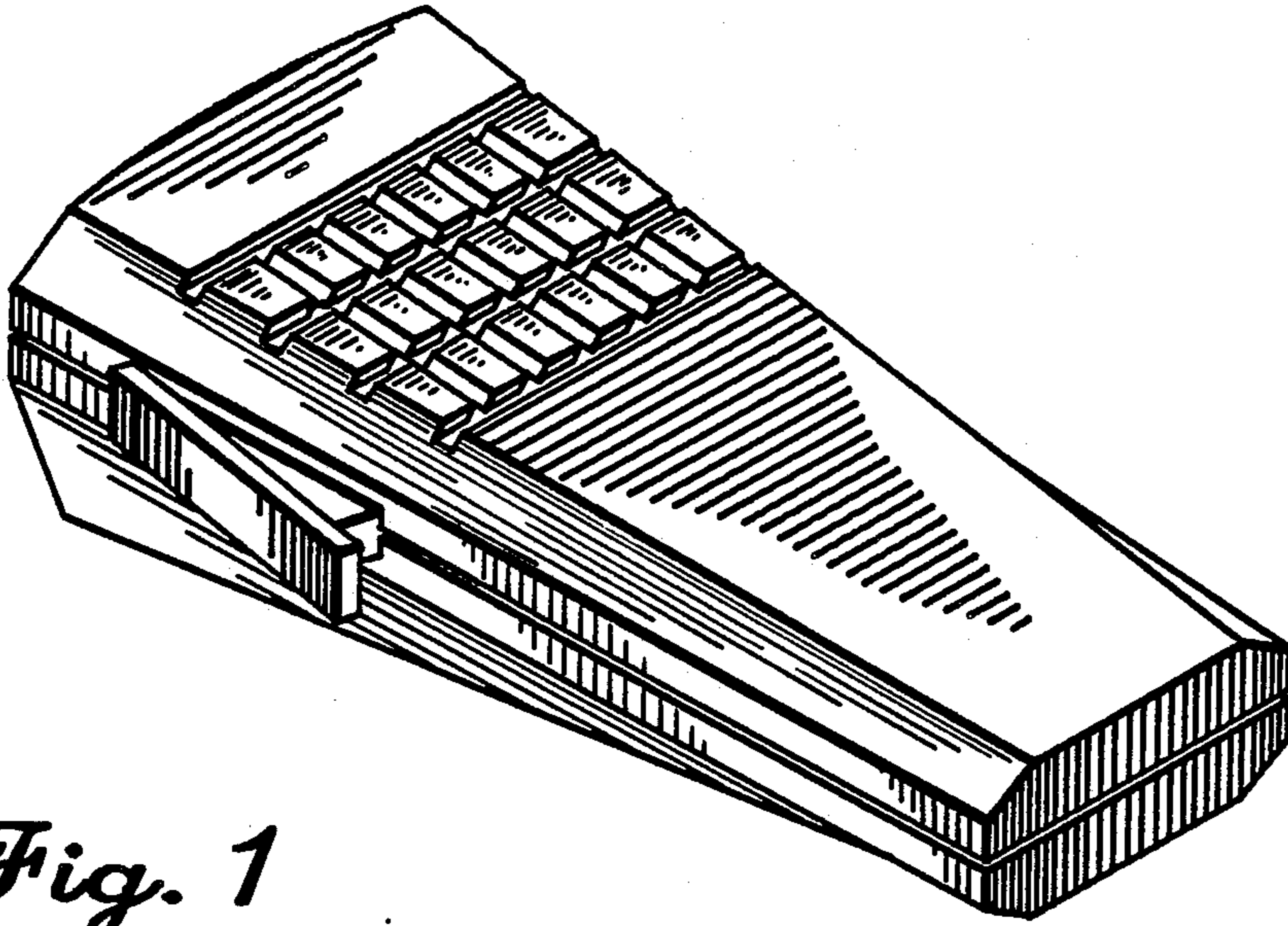
[57] CLAIM

The ornamental design for a microphone or similar article, as shown.

DESCRIPTION

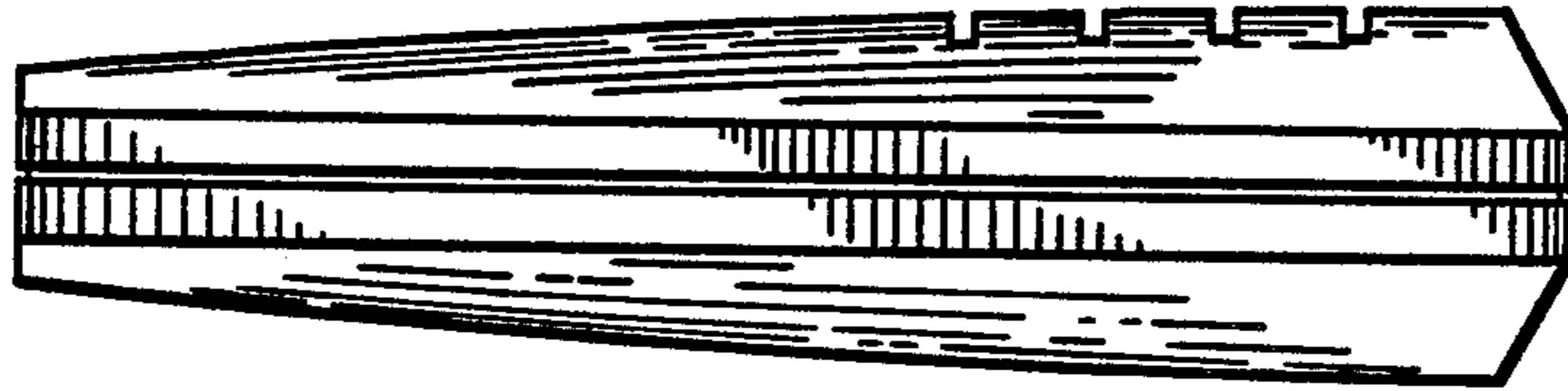
FIG. 1 is a top, front and left side perspective view of a microphone or similar article showing my new design; FIG. 2 is a right elevational view thereof; FIG. 3 is a rear elevational view thereof; and FIG. 4 is a bottom plan view thereof.



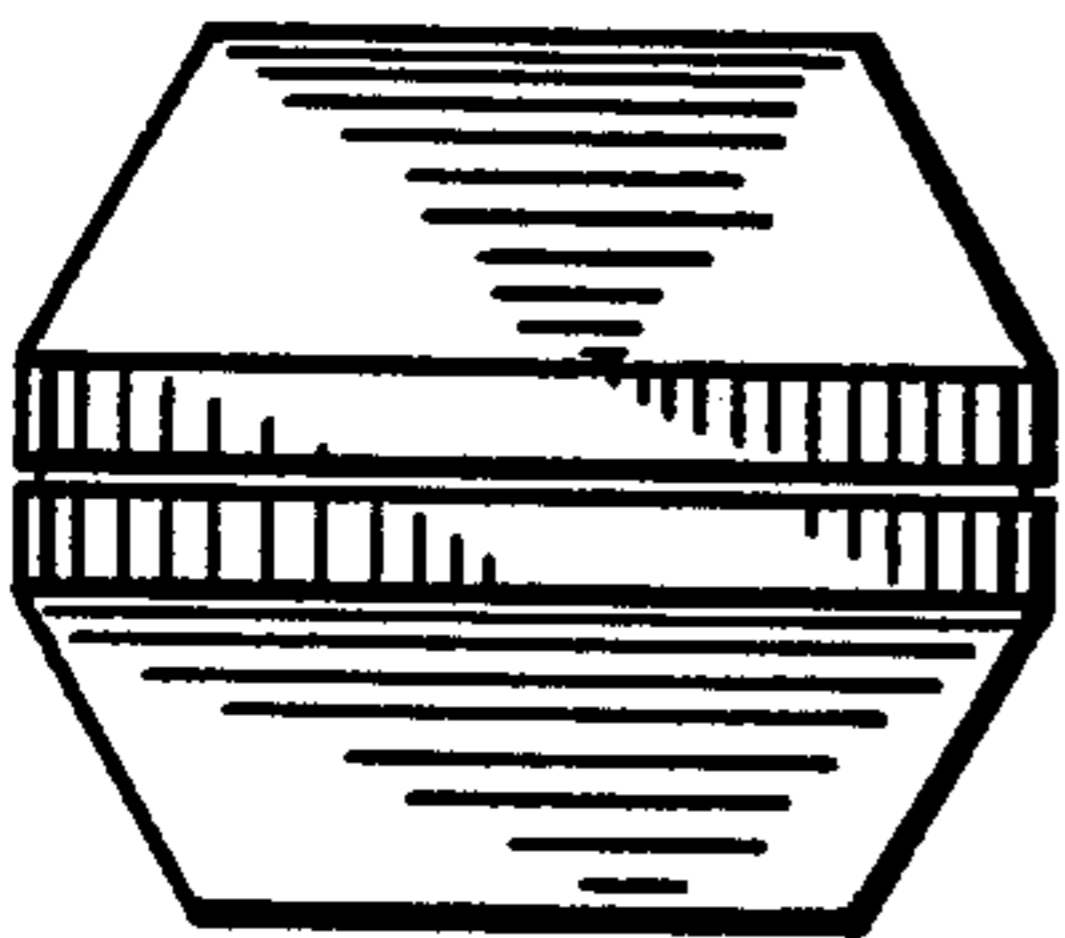


*Fig. 1*

*Fig. 2*



*Fig. 3*



*Fig. 4*

