

[54] WRIST WATCH

[75] Inventor: Takashi Morishima, Hamura, Japan

[73] Assignee: Casio Computer Co., Ltd., Tokyo, Japan

[**] Term: 14 Years

[21] Appl. No.: 810,421

[22] Filed: Dec. 18, 1985

[30] Foreign Application Priority Data

Jul. 8, 1985 [JP] Japan 60-29014

[52] U.S. CL. D10/31

[58] Field of Search D10/30-39, D10/122-126; 368/10, 276-277, 280-282, 285; 340/765

[56] References Cited

U.S. PATENT DOCUMENTS

Re. 29,250	6/1977	Tanaka	340/765 X
D. 249,243	9/1978	Salter	D10/31
D. 259,106	5/1981	Day	D10/31
D. 263,376	3/1982	Saito	D10/31
D. 264,561	5/1982	Sasaki	D10/38
D. 269,501	6/1983	Sato	D10/31
4,255,801	3/1981	Ode	368/282 X

OTHER PUBLICATIONS

Jeweler's Circular-Keystone—3/81—p. 117—Calculator/Watch at center.

European Jeweler—11/77—p. 78—Watch/Calculator at top-right.

Merchandising—3/82—p. 5—Calculator Watches near top and middle.

Hong Kong Enterprises—1/82—p. 250—Watch-Calculator at top-left.

Primary Examiner—Nelson C. Holtje
Attorney, Agent, or Firm—Frishauf, Holtz, Goodman & Woodward

CLAIM

[57] The ornamental design for a wrist watch, substantially as shown.

DESCRIPTION

FIG. 1 is a front elevational view of a wrist watch showing my new design;

FIG. 2 is a right side elevational view thereof;

FIG. 3 is a top plan view thereof;

FIG. 4 is a left side elevational view thereof;

FIG. 5 is a bottom plan view thereof;

FIG. 6 is a rear elevational view thereof; and

FIG. 7 is a perspective view thereof.




FIG. 3




FIG. 4




FIG. 1

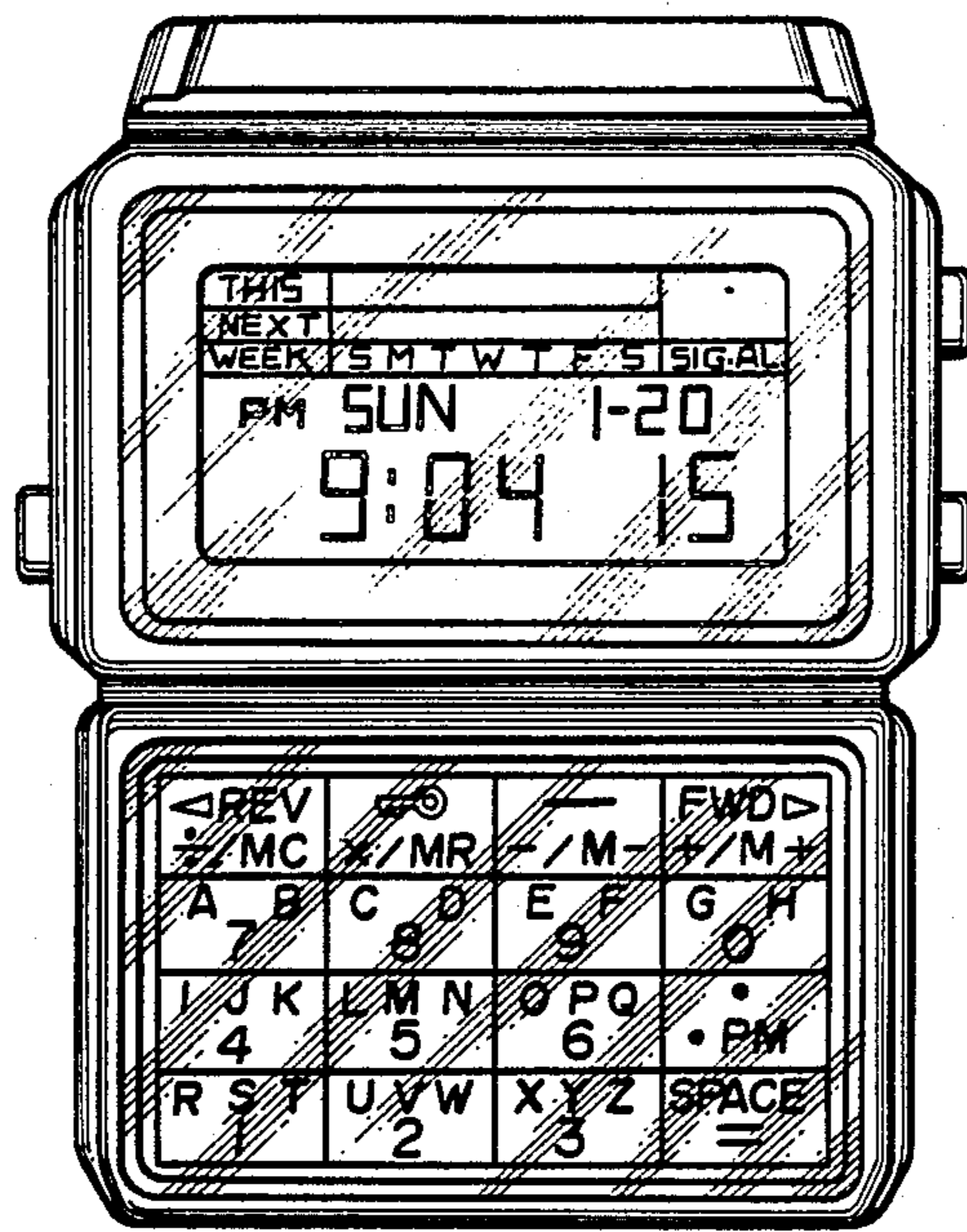


FIG. 2

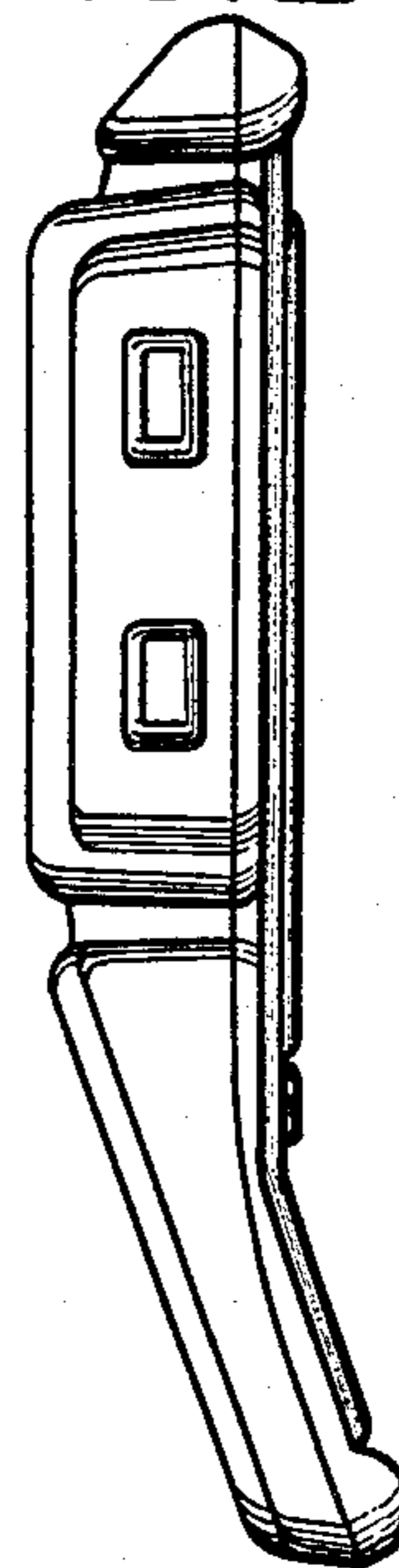


FIG. 5




FIG. 6

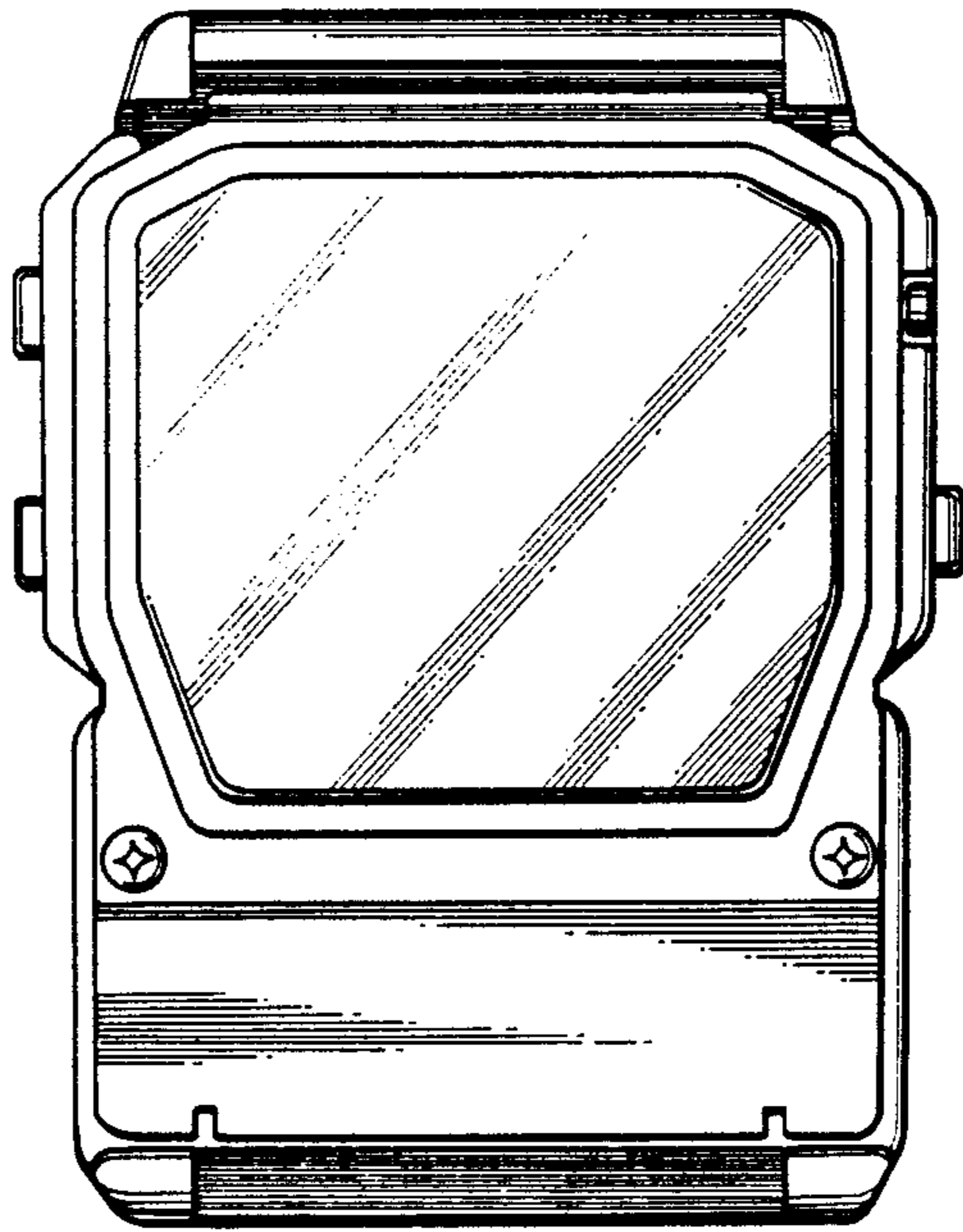


FIG. 7

