

United States Patent [19]

Suganoya et al.

[11] Patent Number: Des. 296,069

[45] Date of Patent: ** Jun. 7, 1988

[54] FRONT PANEL FOR A MICROWAVE OVEN

[75] Inventors: Yoshio Suganoya; Masayoshi Kawaishi; Kazuo Tsuzimoto, all of Osaka, Japan

[73] Assignee: Sharp Corporation, Osaka, Japan

[*] Notice: The portion of the term of this patent subsequent to Feb. 23, 2002 has been disclaimed.

[**] Term: 14 Years

[21] Appl. No.: 629,342

[22] Filed: Jul. 10, 1984

[30] Foreign Application Priority Data

Jan. 12, 1984 [JP] Japan 59-581

[52] U.S. Cl. D7/351

[58] Field of Search D7/350, 351; 219/10.55 R, 10.55 A, 10.55 B, 10.55 C, 10.55 D, 10.55 E, 10.55 F, 10.55 M

[56] References Cited

U.S. PATENT DOCUMENTS

- D. 251,052 2/1979 Kosako D7/351
- D. 268,080 3/1983 Haruguchi et al. D7/351
- D. 268,081 3/1983 Haruguchi et al. D7/351
- D. 268,082 3/1983 Haruguchi et al. D7/351

- D. 277,355 1/1985 Miyake et al. D7/351
- D. 280,063 8/1985 Choi D7/351

OTHER PUBLICATIONS

Montgomery Ward catalog, Spring-Summer 1980, p. 888.

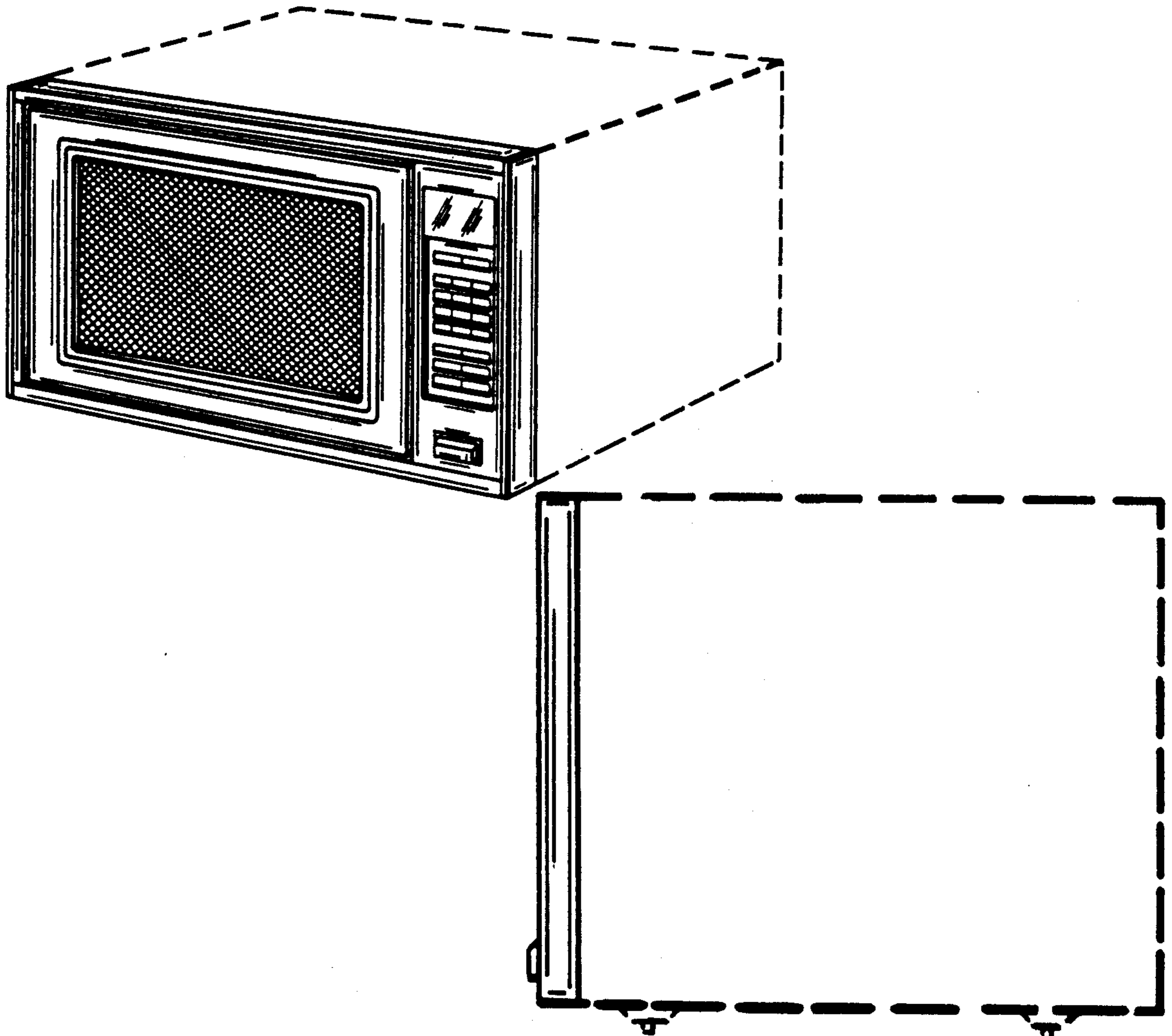
Primary Examiner—Wallace R. Burke
Assistant Examiner—Ruth Takemoto
Attorney, Agent, or Firm—Flehr, Hohbach, Test, Albritton & Herbert

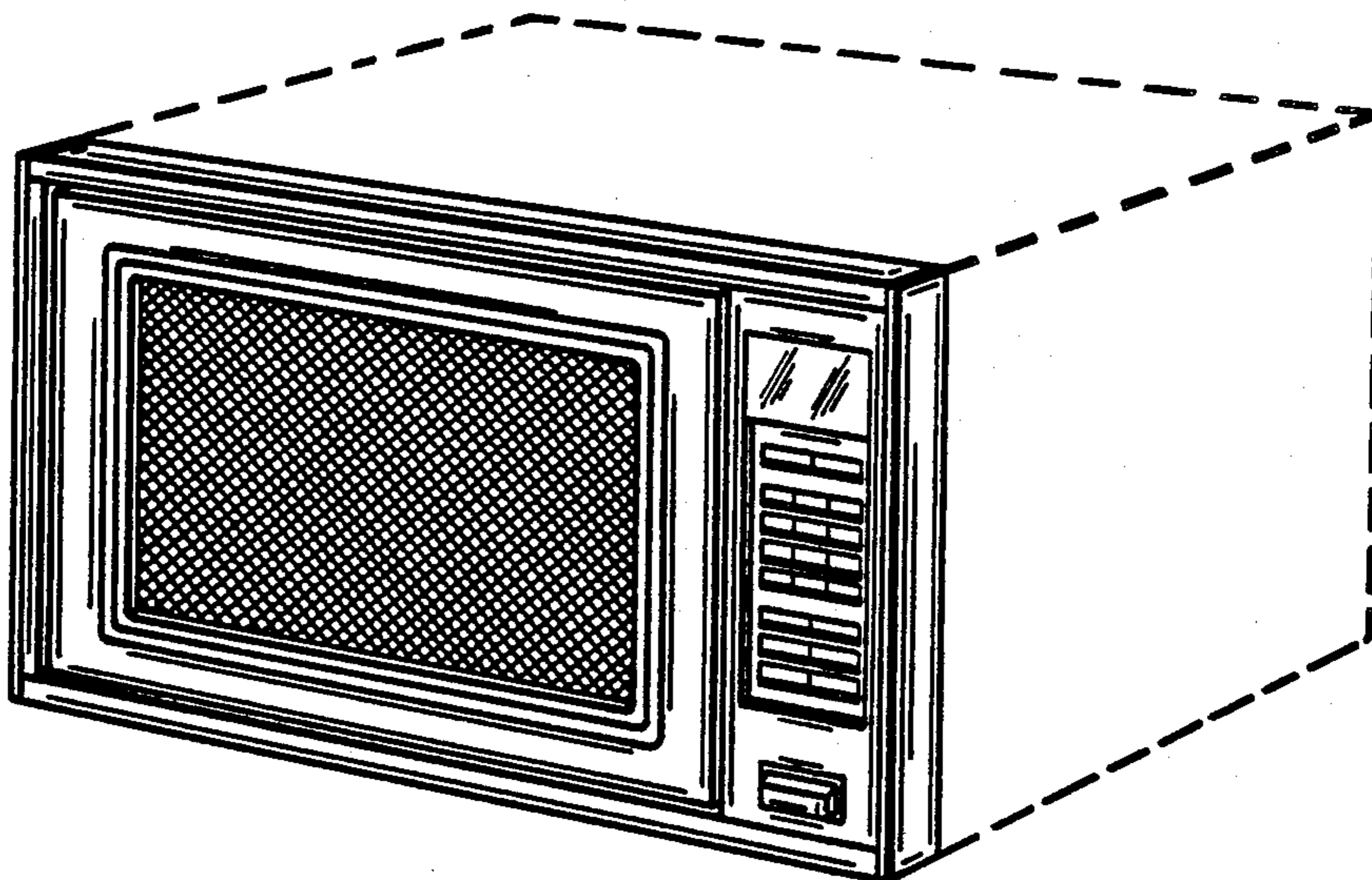
[57] CLAIM

The ornamental design for a front panel for a microwave oven, as shown and described.


DESCRIPTION

FIG. 1 is an enlarged perspective view of front panel for a microwave oven showing our new design; FIG. 2 is a front elevational view thereof; FIG. 3 is a front elevational view thereof with the door open; FIG. 4 is a top plan view thereof; FIG. 5 is a bottom plan view thereof; FIG. 6 is a right side elevational view thereof; and FIG. 7 is a left side elevational view thereof. The cabinet shown in broken lines in FIGS. 1-7 is shown for illustrative purposes only and forms no part of the claimed design.







FIG_1




FIG_2



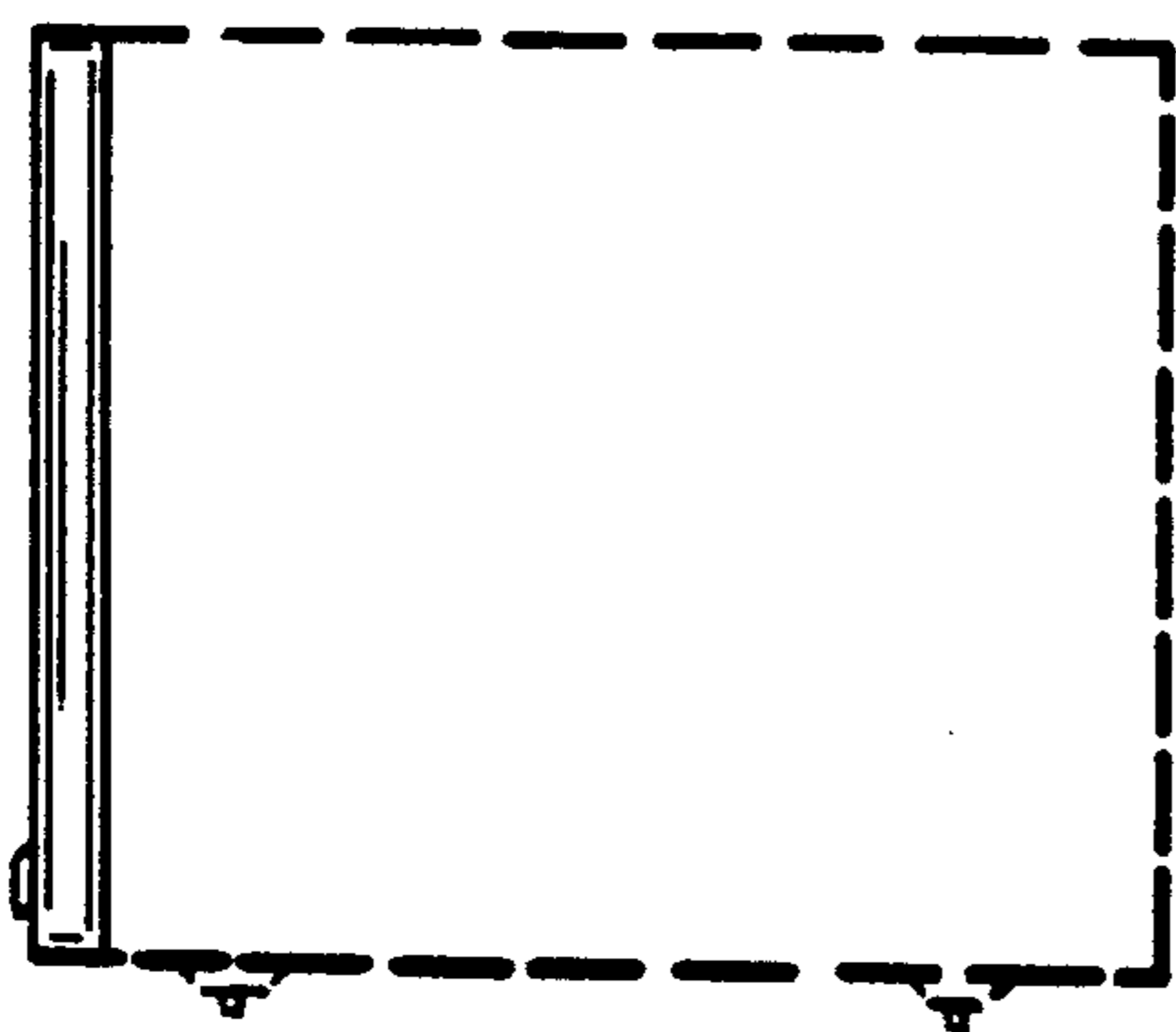
FIG_3




FIG_4



FIG_5



FIG_6



FIG_7