

[54] **MODULAR WORKTABLE**  
[76] **Inventor: Steven C. Barber, 18900 Highland Ave., Deephaven, Minn. 55391**  
[\*\*] **Term: 14 Years**  
[21] **Appl. No.: 40,861**  
[22] **Filed: Apr. 17, 1987**

D. 183,549 9/1958 Wells et al. .... D6/480  
D. 271,642 12/1983 Thompson ..... D6/427  
D. 277,152 1/1985 Hannah ..... D6/423  
D. 284,243 6/1986 Barber ..... D6/432  
4,050,604 9/1977 Flanders ..... 312/108 X  
4,288,136 9/1981 LeMer ..... 312/108 X


*Primary Examiner*—Bruce W. Dunkins  
*Attorney, Agent, or Firm*—James V. Harmon

**Related U.S. Application Data**  
[62] Division of Ser. No. 611,105, May 17, 1984.  
[52] **U.S. Cl.** ..... D6/427; D6/422  
[58] **Field of Search** ..... D6/400, 422-428,  
D6/432, 477-480, 484; 312/108, 245

[57] **CLAIM**  
The ornamental design for a modular worktable, as shown and described.

[56] **References Cited**  
**U.S. PATENT DOCUMENTS**  
D. 139,319 10/1944 Jones et al. .... D6/427  
D. 157,748 3/1950 Fox et al. .... D6/477

**DESCRIPTION**  
FIG. 1 is a perspective view of a modular worktable showing my new design;  
FIG. 2 is a front elevational view;  
FIG. 3 is an end elevational view, the opposite end being a mirror image thereof;  
FIG. 4 is a top plan view; and  
FIG. 5 is a rear elevational view thereof.






FIG. 1

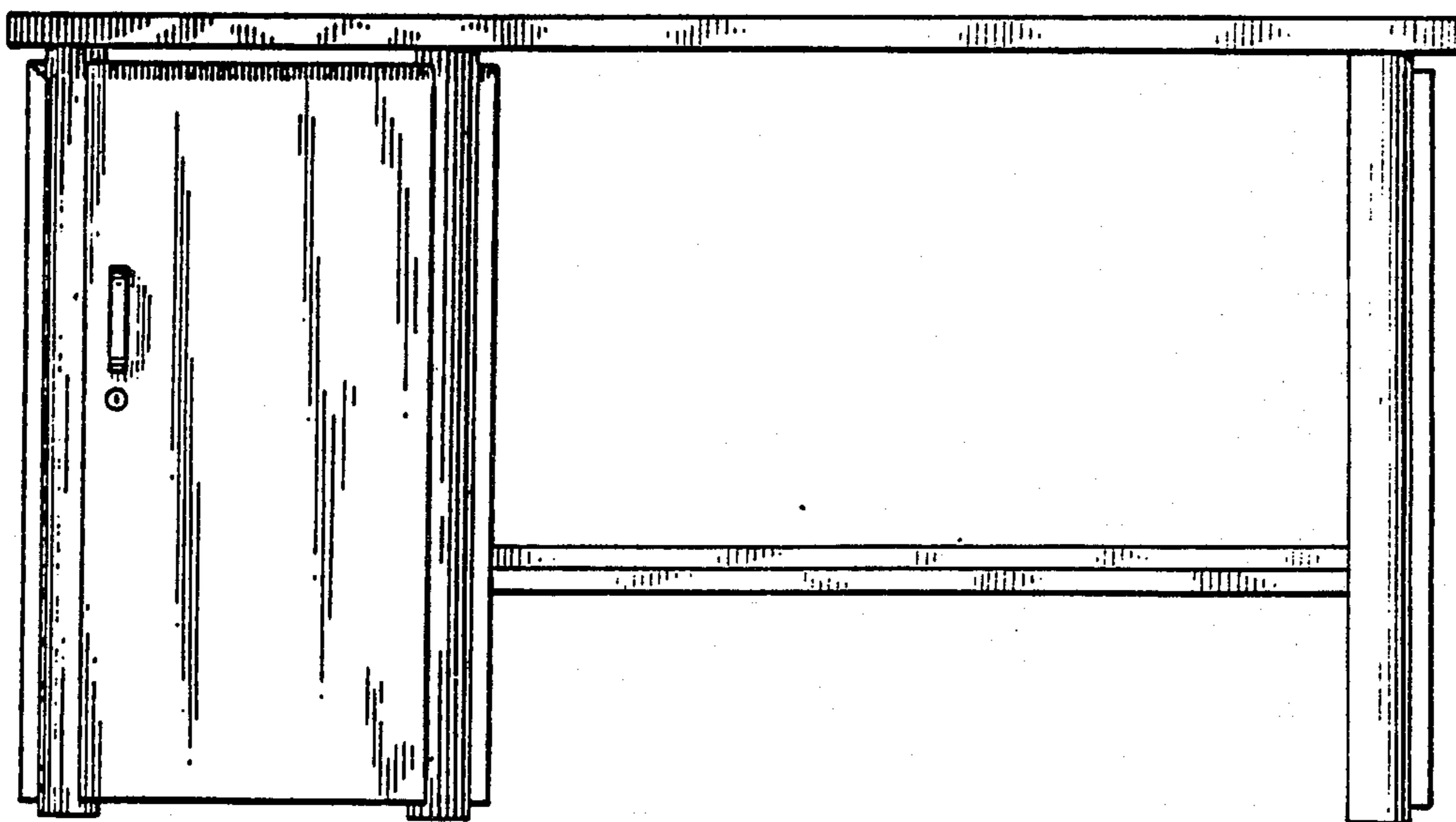


FIG. 2




FIG. 3




FIG. 4

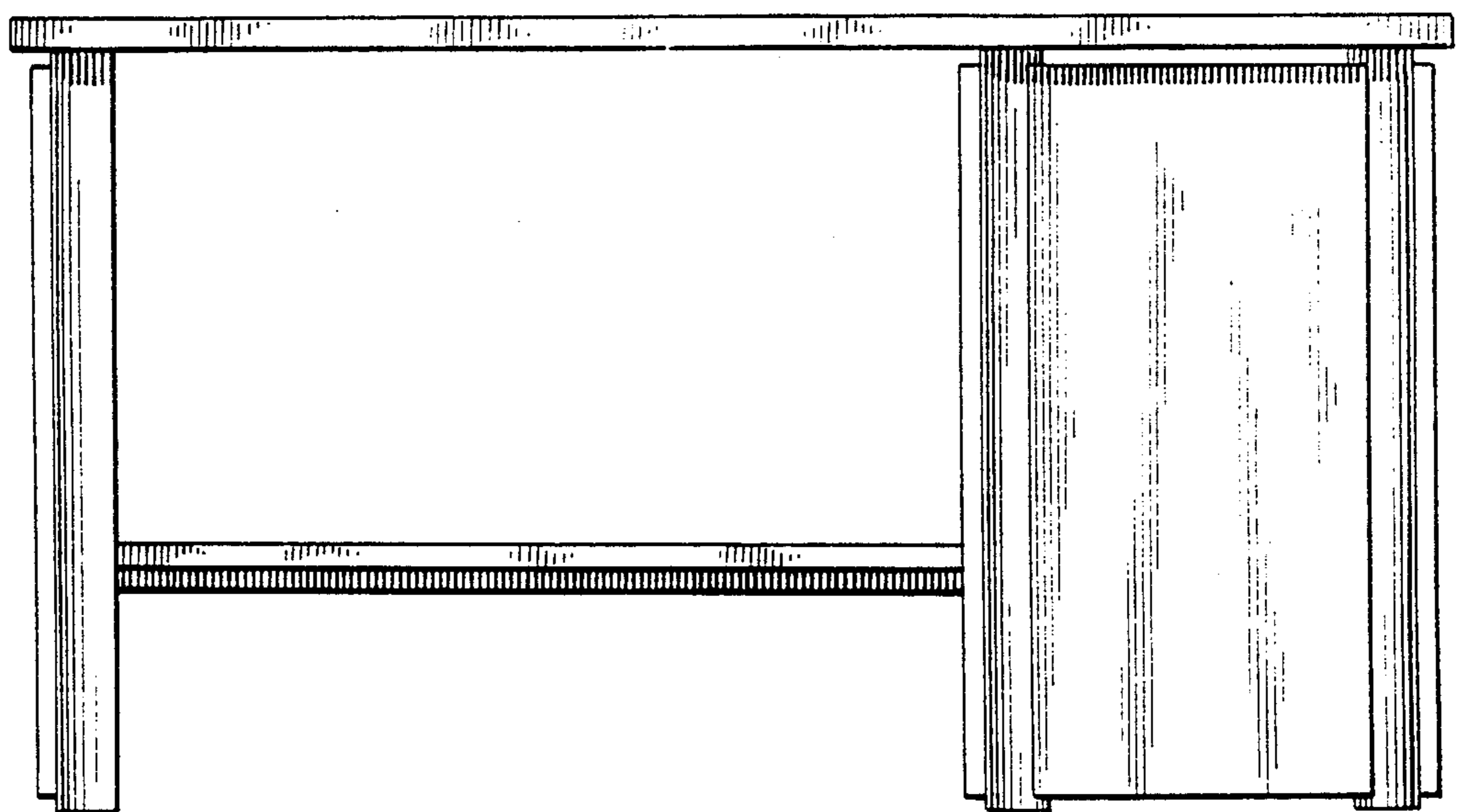


FIG. 5