

[54] SHOE SOLE

[75] Inventor: Tuan N. Le, Cohasset, Mass.

[73] Assignee: Reebok International Ltd., Canton, Mass.

[\*\*] Term: 14 Years

[21] Appl. No.: 74,474

[22] Filed: Jul. 16, 1987

[52] U.S. Cl. .... D2/320

[58] Field of Search ..... D2/264, 274, 314, 317-321; 36/25 R, 28, 32 R, 32 A, 39, 43, 59 R, 59 C, 91, 92, 103-106, 114

[56] References Cited

U.S. PATENT DOCUMENTS

D. 98,954	3/1936	Morgan	.....	D2/320 X
D. 119,291	3/1940	Watanabe	.	
D. 158,911	6/1950	Suyama	.	
D. 207,480	4/1967	Bettle	.....	D2/320
D. 281,286	11/1985	Mangini et al.	.....	D2/320
D. 287,663	1/1987	Yung-Mao	.....	D2/320
4,266,349	5/1981	Schmohl	.....	36/32 R
4,319,412	3/1982	Muller et al.	.....	36/32 R
4,586,274	5/1986	Blair	.....	36/59 R
4,641,438	2/1987	Laird et al.	.....	36/59 C

FOREIGN PATENT DOCUMENTS

200030	10/1958	Austria	.....	36/32 R
1222578	6/1960	France	.....	36/114
177077	3/1922	United Kingdom	.	

OTHER PUBLICATIONS

1983 Tread Design Guide, Gillette tread, center left.

Primary Examiner—Louis S. Zarfes

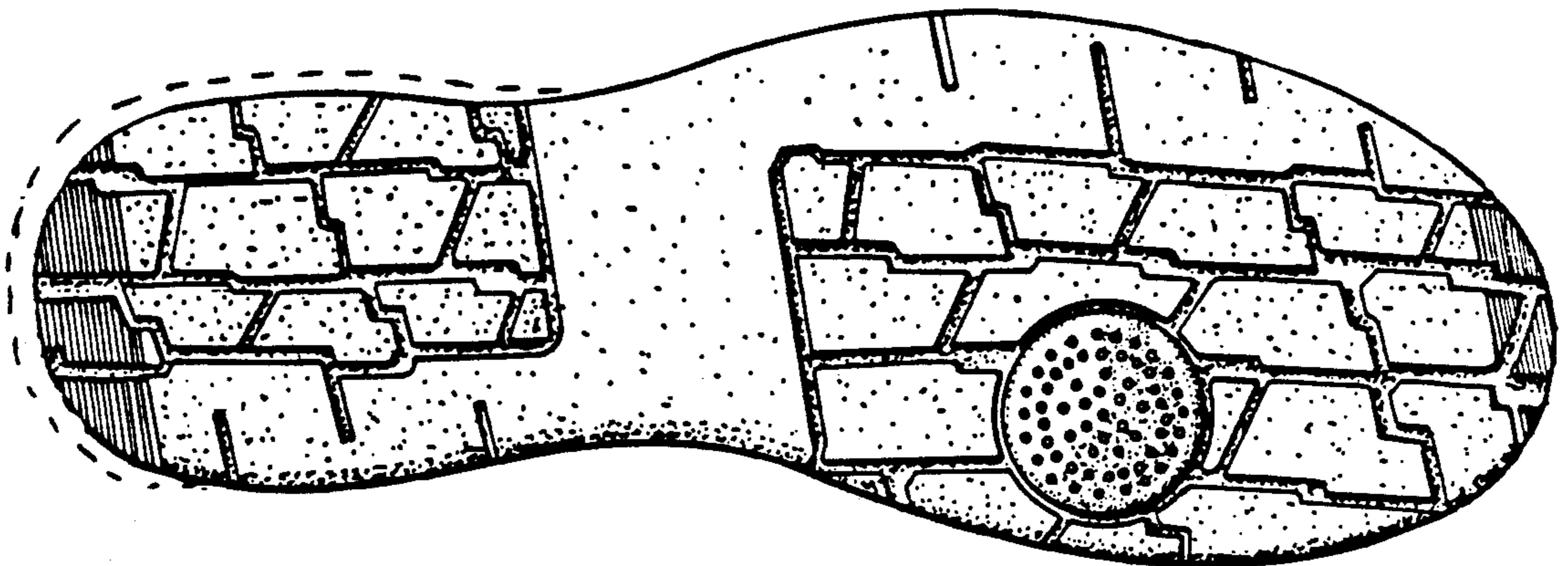
Attorney, Agent, or Firm—Saidman, Sterne, Kessler & Goldstein


[57] CLAIM

The ornamental design for a shoe sole, as shown and described.

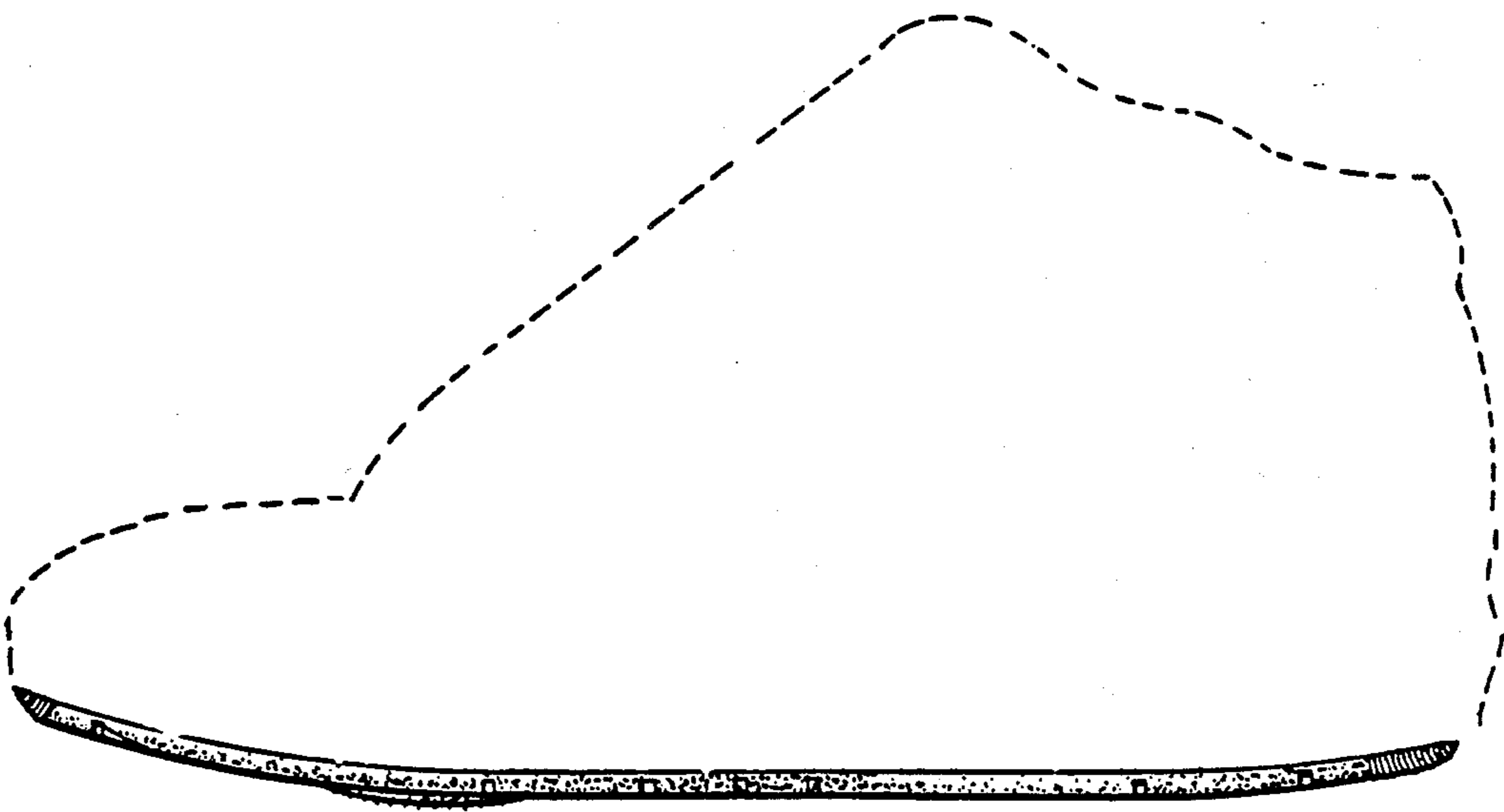
DESCRIPTION

FIG. 1 is a left side elevational view of a shoe sole showing my new design;  
 FIG. 2 is a right side elevational view thereof;  
 FIG. 3 is a bottom plan view thereof;  
 FIG. 4 is a front elevational view thereof; and  
 FIG. 5 is a rear elevational view thereof.  
 The broken line showing of a shoe in FIGS. 1-5 and the area within are environmental only and form no part of the claimed design.





**FIG. 1**



**FIG. 2**

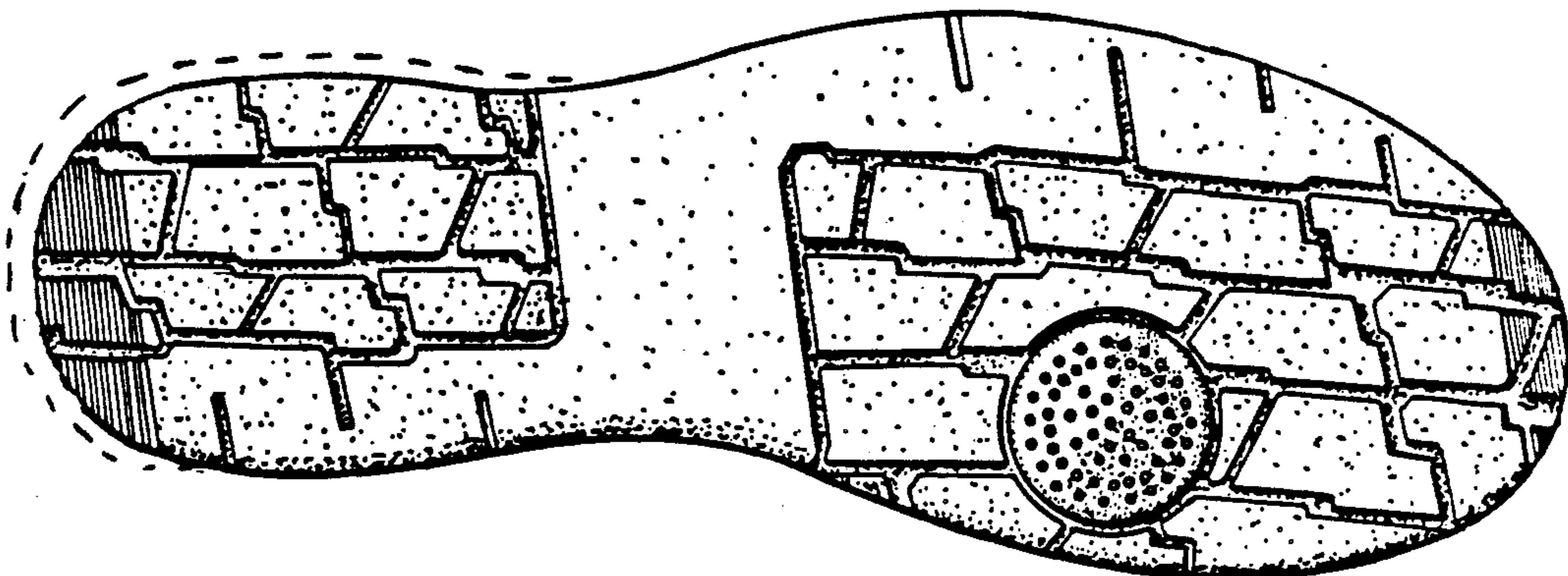


FIG. 3




FIG. 4




FIG. 5