

[54] TELEPHONE HANDSET

[76] Inventor: Kenneth L. Reichenstein, 269-32P
Grand Central Pkwy., Floral Park,
N.Y. 11005

[**] Term: 14 Years

[21] Appl. No.: 876,899

[22] Filed: Jun. 20, 1986

[52] U.S. Cl. D14/63

[58] Field of Search D14/52, 53, 56, 57,
D14/59, 58, 60, 63, 64; 379/433, 419, 428, 434,
435, 436, 440

[56] References Cited

U.S. PATENT DOCUMENTS

- D. 210,378 3/1968 Perkins D14/63
- D. 256,464 8/1980 Breger D14/56
- D. 268,411 3/1983 Banko D14/63
- D. 276,338 11/1984 Pardo D14/60 X
- D. 277,573 2/1985 McGarvey et al. D14/59 X
- D. 282,362 1/1986 Brown et al. D14/64 X
- D. 283,708 5/1986 Tamura D14/63 X

- D. 285,436 9/1986 Klaczniak et al. D14/60 X
- D. 287,248 12/1986 Reichenstein D14/63
- 4,220,829 9/1980 Ruzic 379/440
- 4,456,794 6/1984 Strömer et al. 379/440 X

FOREIGN PATENT DOCUMENTS

- 2460874 7/1976 Fed. Rep. of Germany 379/433
- 3046247 7/1982 Fed. Rep. of Germany 379/428

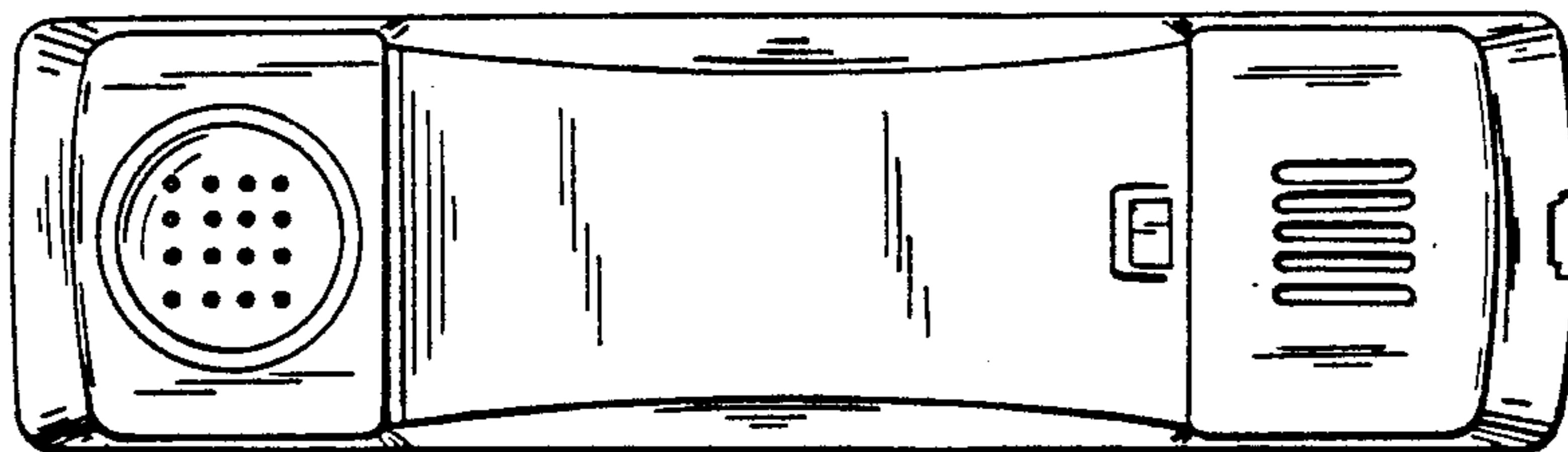
Primary Examiner—James M. Gandy
Assistant Examiner—Horace B. Fay, Jr.

[57] CLAIM

The ornamental design for a telephone handset, substantially as shown and described.

DESCRIPTION

FIG. 1 is a top plan view of a telephone handset, showing my new design;
FIG. 2 is a left side elevational view thereof;
FIG. 3 is a front elevational view thereof;
FIG. 4 is a bottom plan view thereof;
FIG. 5 is a right side elevational view thereof; and,
FIG. 6 is a rear elevational view thereof.



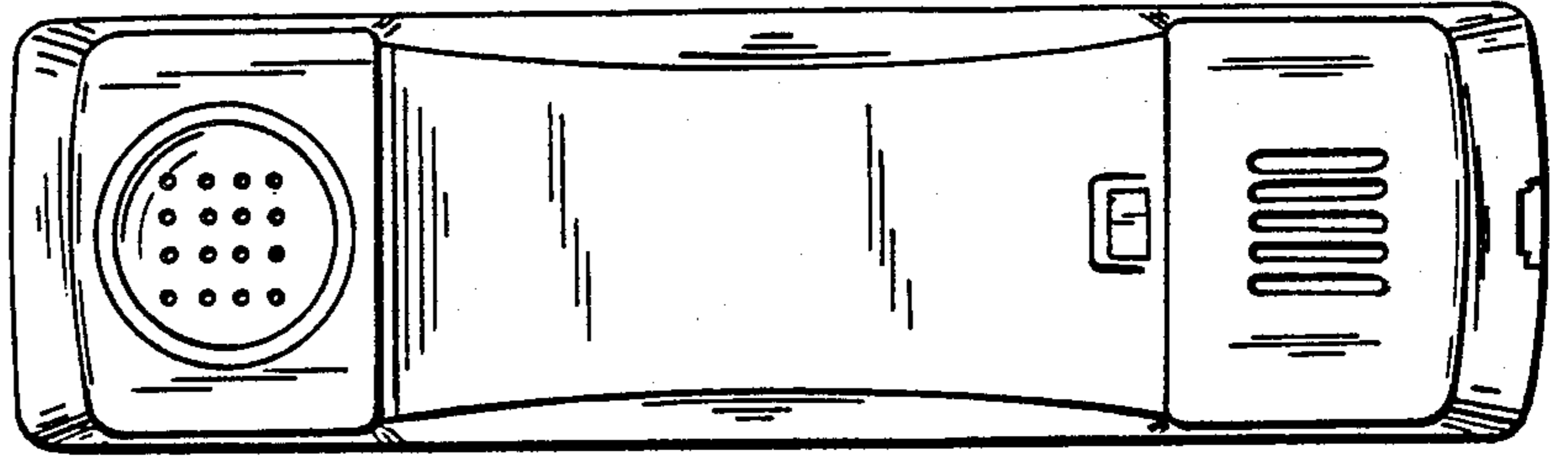


Fig. 1




Fig. 2

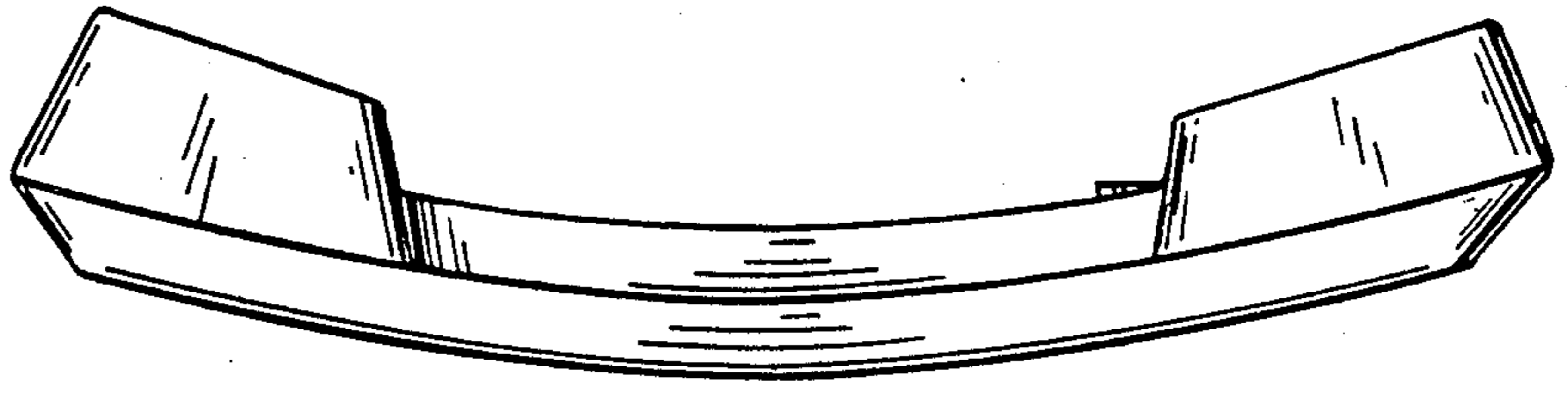


Fig. 3




Fig. 4




Fig. 5



Fig. 6