

[54] CONTAINER FOR TYPE CORRECTION FLUID

[75] Inventor: Kenneth J. Kirchhoff, Gem Lake, Minn.

[73] Assignee: Minnesota Mining and Manufacturing Company, Saint Paul, Minn.

[**] Term: 14 Years

[21] Appl. No.: 733,490

[22] Filed: May 13, 1985

[52] U.S. Cl. D9/371; D9/403; D9/302

[58] Field of Search D9/338, 389, 352, 367, D9/403, 405, 413, 453, 447, 302, 371; 215/1 R, 1 C; D28/7

[56] References Cited

U.S. PATENT DOCUMENTS

- D. 26,924 4/1897 Cropper D9/403
- D. 194,812 3/1963 Jurutka D9/371
- D. 240,017 5/1976 Trott D9/371
- D. 264,939 6/1984 Sakata et al. D9/416
- D. 288,780 3/1987 Miller D9/338 X

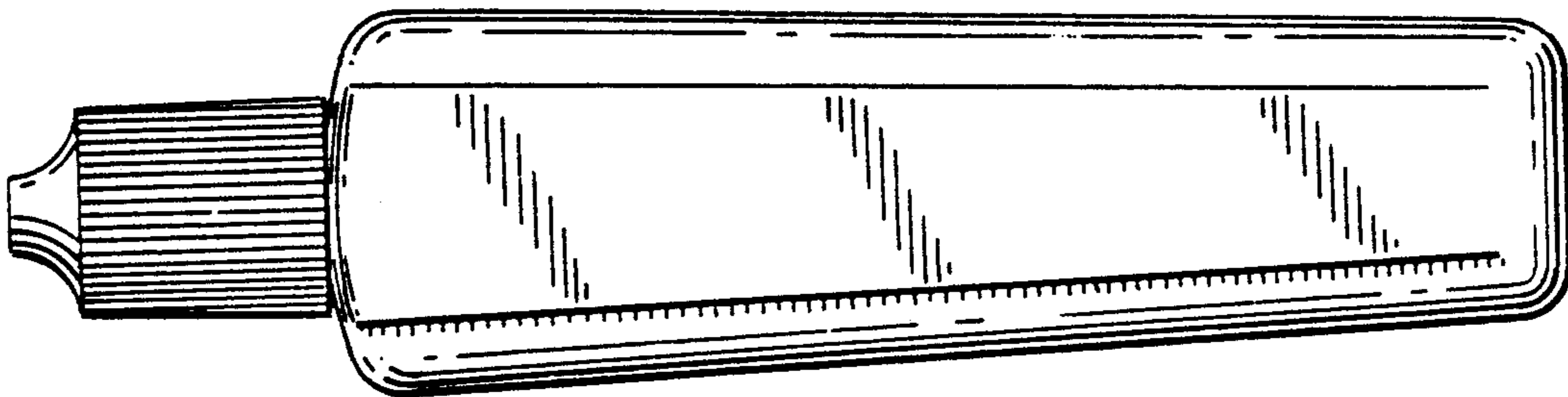
Primary Examiner—Robert C. Spangler
Attorney, Agent, or Firm—Donald M. Sell; James A. Smith; William L. Huebsch

[57] CLAIM

The ornamental design for a container for type correction fluid, as shown and described.

DESCRIPTION

FIG. 1 is a top view of a container for type correction fluid showing my new design, the bottom view being a mirror image thereof;
FIG. 2 is a right side view thereof, the left side view being a mirror image thereof;
FIG. 3 is a front view thereof; and
FIG. 4 is a rear view thereof.



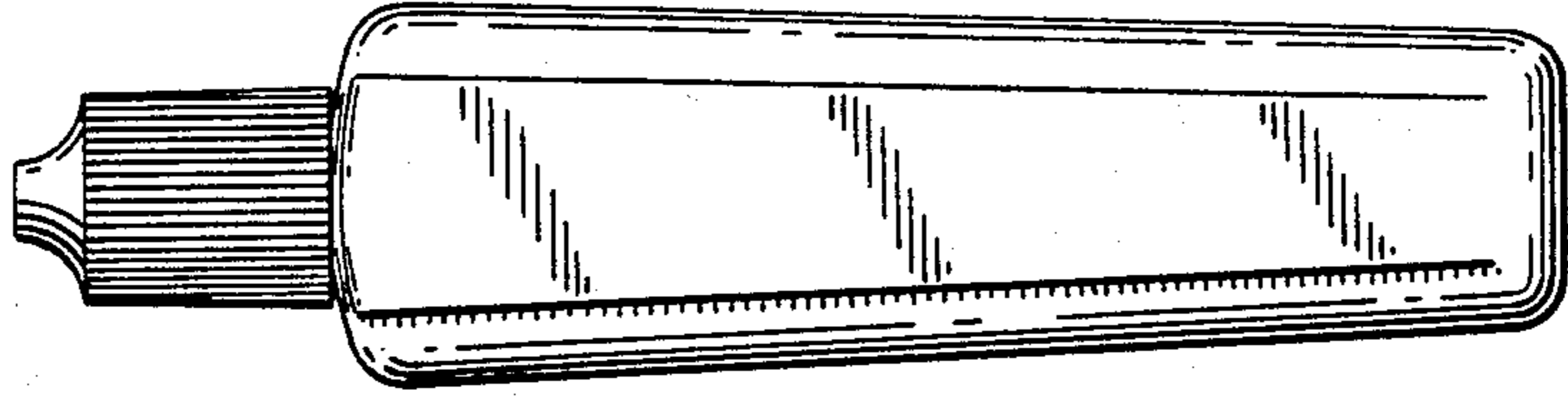


FIG. 1




FIG. 2

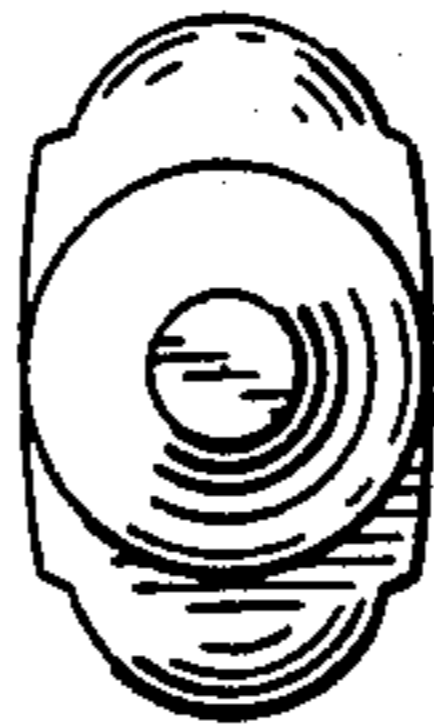


FIG. 3



FIG. 4