

[54] COMBINED TROWEL AND RAKE
[75] Inventors: Elizabeth A. Featherman; Raymond B. Featherman, III, both of 1000 Black Rock Rd., Gladwyne, Pa. 19035; Fred W. Bowen-Smith, Philadelphia, Pa.

[73] Assignees: Elizabeth A. Featherman; Raymond B. Featherman, III, both of Gladwyne, Pa.

[**] Term: 14 Years

[21] Appl. No.: 769,013

[22] Filed: Aug. 26, 1985

[52] U.S. Cl. D8/10

[58] Field of Search D7/148-149; D8/6-10, 11, 13; 7/114-116; 56/400.04, 400.06; 172/371, 374-375, 378, 381; 294/49, 51-52, 55, 55.5

[56] References Cited

U.S. PATENT DOCUMENTS

D. 34,323 4/1901 Williams D8/10
D. 166,332 4/1952 Melich et al. D7/149

D. 269,060 5/1983 Creamer D8/13
D. 269,402 6/1983 Wayman D8/6
357,907 2/1887 Clarke 172/375
906,093 12/1908 Beach 172/378
2,947,370 8/1960 Nelson 172/375
4,011,612 3/1977 Atkinson 7/14.55

OTHER PUBLICATIONS

Tree Temper, hand tool D23.

Primary Examiner—Wallace R. Burke

Assistant Examiner—Ruth Takemoto

Attorney, Agent, or Firm—Howson and Howson

[57] CLAIM

The ornamental design for a combined trowel and rake, as shown and described.

DESCRIPTION

FIG. 1 is a side elevational view of a combined trowel and rake showing our new design the opposite side being a mirror image;

FIG. 2 is a front elevational view thereof;

FIG. 3 is a rear elevational view thereof;

FIG. 4 is a top plan view thereof; and

FIG. 5 is a bottom plan view thereof.

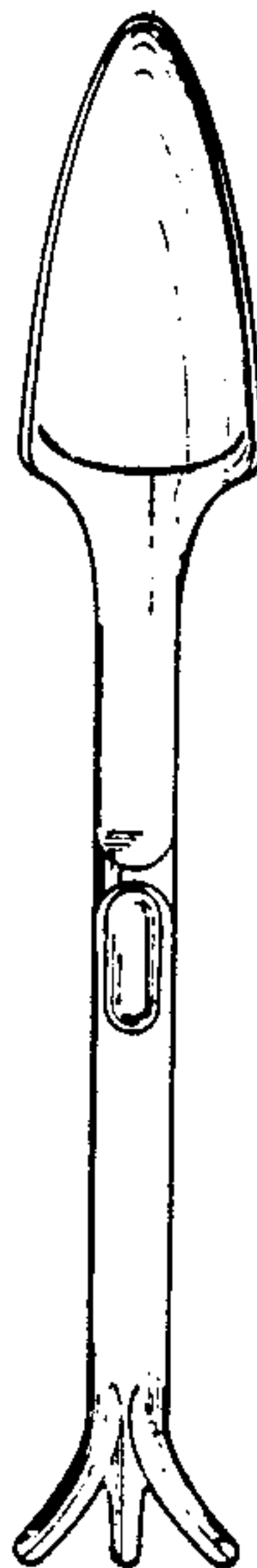


FIG 4

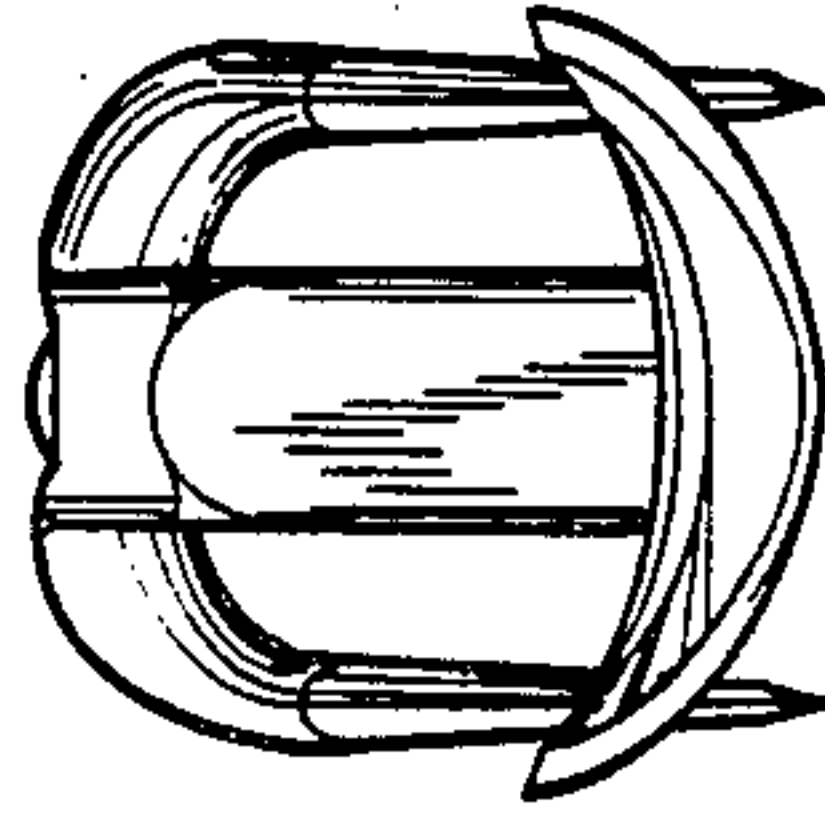


FIG 2

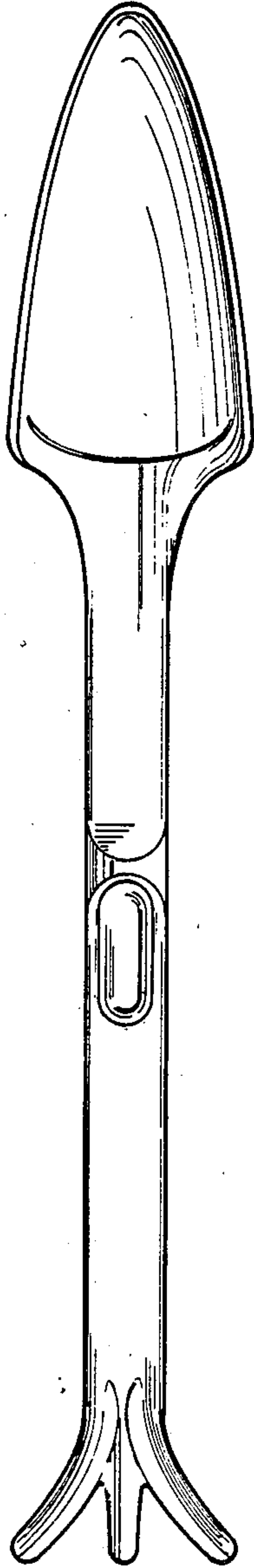


FIG 1

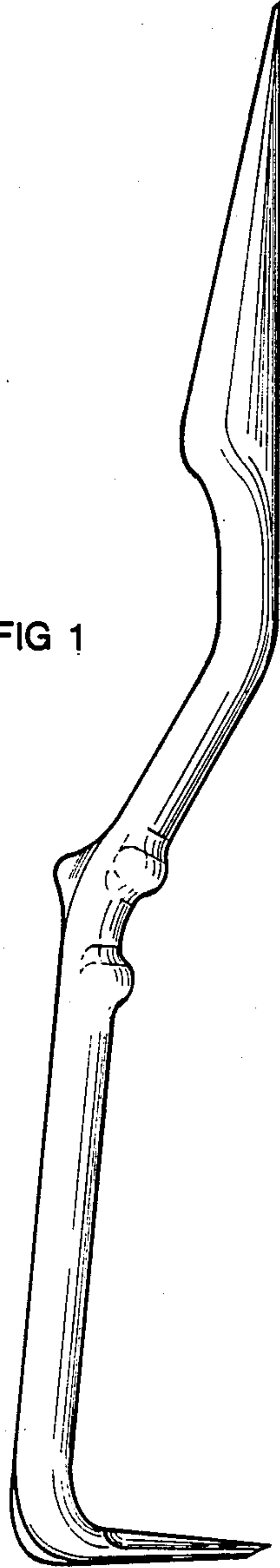


FIG 3

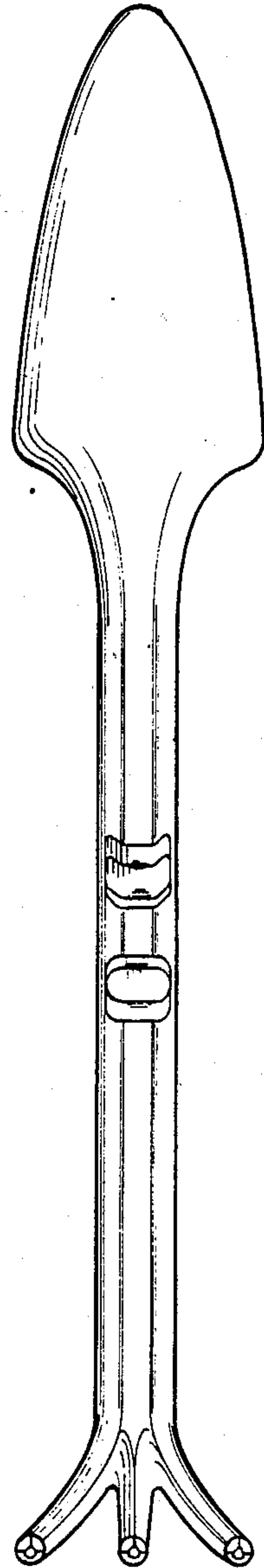


FIG 5

