

[54] SHOE OUTSOLE

[75] Inventors: Paul D. Brown, Hingham; Juan A. Diaz, Weymouth, both of Mass.

[73] Assignee: Reebok International Ltd., Canton, Mass.

[**] Term: 14 Years

[21] Appl. No.: 11,704

[22] Filed: Feb. 6, 1987

[52] U.S. Cl. D2/320

[58] Field of Search D2/264, 274, 308-314, D2/317-320; 36/102, 103, 106, 112-114, 132, 136, 25 R, 28, 32 R, 59 R, 59 C

2,985,971 8/1960 Murawski 36/29
 4,134,220 1/1979 Dassler 36/114 X
 4,141,158 2/1979 Benseler et al. 36/32 R

FOREIGN PATENT DOCUMENTS

2458576 6/1976 Fed. Rep. of Germany .
 1067387 6/1954 France 36/59 C
 1069828 7/1954 France .
 1146040 11/1957 France 36/32 R
 1365430 5/1964 France D2/320

Primary Examiner—Louis S. Zarfaz
 Attorney, Agent, or Firm—Saidman, Sterne, Kessler & Goldstein

[56] References Cited
 U.S. PATENT DOCUMENTS

D. 120,317 4/1940 Reeves D2/320
 D. 164,456 9/1951 Sprigg D2/320
 D. 164,457 9/1951 Sprigg D2/320
 D. 273,246 4/1984 Tonkel D2/320
 D. 290,062 6/1987 Valori D2/274 X
 1,297,834 6/1918 Grosjean .
 2,683,317 6/1950 Sprigg 36/32

[57] CLAIM

The ornamental design for a shoe outsole, as shown and described.

DESCRIPTION

FIG. 1 is a bottom plan view of a shoe outsole showing our new design;
 FIG. 2 is a top plan view thereof;
 FIG. 3 is a left side elevational view thereof;
 FIG. 4 is a right side elevational view thereof;
 FIG. 5 is a front elevational view thereof; and
 FIG. 6 is a rear elevational view thereof.

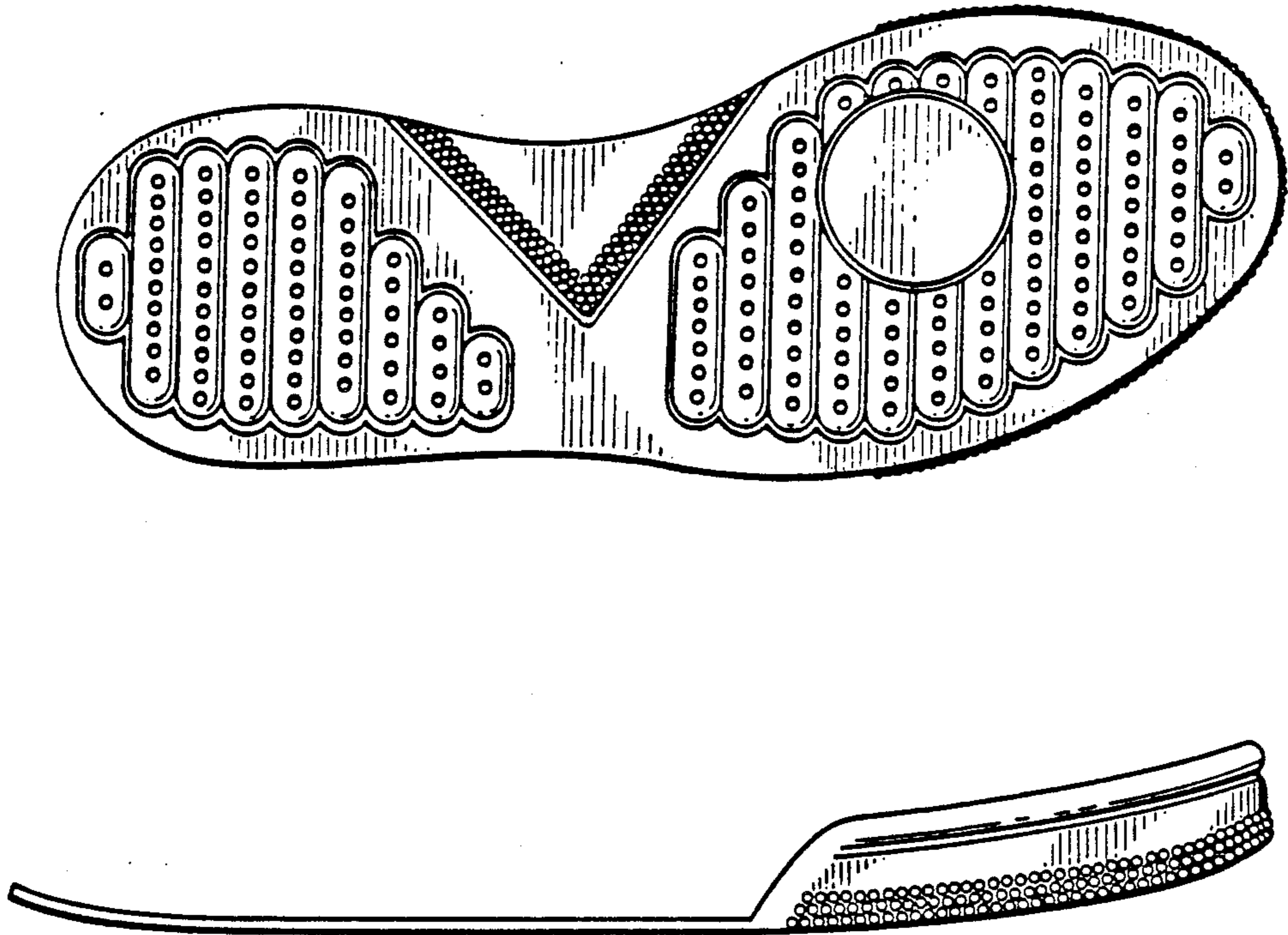


FIG. 1

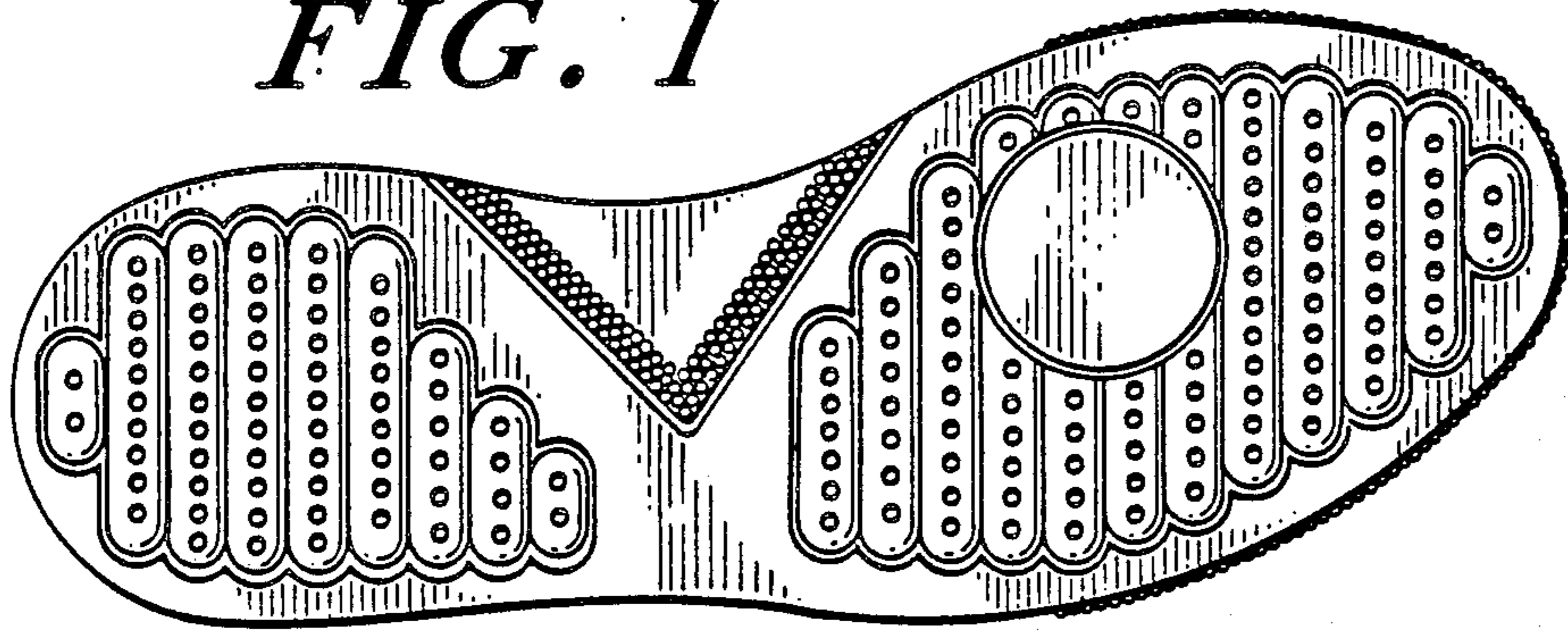


FIG. 2

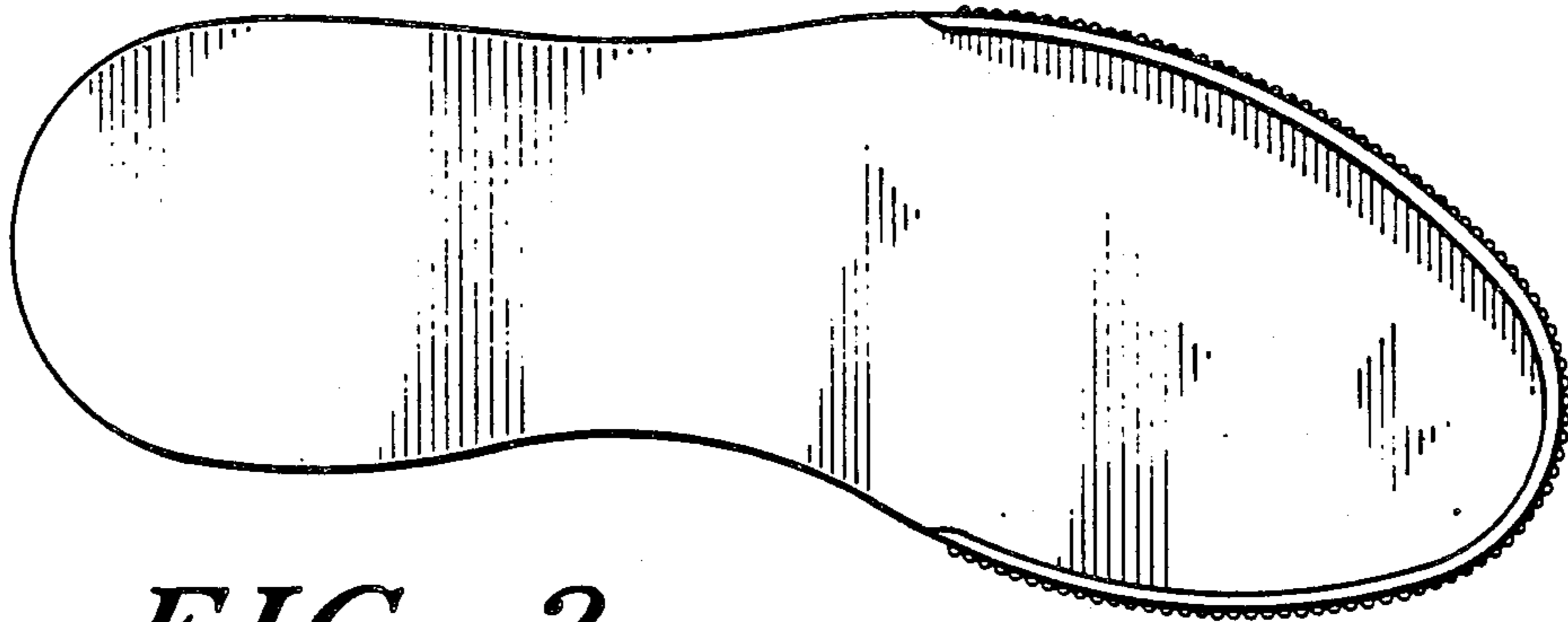


FIG. 3





FIG. 4

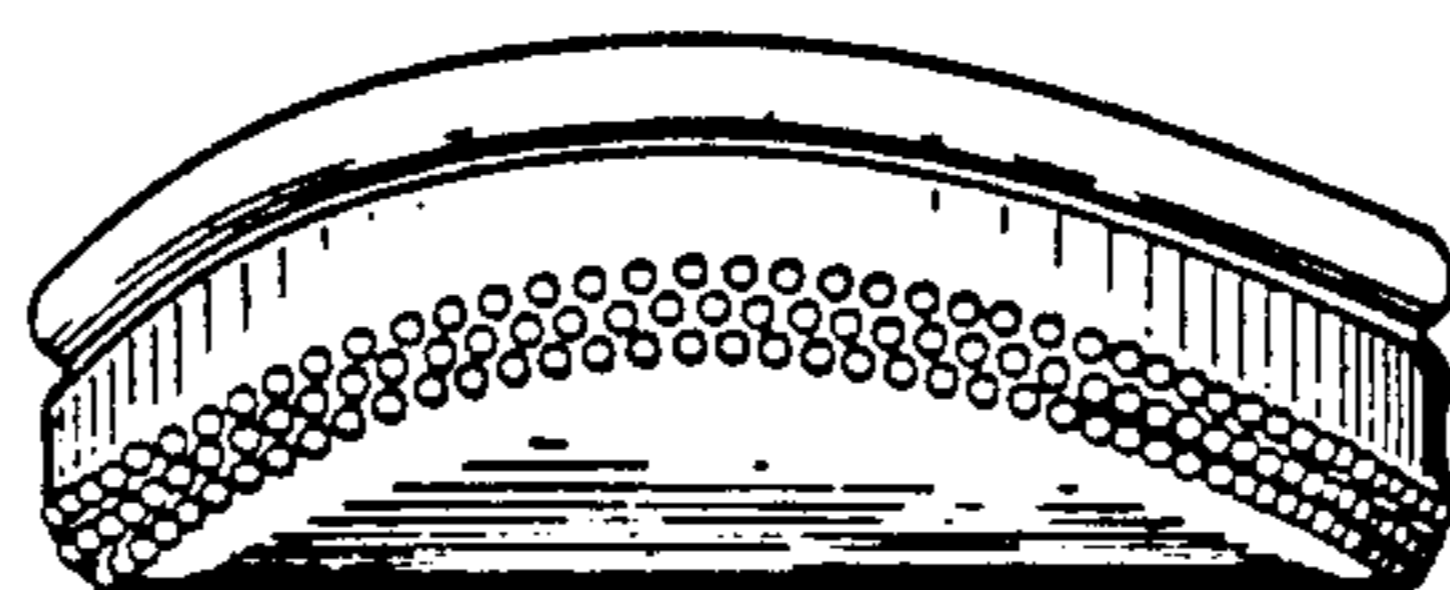


FIG. 5



FIG. 6