

- [54] **BED FOR PETS**
- [75] **Inventor: Franklin McMahon, New York, N.Y.**
- [73] **Assignee: Pacific Industries, Corp., Dallas, Tex.**
- [**] **Term: 14 Years**
- [21] **Appl. No.: 940,639**
- [22] **Filed: Dec. 10, 1986**
- [52] **U.S. Cl. D30/118**
- [58] **Field of Search D30/41, 99; 119/1, 19**

[56] **References Cited**
U.S. PATENT DOCUMENTS

D. 89,646	4/1933	Larson	D30/41
D. 124,557	1/1941	Richardson	D30/41
D. 125,280	2/1941	Little	D30/41
D. 131,147	1/1942	Richardson	D30/41
D. 232,850	9/1974	Blogd	D30/41
D. 289,699	5/1987	Runion	D30/41
1,887,108	11/1932	Steese	119/19
1,976,234	10/1934	Larson	119/19
2,032,248	2/1936	Bins	D30/41 X
2,238,982	4/1941	Norton	119/1
2,292,540	8/1942	Norton	119/1
2,659,344	11/1953	Herbert	119/1
2,775,222	12/1956	Kruck	119/19 X
3,006,319	10/1961	McCrary	119/1
3,989,008	11/1976	Neumann	119/19 X

OTHER PUBLICATIONS
 Stewarts Xman Catalog 1956, p. 54, "Metal Dog Bed" Item.

Designer Pet Products, Inc. Spring 1987 Brochure.
 Fritz Pet Products 1987 Catalogue.
 Flexi-Mat Corp. Spring 1987 product fliers (7 sheets: Chinese Wicker Beds; "Plush Cuddler" ®; Love Beds; Catnapper TM; Pet Pillow; Flexi-Furs TM; Kitty-Kup ®).
 Pets Pacifica 1987 product flier—Wicker Dog Beds.
 L. L. Bean 1986 catalogue—round Bean Beds for Dogs.
 Orvis 1986 catalogue—round Bean Beds for Dogs.
 Pedigrees catalogue Spring 1987, Wooden Four-Poster Bed for Dog.
 Crown Products catalogue—1987 (3 sheets: Brass Pet Bed and Plastic "Bamboo" Pet Bed (sheet 1); Royalty Pet Bed, 2 versions (sheet 2); elevated Dog-E Beds (3 models, sheet 3)).

Primary Examiner—James R. Largen
Attorney, Agent, or Firm—Fitzpatrick, Cella, Harper & Scinto

[57] **CLAIM**

The ornamental design for a bed for pets, as shown and described.

DESCRIPTION

FIG. 1 is a perspective view of a bed for pets embodying our new design;
 FIG. 2 is a top plan view thereof;
 FIG. 3 is a front elevational view thereof;
 FIG. 4 is a right side elevational view, thereof the left side elevational view being a mirror image of the right side;
 FIG. 5 is a rear elevational view thereof; and
 FIG. 6 is a bottom plan view thereof.

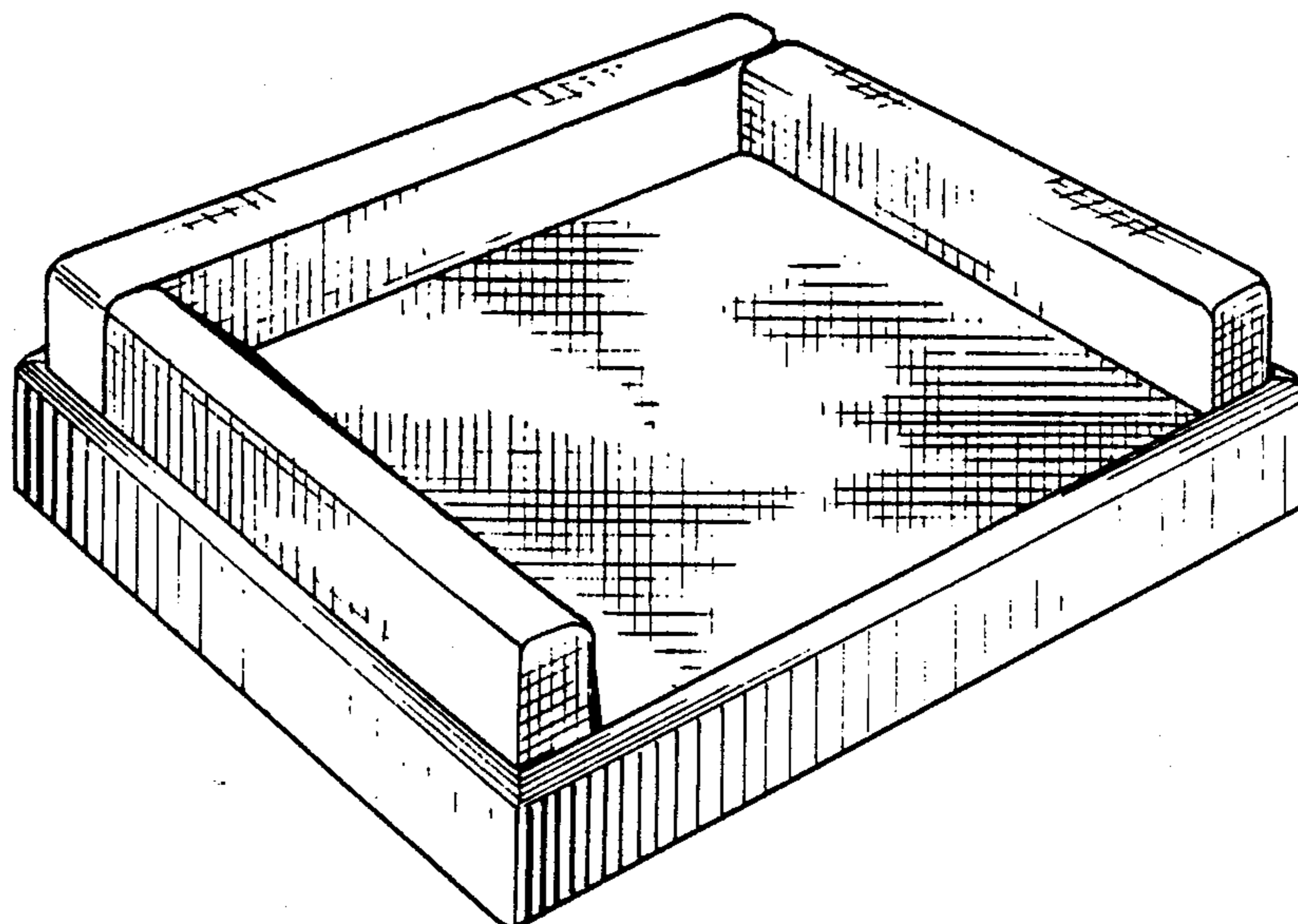


Fig. 1.

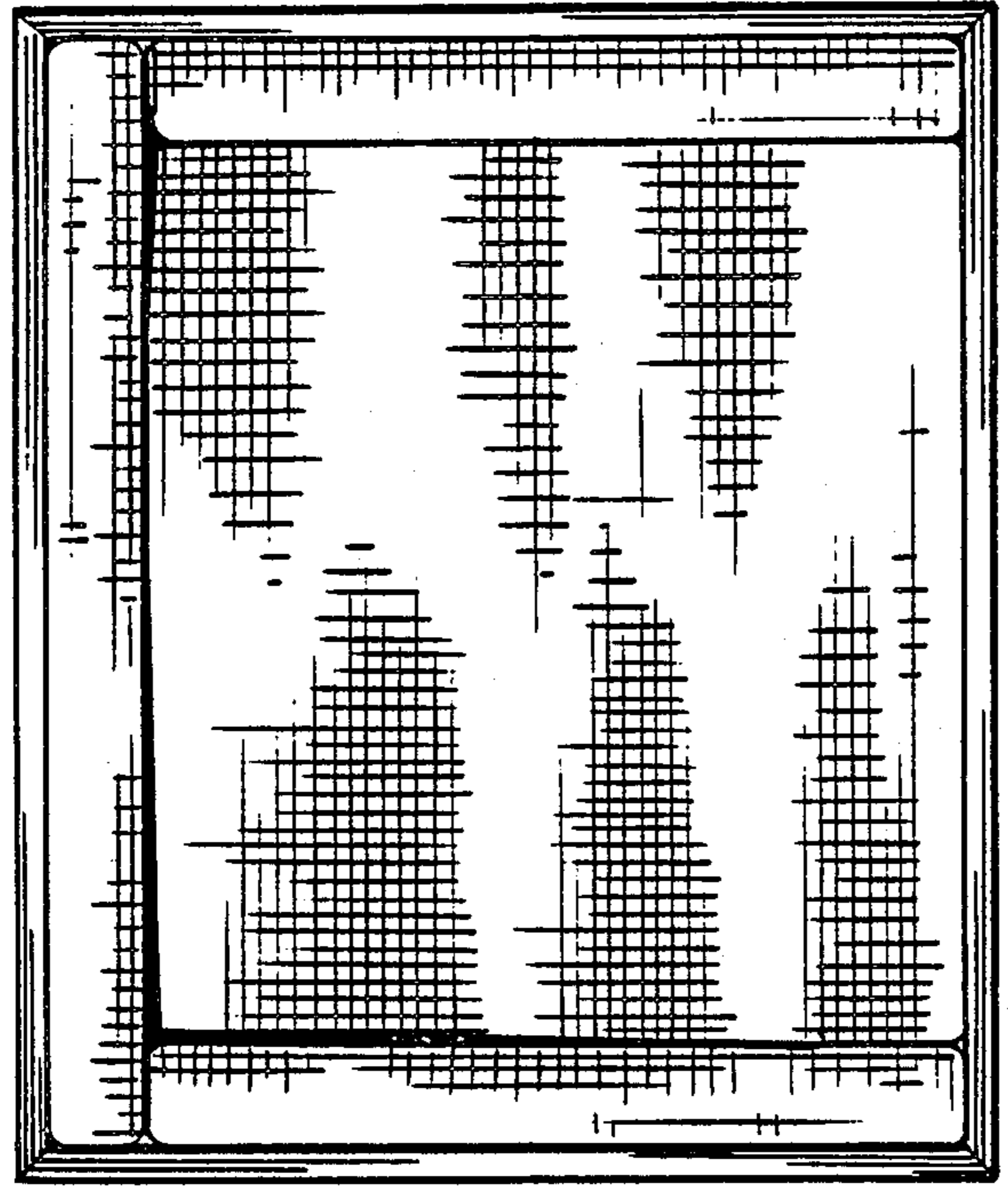
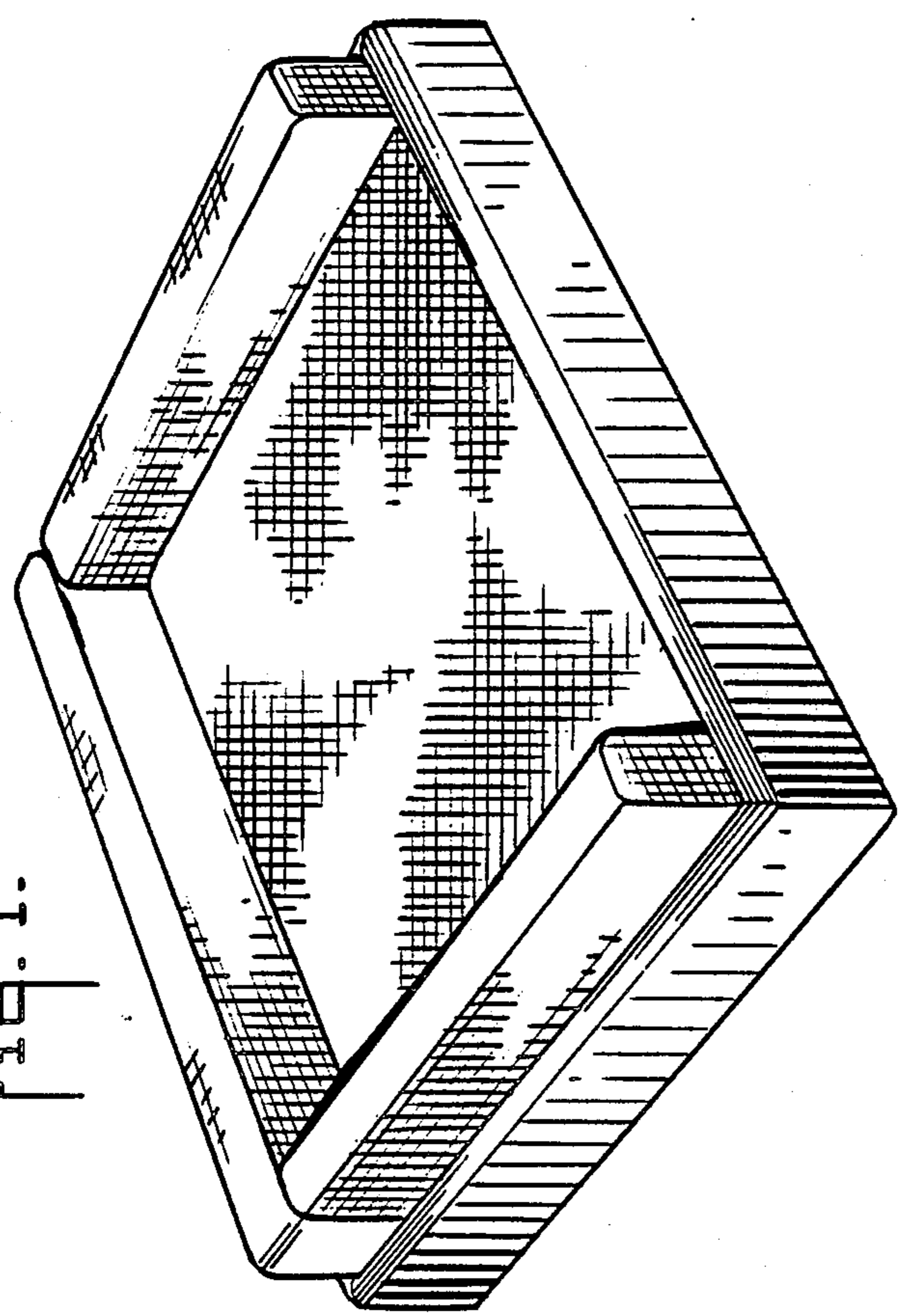


Fig. 3.

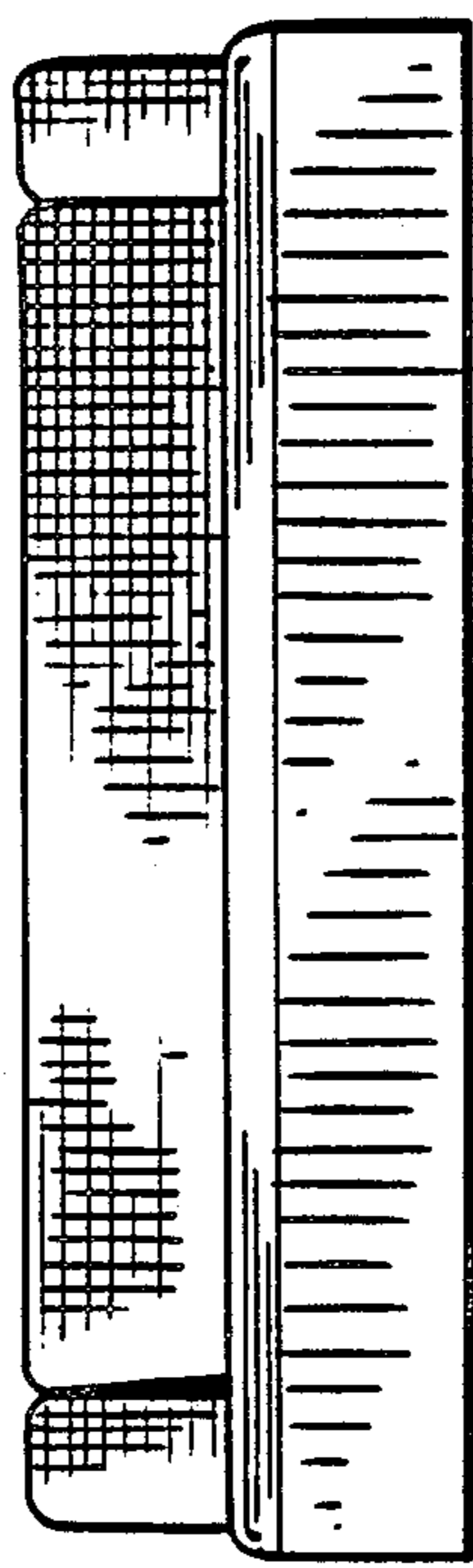
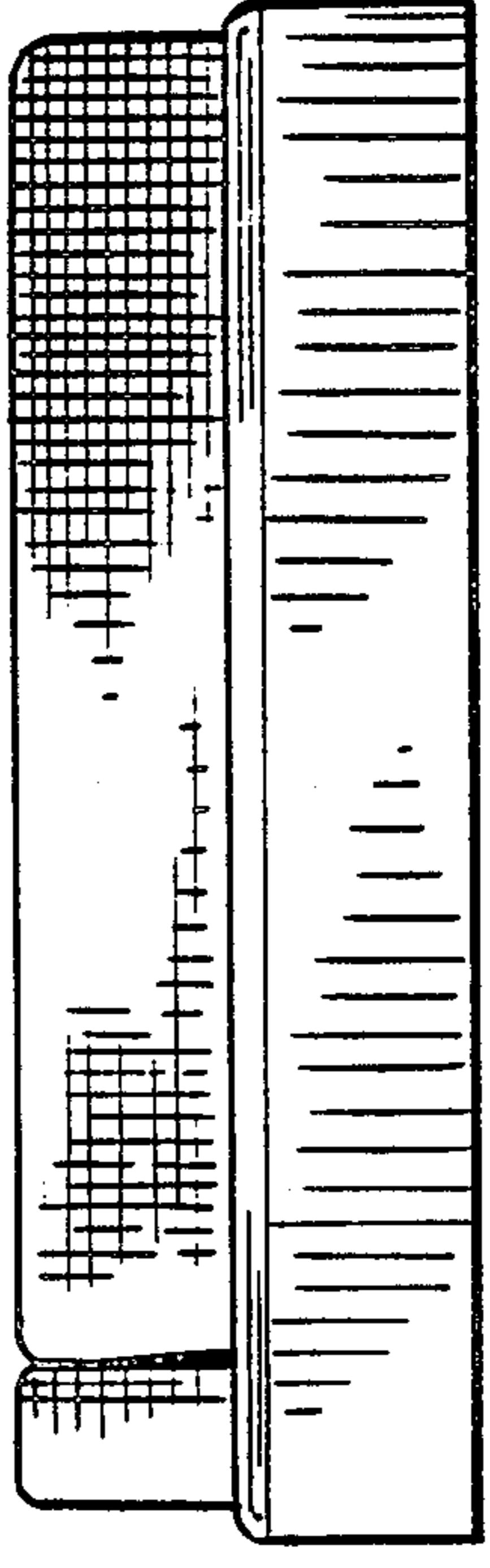
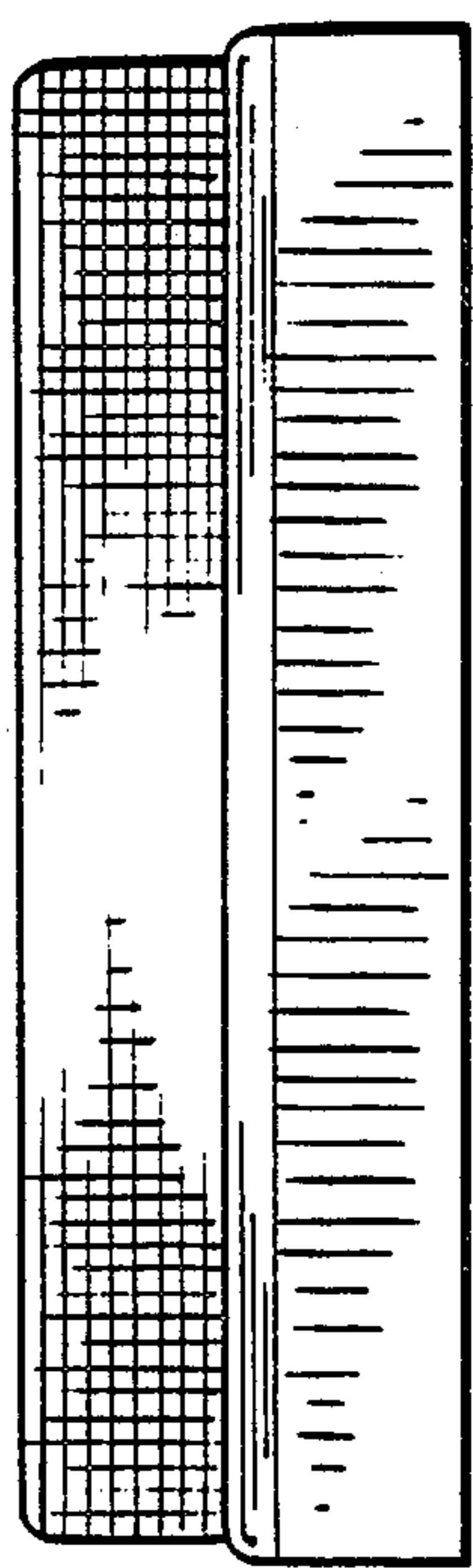


Fig. 2.

Fig. 4.

Fig. 5.



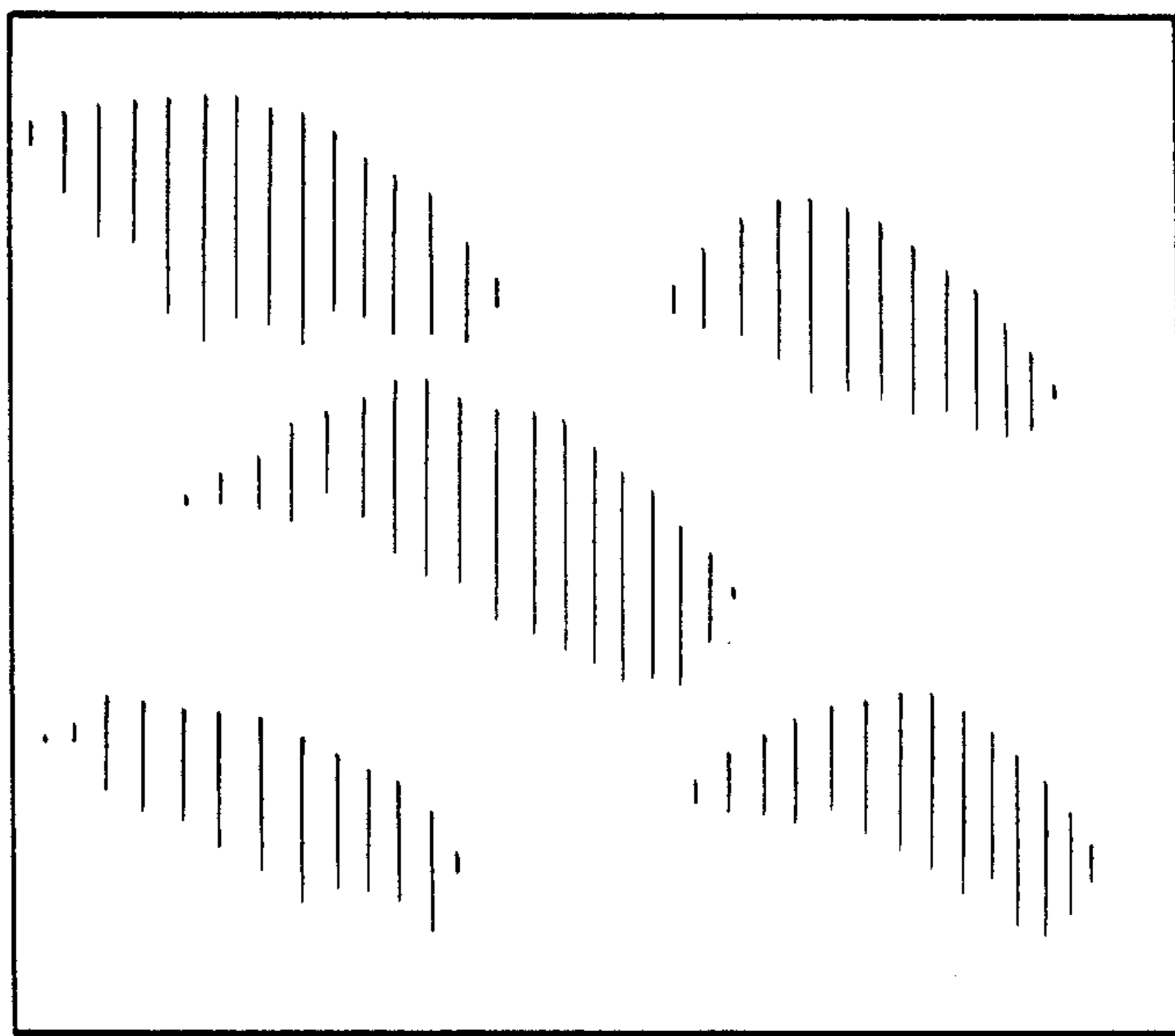


Fig. 6.