

[54] **CALCULATOR COMBINED WITH CLIP**

[75] **Inventor: Danny C. H. Chan, Kowloon, Hong Kong**

[73] **Assignee: Dah Sun Electronics Company Limited, Hong Kong, Hong Kong**

[**] **Term: 14 Years**

[21] **Appl. No.: 805,165**

[22] **Filed: Nov. 20, 1985**

[30] **Foreign Application Priority Data**

Jul. 5, 1985 [GB] United Kingdom 1027727

[52] **U.S. Cl. D18/2; D18/7; D19/65**

[58] **Field of Search D18/2, 7, 12; D8/395; D19/65, 88; 364/706-710; 200/5 A**

[56] **References Cited**

U.S. PATENT DOCUMENTS

D. 274,127 6/1984 Einhorn et al. D19/65

FOREIGN PATENT DOCUMENTS

1012494 12/1983 United Kingdom D18/7

OTHER PUBLICATIONS

Hong Kong Enterprise, 4/84, p. 84-clip calculators in middle.

Primary Examiner—Louis S. Zarfes

[57] **CLAIM**

The ornamental design for a calculator combined with clip, as shown and described.

DESCRIPTION

FIG. 1 is a perspective view of a calculator combined with a clip embodying my new design;
FIG. 2 is a left side elevational view;
FIG. 3 is a front elevational view;
FIG. 4 is a rear side elevational view;
FIG. 5 is a bottom plan view;
FIG. 6 is a left side elevational view in open position.




FIG. 1.

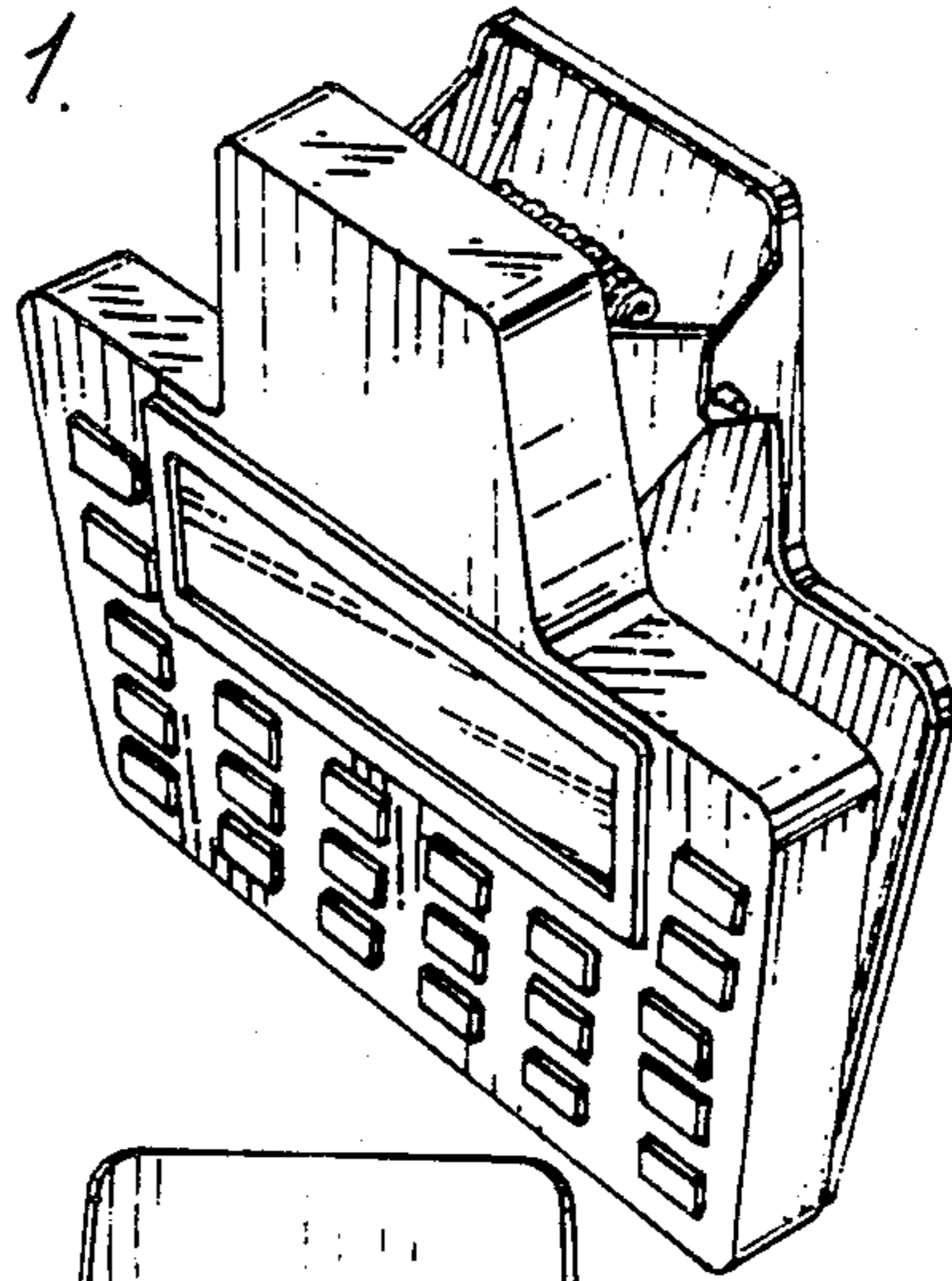


FIG. 2.

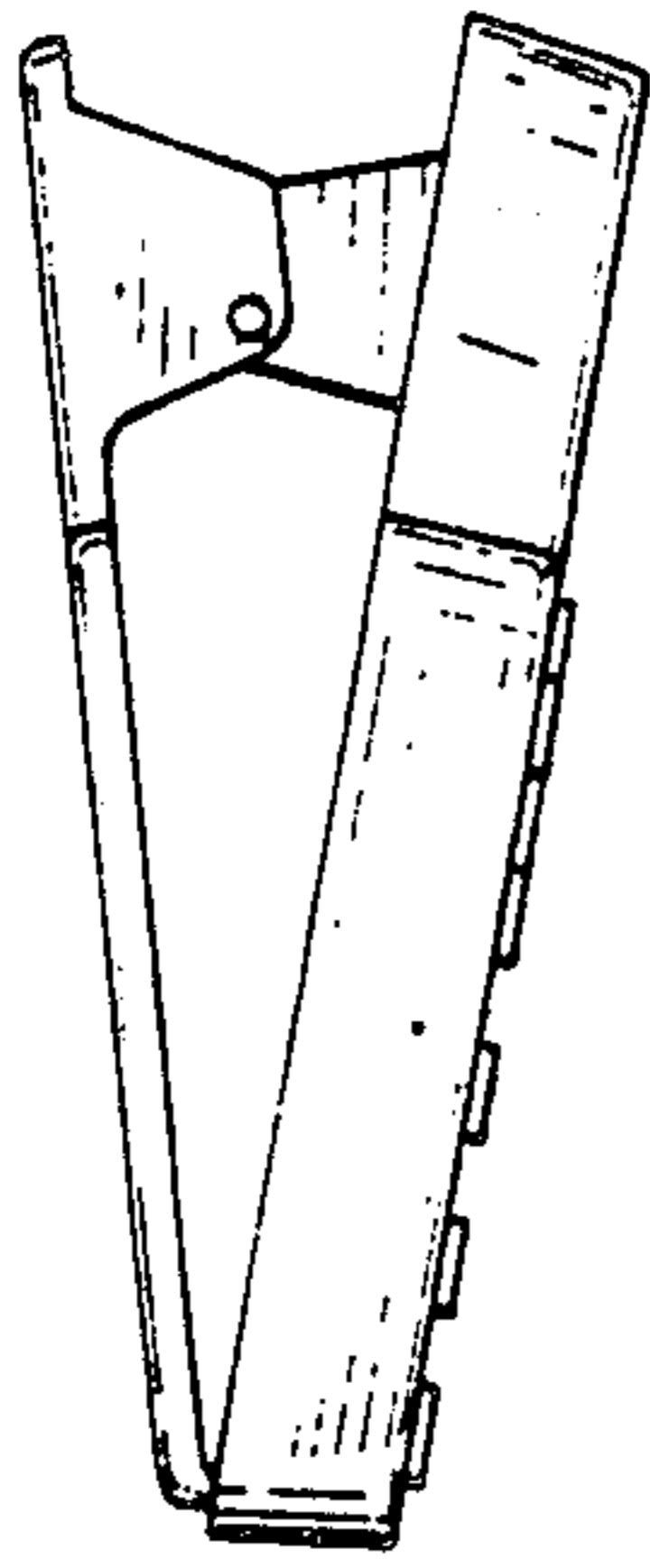


FIG. 3.

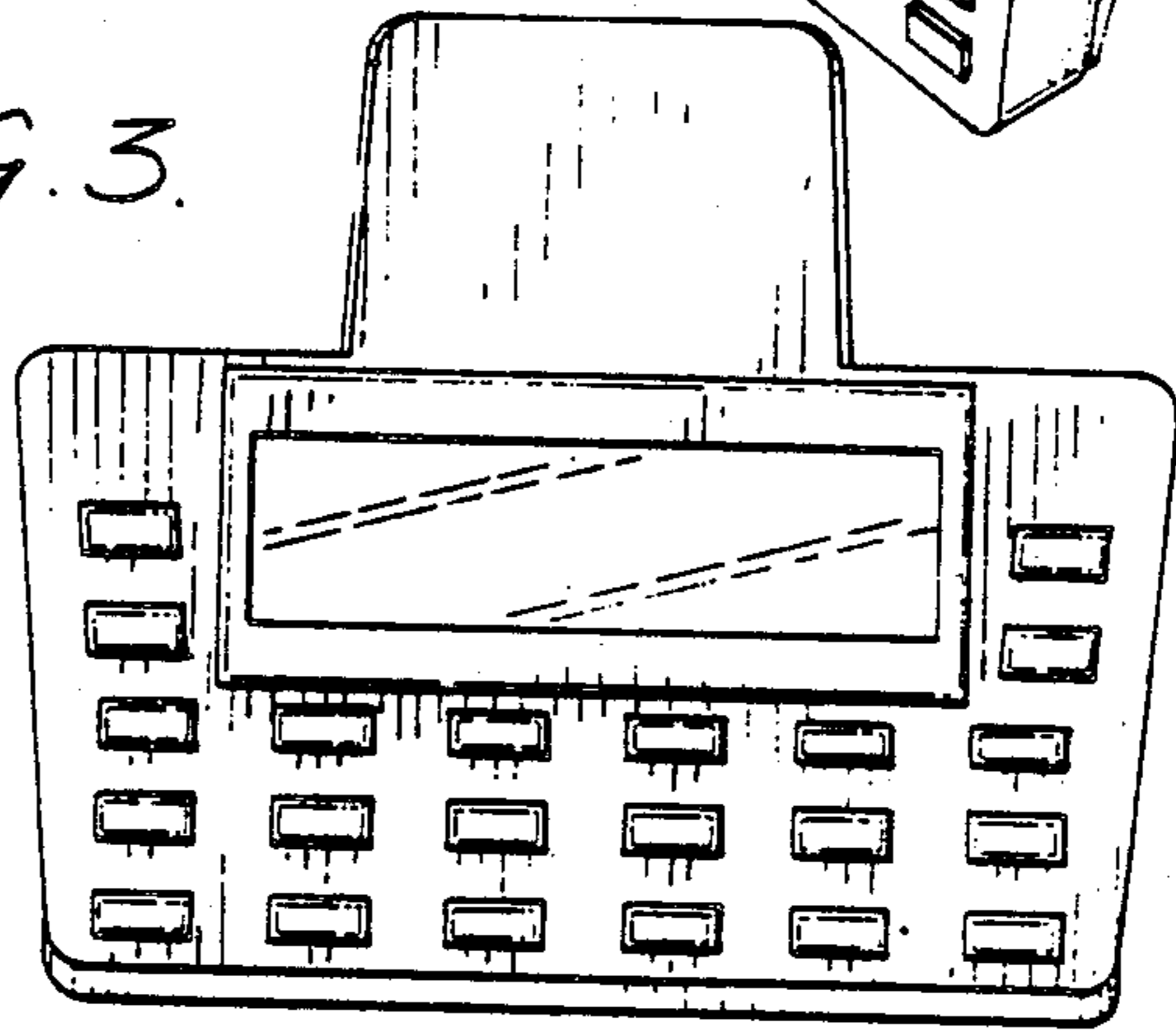


FIG. 4.




FIG. 5.



FIG. 6.

