

# United States Patent [19]

Van Dorssen

[11] Patent Number: Des. 295,860

[45] Date of Patent: \*\* May 24, 1988

[54] LOUDSPEAKER CABINET

[75] Inventor: Albertus Van Dorssen, Best,  
Netherlands

[73] Assignee: U.S. Philips Corporation, New York,  
N.Y.

[\*\*] Term: 14 Years

[21] Appl. No.: 774,199

[22] Filed: Sep. 9, 1985

[30] Foreign Application Priority Data

Mar. 20, 1985 [GB] United Kingdom ..... 1.025.684

[52] U.S. Cl. .... D14/33; D14/30

[58] Field of Search ..... D14/30-37,  
D14/39; 381/90; 181/148, 150, 157, 199

[56] References Cited

## U.S. PATENT DOCUMENTS

D. 256,463 8/1980 Barcus et al. .... D14/33

D. 260,390 8/1981 Bartagni ..... D14/33

D. 261,883 11/1981 Russell et al. .... D14/33

D. 282,162 1/1986 Grimes ..... D14/33

3,135,838 6/1964 Wright ..... 381/90 X

4,296,280 10/1981 Richie ..... 181/150 X

Primary Examiner—Louis S. Zarfes

Assistant Examiner—Theodore M. Shooman

[57] CLAIM

The ornamental design for a loudspeaker cabinet, as shown.

## DESCRIPTION

FIG. 1 is a front, top and right side perspective view of a loudspeaker cabinet showing my new design;

FIG. 2 is a front elevational view thereof;

FIG. 3 is a rear elevational view thereof;

FIG. 4 is a right side elevational view thereof;

FIG. 5 is a left side elevational view thereof;

FIG. 6 is a top plan view thereof; and

FIG. 7 is a bottom plan view thereof.





FIG. 1






FIG. 2

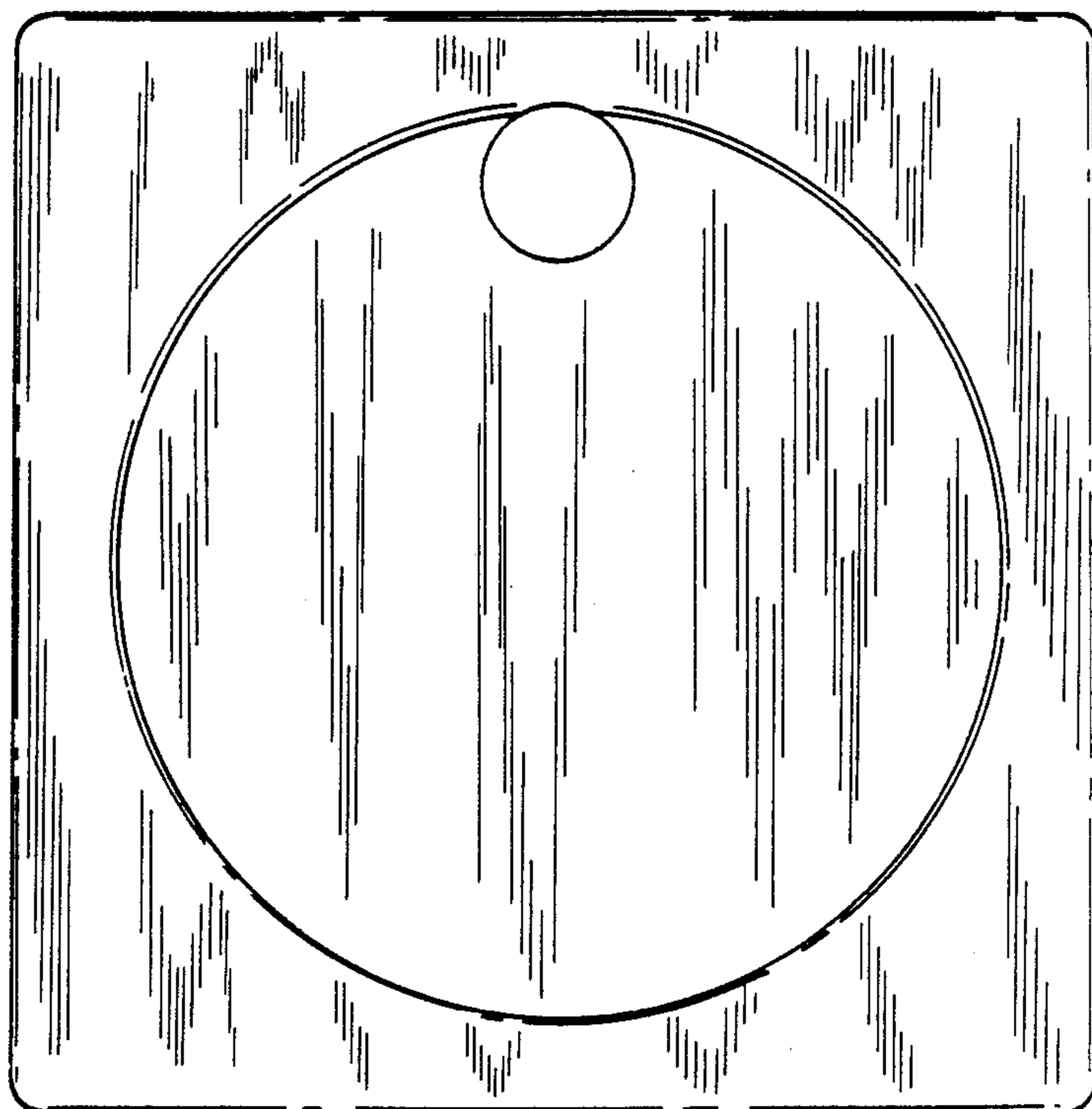


FIG. 3



FIG. 4

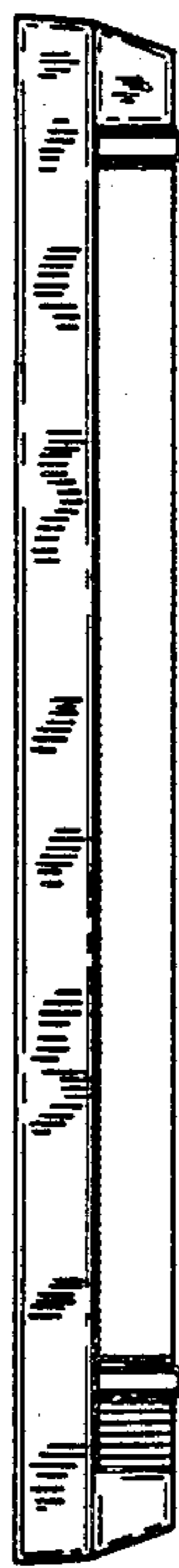


FIG. 5



FIG. 6



FIG. 7