

[54] **VIDEO CASSETTE RECORDER**

[75] **Inventor: Kyu S. Shim, Seoul, Rep. of Korea**

[73] **Assignee: Goldstar Co., Ltd., Seoul, Rep. of Korea**

[**] **Term: 14 Years**

[21] **Appl. No.: 811,346**

[22] **Filed: Dec. 20, 1985**

[30] **Foreign Application Priority Data**

Jun. 27, 1985 [KR] Rep. of Korea 85-8961
[52] **U.S. Cl. D14/2; D14/1**
[58] **Field of Search D14/1, 2, 5, 6, 78, D14/99**

[56] **References Cited**

U.S. PATENT DOCUMENTS

D. 268,263 3/1983 Bullock et al. D14/6
D. 275,566 9/1984 O'Leary D14/1
D. 288,923 3/1987 Miyashita D14/6 X
D. 290,695 7/1987 Doodson D14/6 X

OTHER PUBLICATIONS

Video Review, Nov. 1985, p. 116, top left—Sony 8mm Video Cassette Recorder.
Video Review, Jun. 1984, p. 50, top left—Video Cassette Recorder.
Merchandising, Mar. 1984, p. 71—Zenith Model VR 2000.


Primary Examiner—Bernard Ansher
Assistant Examiner—Theodore M. Shooman
Attorney, Agent, or Firm—Birch, Stewart, Kolasch & Birch

[57] **CLAIM**

The ornamental design for a video cassette recorder, as shown.

DESCRIPTION

FIG. 1 is a top, front, and right side perspective view of a video cassette recorder showing my new design; FIG. 2 is a top plan view thereof; FIG. 3 is a front elevational view thereof; FIG. 4 is a bottom plan view thereof; FIG. 5 is a rear elevational view thereof; FIG. 6 is a right side elevational view thereof; and FIG. 7 is a left side elevational view thereof.



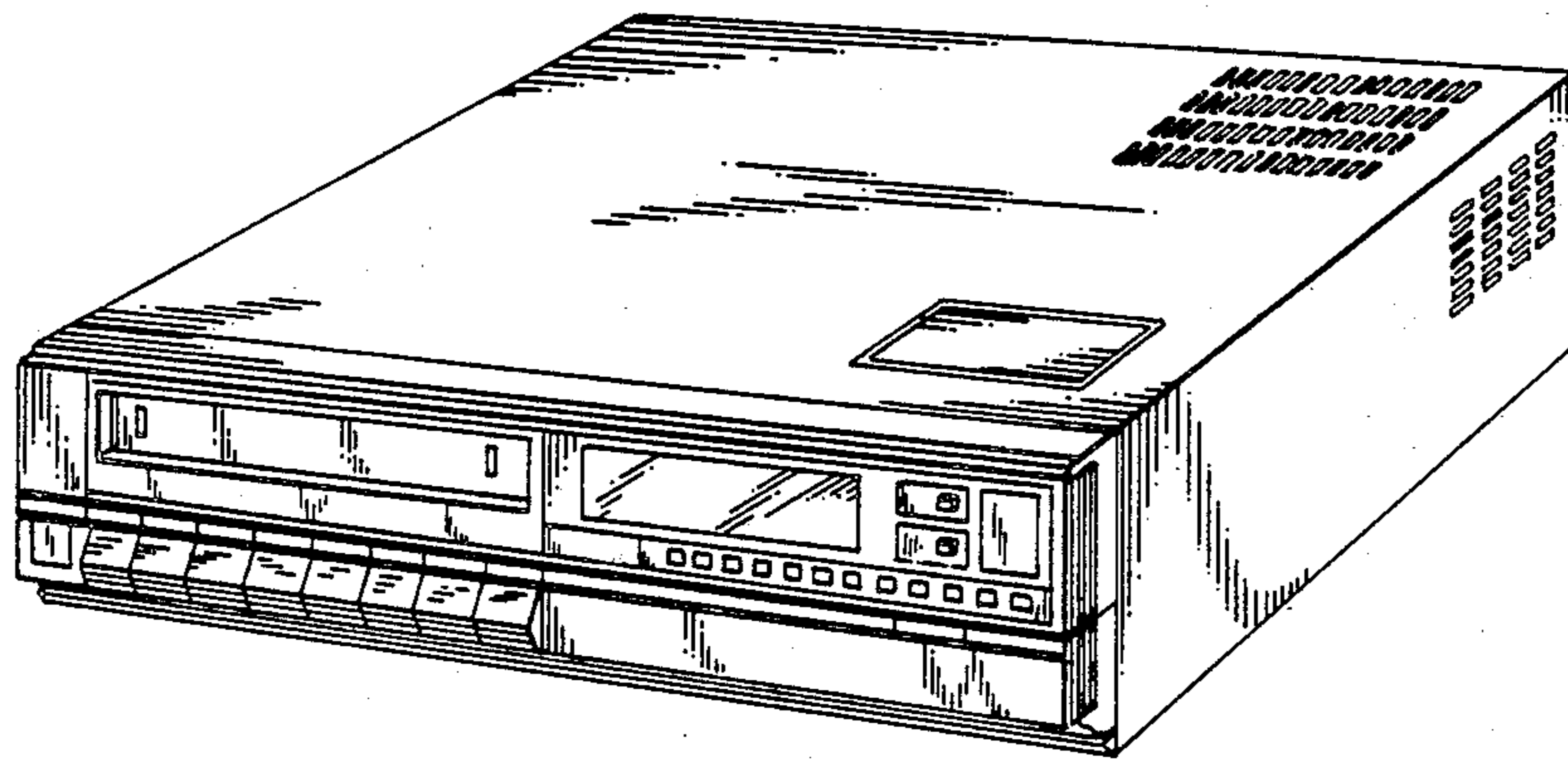


FIG. 1

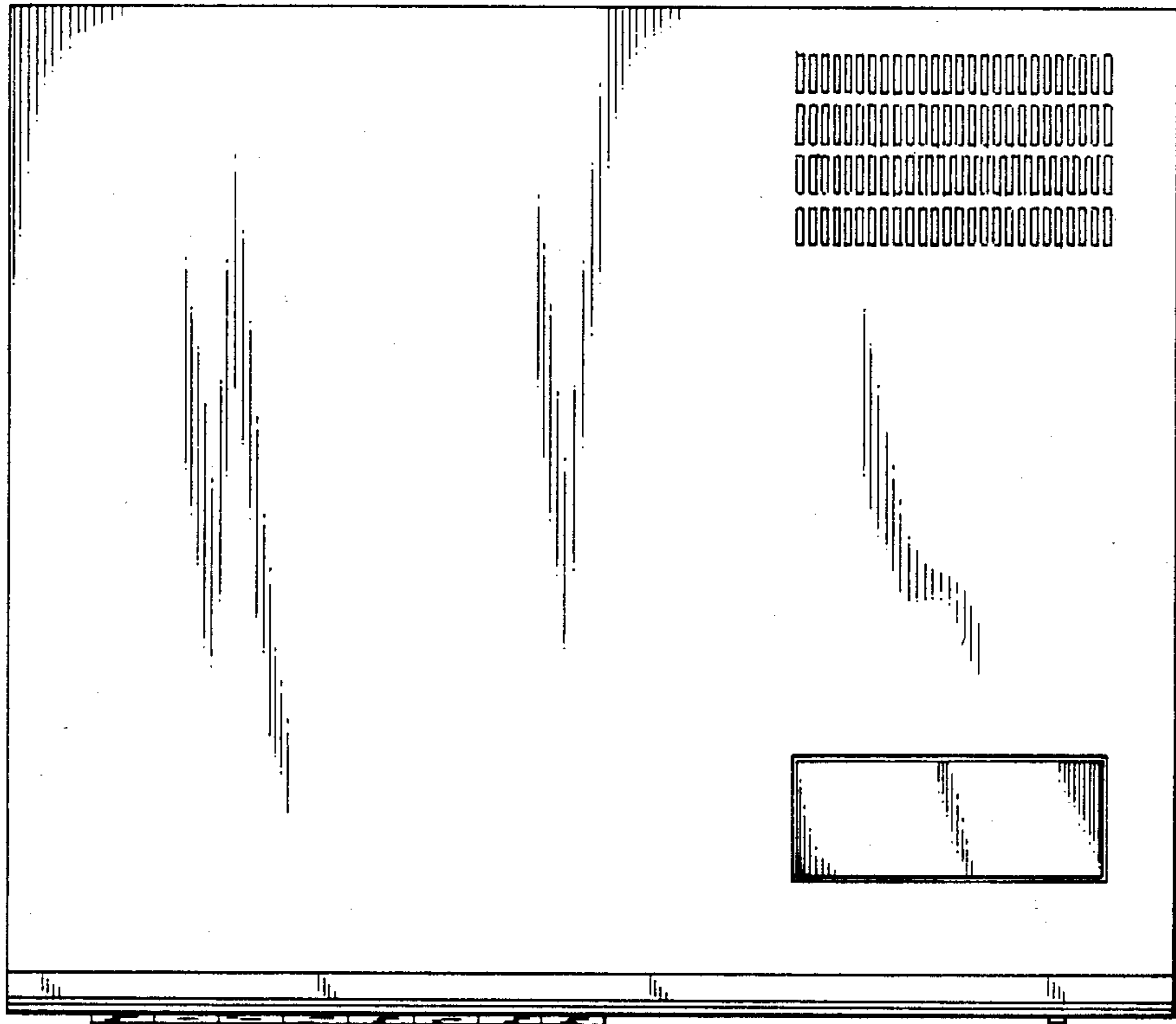


FIG. 2

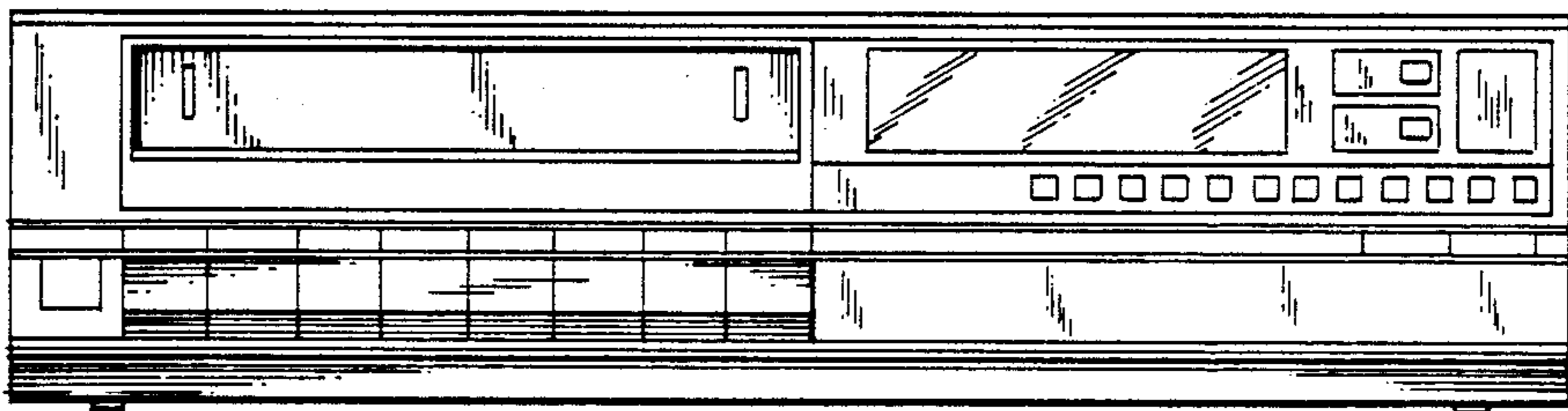


FIG. 3




FIG. 4

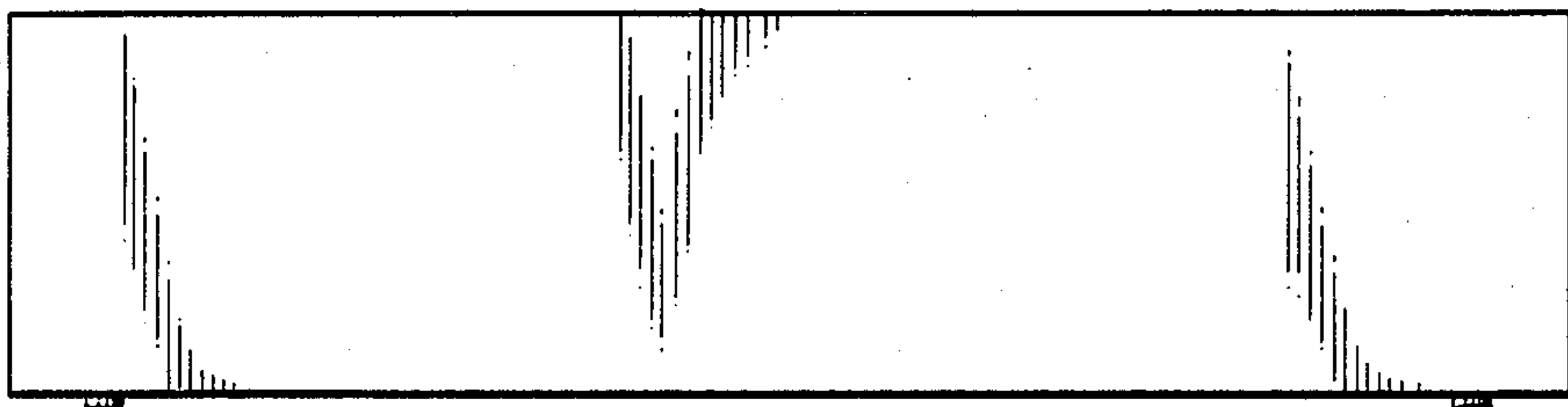


FIG. 5




FIG. 6

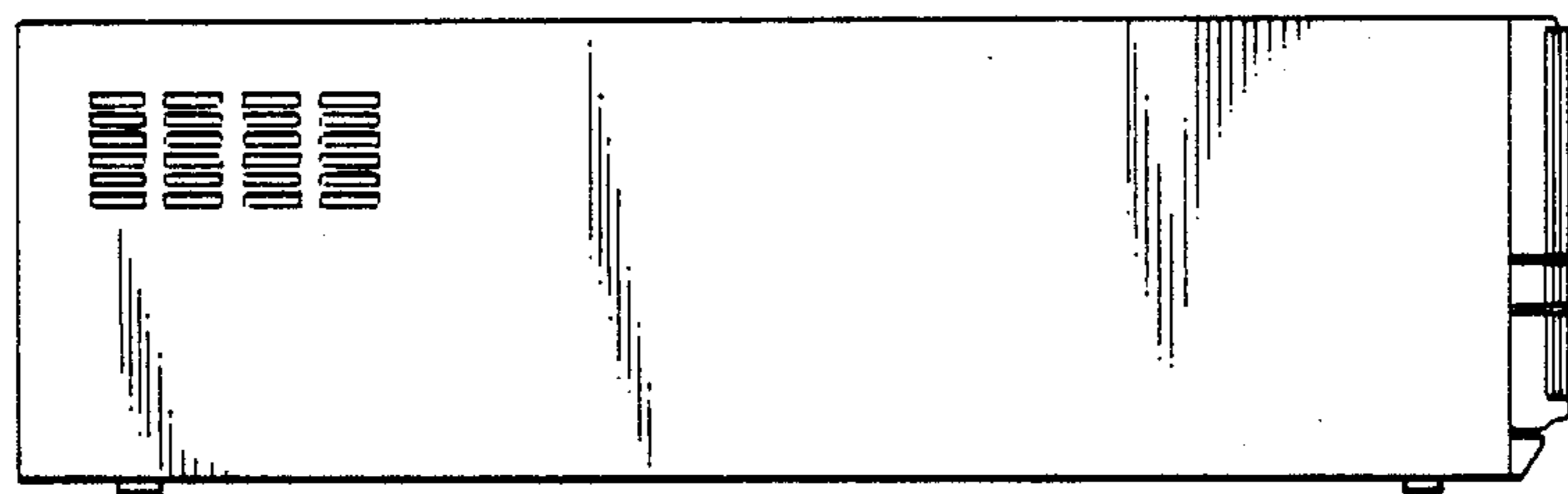


FIG. 7