

[54] **WALL BLOCK**  
 [75] **Inventor: Paul J. Forsberg, Richfield, Minn.**  
 [73] **Assignee: Keystone Retaining Wall Systems, Inc., Edina, Minn.**  
 [\*\*] **Term: 14 Years**  
 [21] **Appl. No.: 13,383**  
 [22] **Filed: Feb. 11, 1987**  
 [52] **U.S. Cl. .... D25/113; D25/116**  
 [58] **Field of Search ..... 405/284, 285, 286, 33; 404/41, 42, 34; 52/608, 605; D25/113, 114, 116, 58**

4,016,693 4/1977 Warren ..... 52/605 X  
 4,110,949 9/1978 Cambuzzi et al. .  
 4,207,718 6/1980 Schaaf et al. .  
 4,208,850 6/1980 Collier .  
 4,228,628 10/1980 Schlomann .  
 4,229,123 10/1980 Heinzmann .  
 4,454,699 6/1984 Strobl .  
 4,496,266 1/1985 Ruckstuhl ..... D25/80 X  
 4,524,551 6/1985 Scheiwiller .  
 4,572,699 2/1986 Rinninger .

**FOREIGN PATENT DOCUMENTS**

392474 11/1908 France .  
 1385207 2/1975 United Kingdom .

**OTHER PUBLICATIONS**

The Besser Company Bulletin, Feb. 1985.  
 The Hollow Building Tile Assoc. Handbook, p. 11, Jan. 1924.

*Primary Examiner*—A. Hugo Word  
*Attorney, Agent, or Firm*—Burd, Bartz & Gutenkauf

[56] **References Cited**  
**U.S. PATENT DOCUMENTS**

126,547 5/1872 Hickcox .  
 228,052 5/1880 Frost .  
 566,924 9/1896 Morrin .  
 810,748 1/1906 Haller et al. .  
 1,092,621 4/1914 Worner .  
 1,222,061 4/1917 Bartells ..... D25/113 X  
 1,414,444 5/1922 Straight .  
 1,456,498 5/1923 Binns .  
 2,235,646 3/1941 Schaffer .  
 2,882,689 4/1959 Huch et al. .... 405/284  
 2,963,828 12/1960 Belliveau .  
 3,036,407 5/1962 Dixon .  
 3,274,742 9/1966 Paul, Jr. et al. .  
 3,390,502 7/1968 Carroll .  
 3,430,404 3/1969 Muse .  
 3,557,505 1/1971 Kaul .  
 3,936,987 2/1976 Calvin .  
 3,995,434 12/1976 Kato et al. .

[57] **CLAIM**  
 The ornamental design of a wall block, substantially as shown and described.

**DESCRIPTION**

FIG. 1 is a perspective view of a wall block showing my new design;  
 FIG. 2 is a top view thereof;  
 FIG. 3 is a bottom view thereof;  
 FIG. 4 is a side view thereof, the opposite being a mirror image thereof;  
 FIG. 5 is a front view thereof; and  
 FIG. 6 is a rear view thereof.

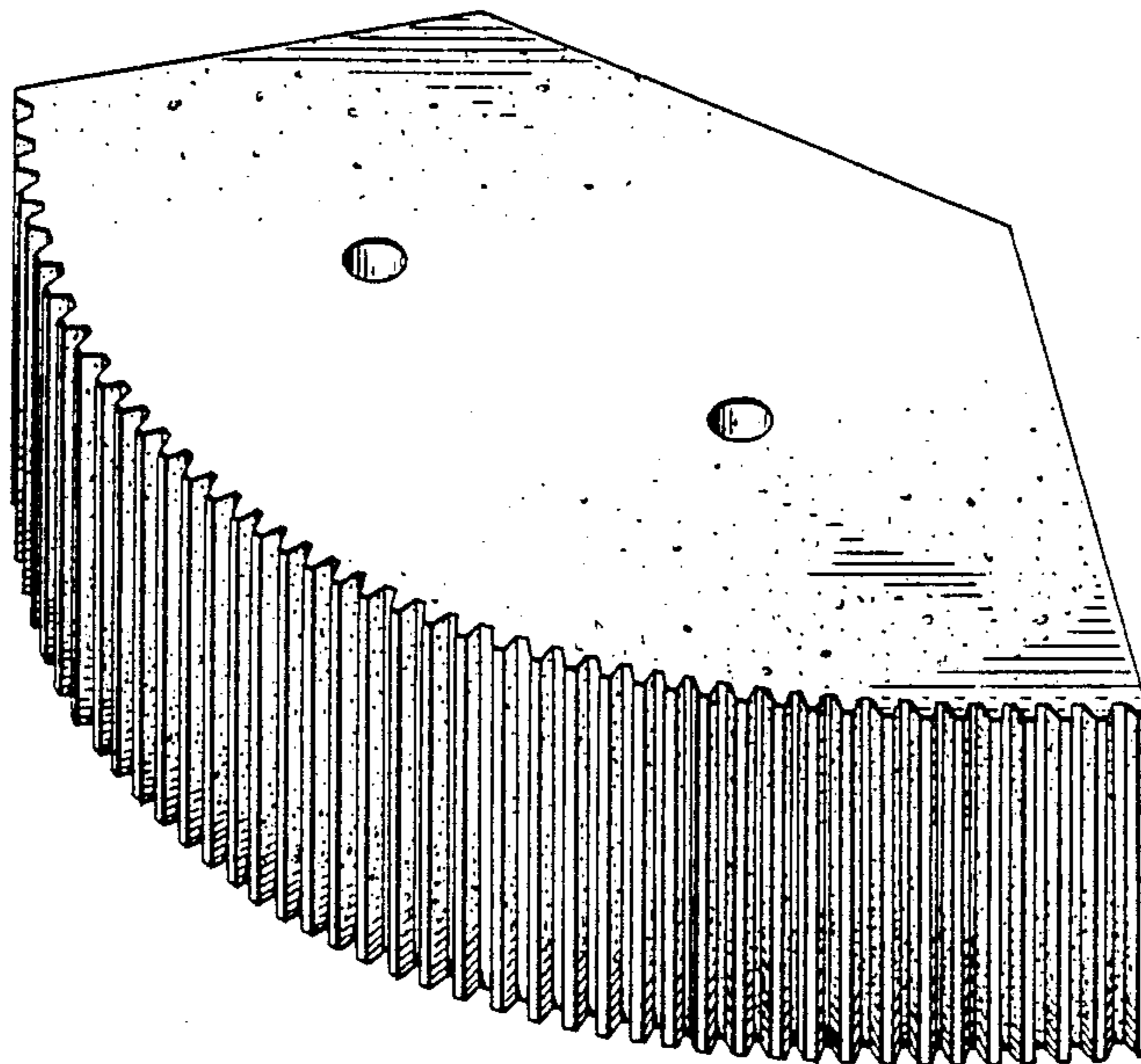


Fig. - 4



Fig. - 1

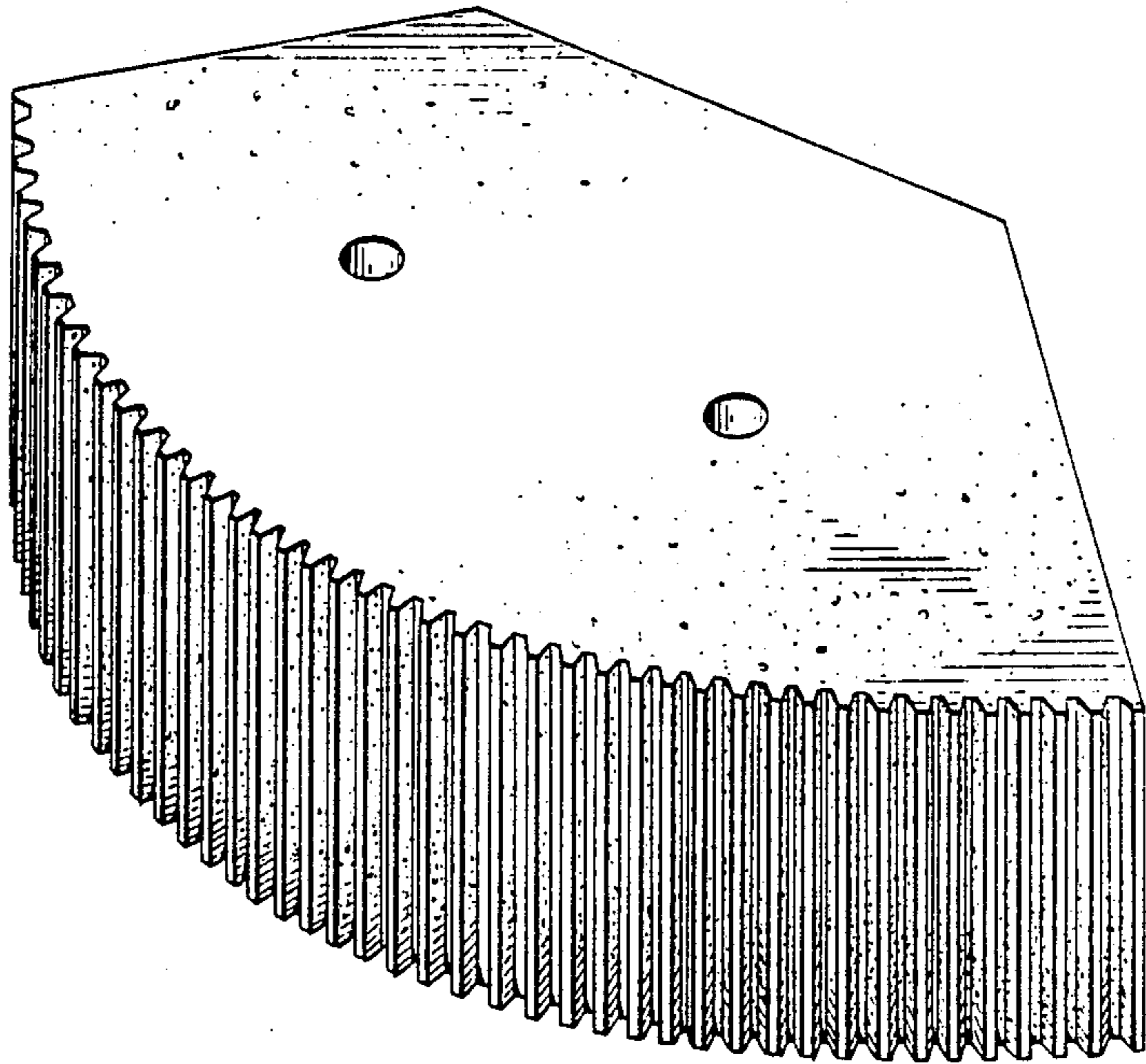


Fig. - 5




Fig. - 6




Fig. - 2

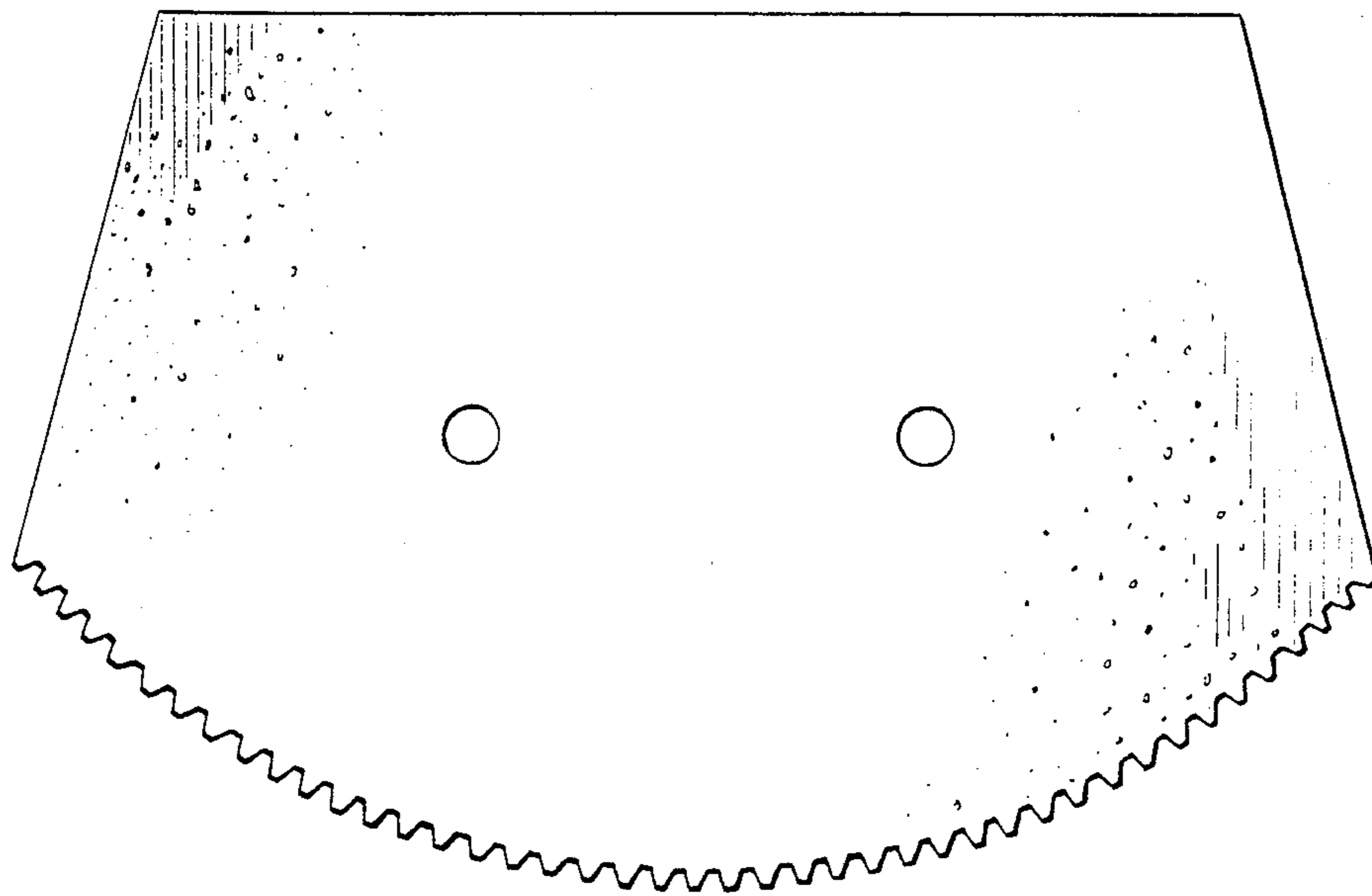


Fig. - 3

