

[54] COMBINED FLAGSTAFF AND SUPPORT
BASE BRACKET

[76] Inventor: Richard J. Blackburn, 2607 W. 68th
St., Tulsa, Okla. 74132

[**] Term: 14 Years

[21] Appl. No.: 771,038

[22] Filed: Aug. 30, 1985

[52] U.S. Cl. D11/182; D8/382;
D8/394; D11/181

[58] Field of Search D11/166, 181, 182, 183;
D21/255; D8/382, 394-395; 248/511, 536, 538,
539; 116/28, 173, 174

[56] References Cited

U.S. PATENT DOCUMENTS

- D. 185,656 7/1959 Behnk D11/181 X
- D. 277,934 3/1985 Beckrot D8/382 X
- 3,870,259 3/1975 Reynolds 248/539

- 4,123,030 10/1978 Johansson 248/539 X
- 4,158,925 6/1979 Gagnon 116/28 R X
- 4,163,426 8/1979 O'Neill 116/28 R
- 4,519,153 5/1985 Moon et al. 116/28 R X
- 4,650,147 3/1987 Griffin 248/539

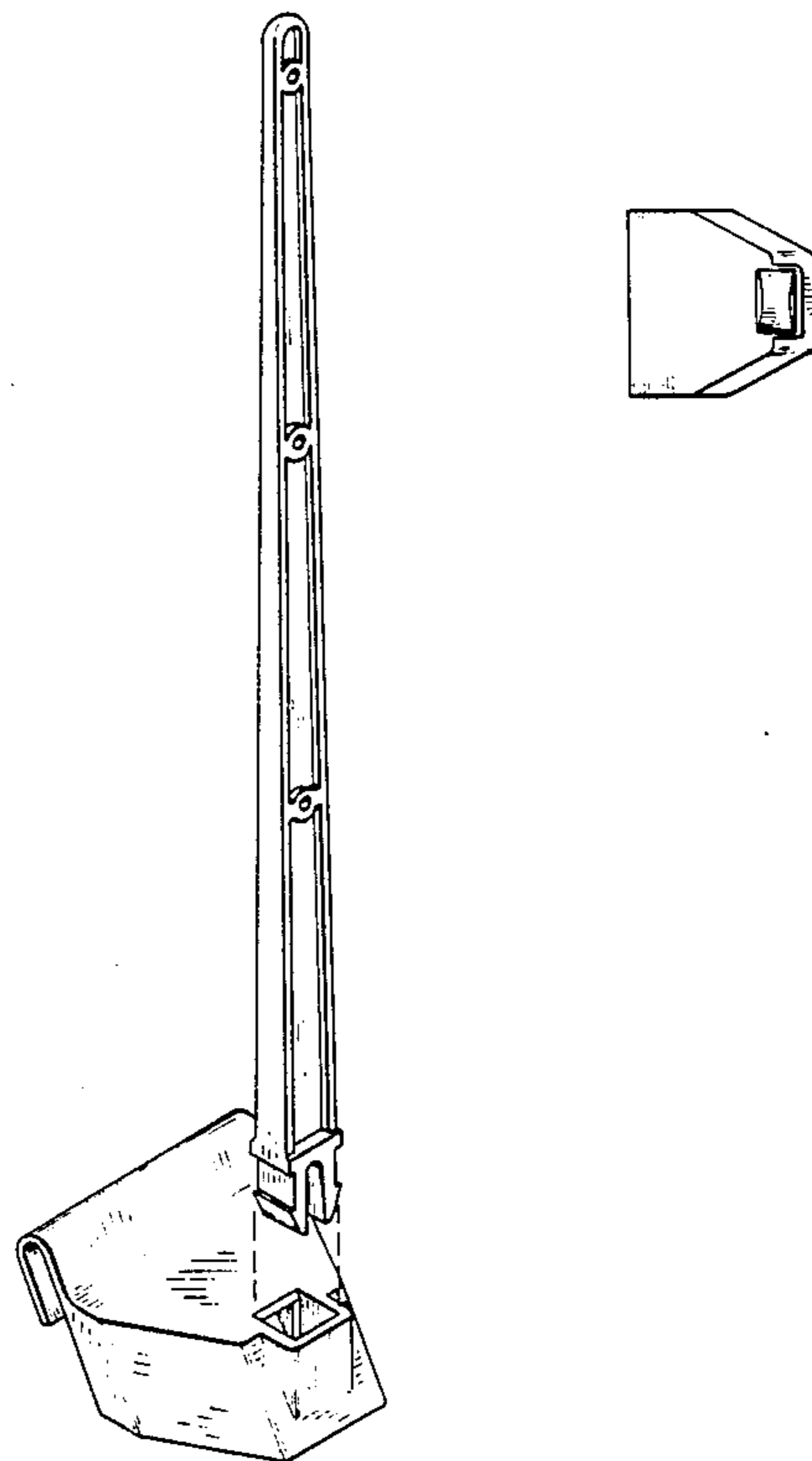
Primary Examiner—Winifred E. Herrmann
Attorney, Agent, or Firm—Robert B. Stevenson

[57] CLAIM

The ornamental design for a combined flagstaff and support base bracket, substantially as shown and described.

DESCRIPTION

FIG. 1 is a front elevational view of a combined flagstaff and support base bracket showing my new design.
 FIG. 2 is a left side elevational view thereof.
 FIG. 3 is a right side elevational view thereof.
 FIG. 4 is a top plan view thereof.
 FIG. 5 is a bottom view thereof.
 FIG. 6 is an exploded front and right side perspective view thereof.



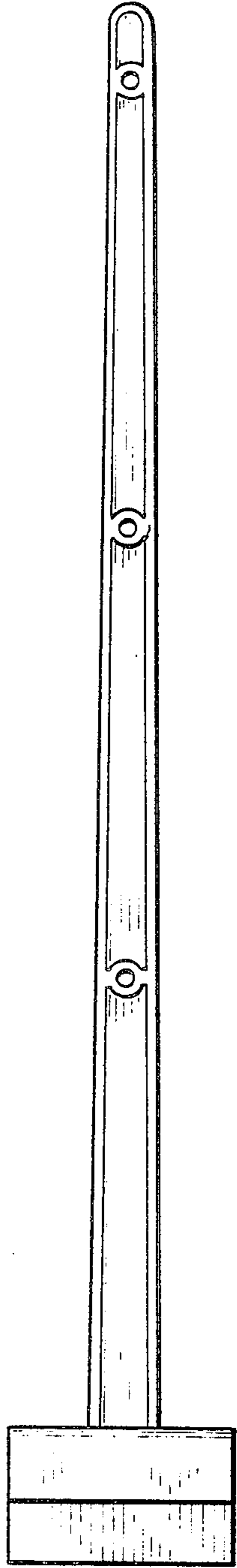


Fig. 2




Fig. 1

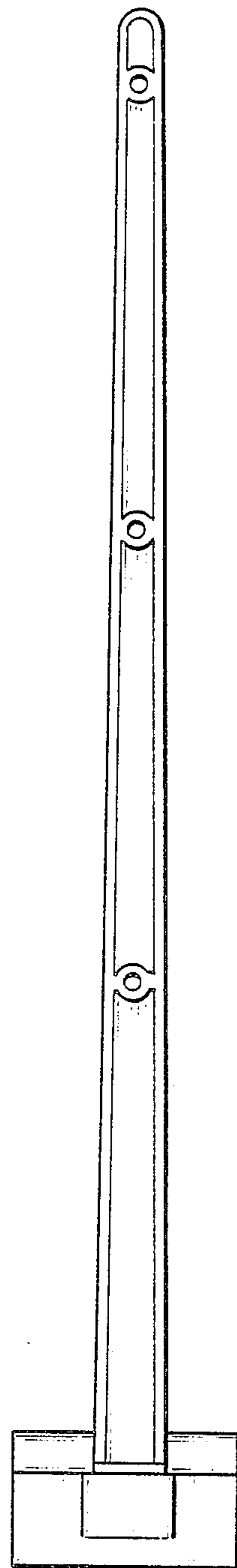


Fig. 3

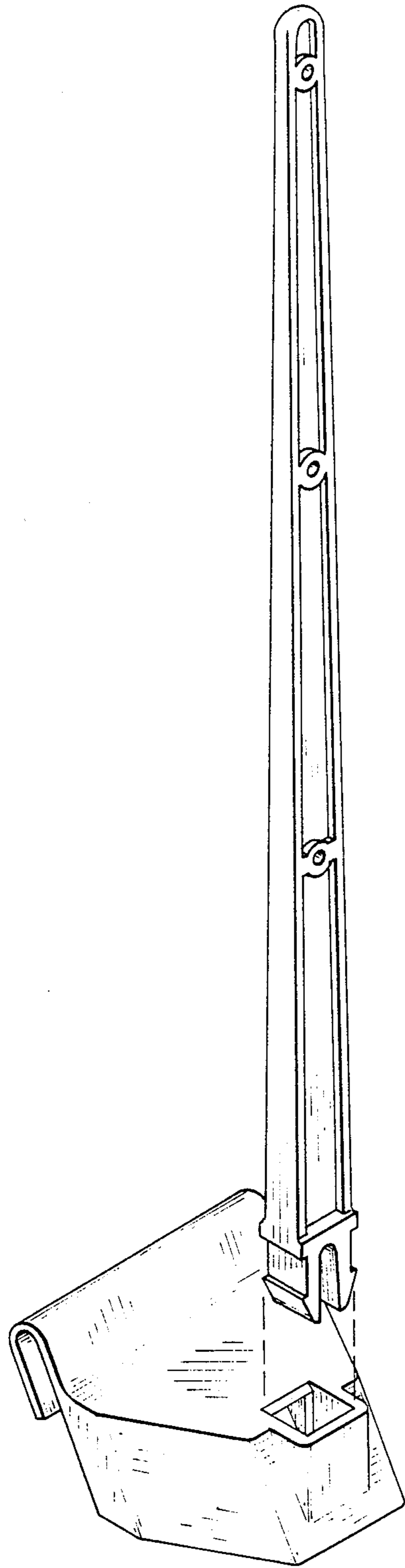


Fig. 6

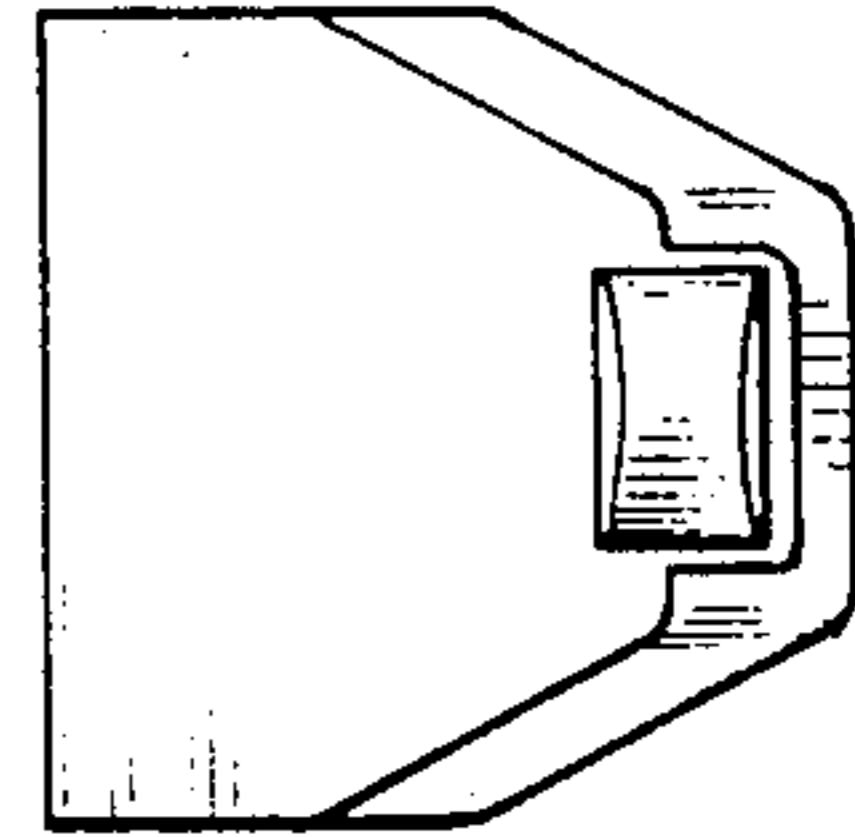


Fig. 4

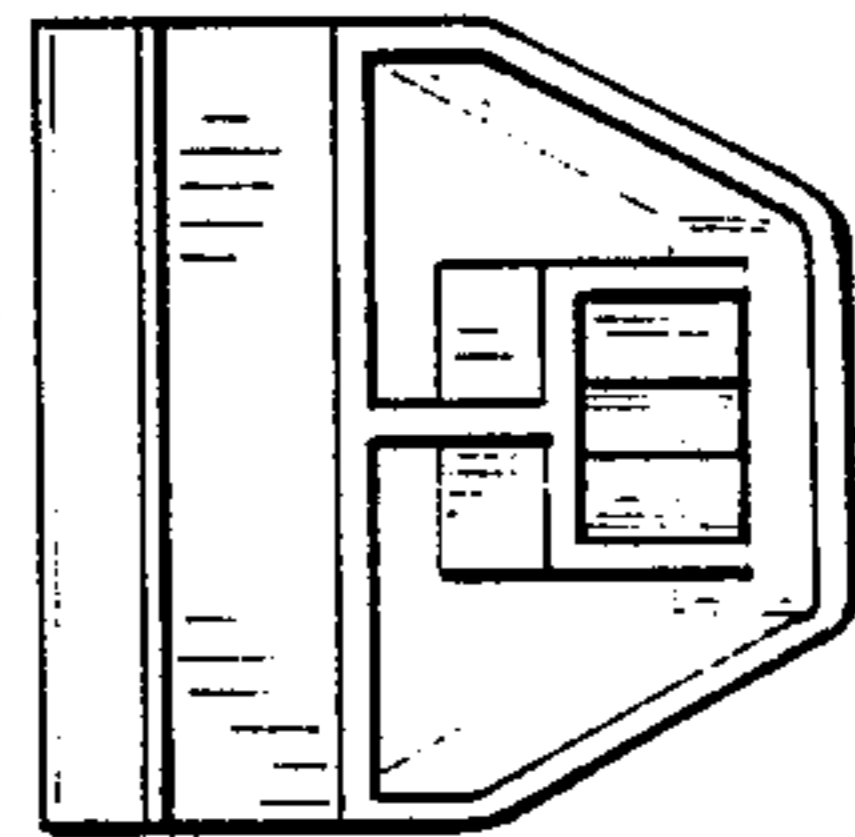


Fig. 5