

[54] ENTERTAINMENT CABINET UNIT

[75] Inventor: Gary A. Huffstetler, Lenoir, N.C.

[73] Assignee: Broyhill Furniture Industries, Inc.,
Lenoir, N.C.

[**] Term: 14 Years

[21] Appl. No.: 18,132

[22] Filed: Feb. 24, 1987

[52] U.S. Cl. D6/436

[58] Field of Search D6/436, 437, 438, 439,
D6/440, 477, 445, 446, 478, 479, 470, 441, 442;
312/204, 245, 257

[56] References Cited

U.S. PATENT DOCUMENTS

D. 256,307 8/1980 Frank D6/436
D. 263,437 3/1982 Parrish, III D6/438
D. 288,393 2/1987 Mottais D6/436

FOREIGN PATENT DOCUMENTS

962107 7/1973 United Kingdom D6/470 X
964686 2/1974 United Kingdom D6/470 X

OTHER PUBLICATIONS

Home Furnishings Daily—Retailing Home Furnishings

Section One, Jul. 5, 1982, p. 21; shelf-bookcase unit on page.

"WS.4 Wall System" by Drexel ©1981; front cover bookcase on page.

"Editions" by Drexel, Nov. 1981; back cover arrangement #3 top right on page.

"Event I" by Burlington ©1983, inside page; bookcase on page.

Primary Examiner—Carmen H. Vales

Attorney, Agent, or Firm—Donald J. Fitzpatrick

[57] CLAIM

The ornamental design for an entertainment cabinet unit, as shown and described.

DESCRIPTION


FIG. 1 is a front elevational view of an entertainment cabinet unit showing my new design;

FIG. 2 is a top plan view thereof;

FIG. 3 is a front elevational view of a second embodiment of the entertainment cabinet unit shown in FIG. 1, the top view being identical to FIG. 2;

FIG. 4 is a front elevational view of a third embodiment of the entertainment cabinet unit shown in FIG. 1; and FIG. 5 is a side elevational view of FIGS. 1, 3 and 4, the opposite sides being a mirror image thereof.

The rear of the unit of FIGS. 1, 3 and 4 is flat and unornamented.






FIG. 3

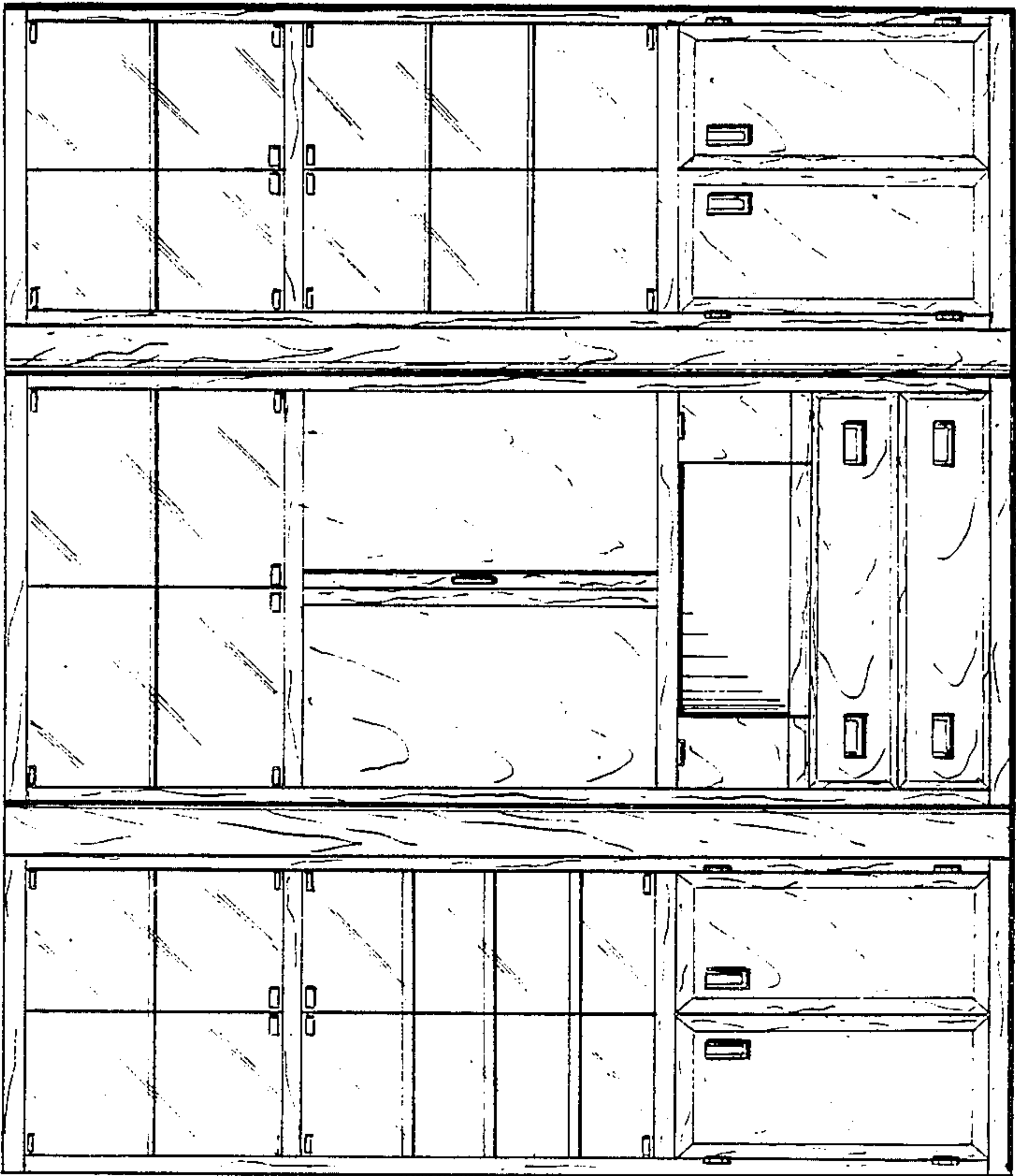


FIG. 1




FIG. 2



FIG. 5



FIG. 4