

[54] COMBINED BRUSH AND SPONGE

[76] Inventor: Jack W. Kaufman, 357 Frankel Blvd., Merrick, N.Y. 11566

[\*\*] Term: 14 Years

[21] Appl. No.: 845,773

[22] Filed: Mar. 24, 1986

[52] U.S. Cl. .... D4/120; D32/42

[58] Field of Search ..... D4/116, 119, 120, 130, D4/137, 138; D32/40, 42; 401/28, 291, 268; 15/105, 106, 107, 110, 114, 116, 118, 159 R, 159 A, 160, 186-188, 208, 209 R, 210 R, 244

[56] References Cited

U.S. PATENT DOCUMENTS

D. 211,315	6/1968	Kaufman	.....	D4/120
D. 211,851	8/1968	Ballard	.....	D4/120
D. 227,718	7/1973	Kaufman	.....	D4/120
D. 236,666	9/1975	Kaufman	.....	D4/120
D. 242,584	12/1976	Kaufman	.....	D4/120
D. 242,585	12/1976	Kaufman	.....	D4/120
D. 242,586	12/1976	Kaufman	.....	D4/120

D. 242,668	12/1976	Kaufman	.....	D4/120
D. 246,079	10/1977	Kaufman	.....	D4/120

Primary Examiner—Catherine E. Kemper  
Attorney, Agent, or Firm—Lackenbach Siegel Marzullo & Aronson

[57] CLAIM

The ornamental design for a combined brush and sponge, substantially as shown and described.

DESCRIPTION

FIG. 1 is a perspective view of a combined brush and sponge shown with the sponge portion, partly broken away, to complete the disclosure;

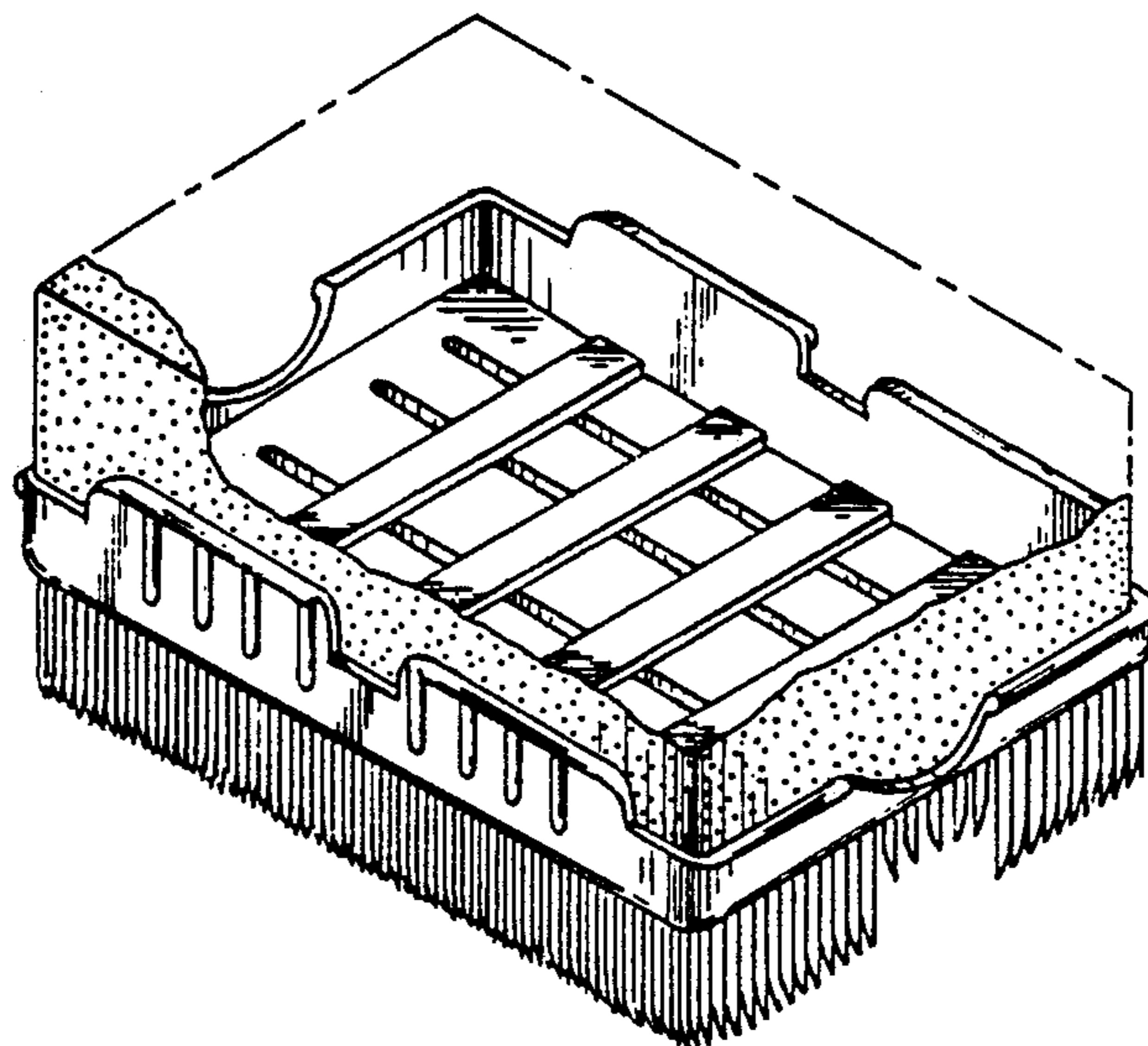
FIG. 2 is a side elevational view thereof;

FIG. 3 is an end elevational view thereof;

FIG. 4 is a bottom plan view thereof, shown in fragmentary form for convenience of illustration; and

FIG. 5 is a sectional view taken along the line 5—5 of FIG. 3;

The rows of bristles are continuous along the line indicated in FIG. 2 and are shown fragmentarily for convenience of illustration.



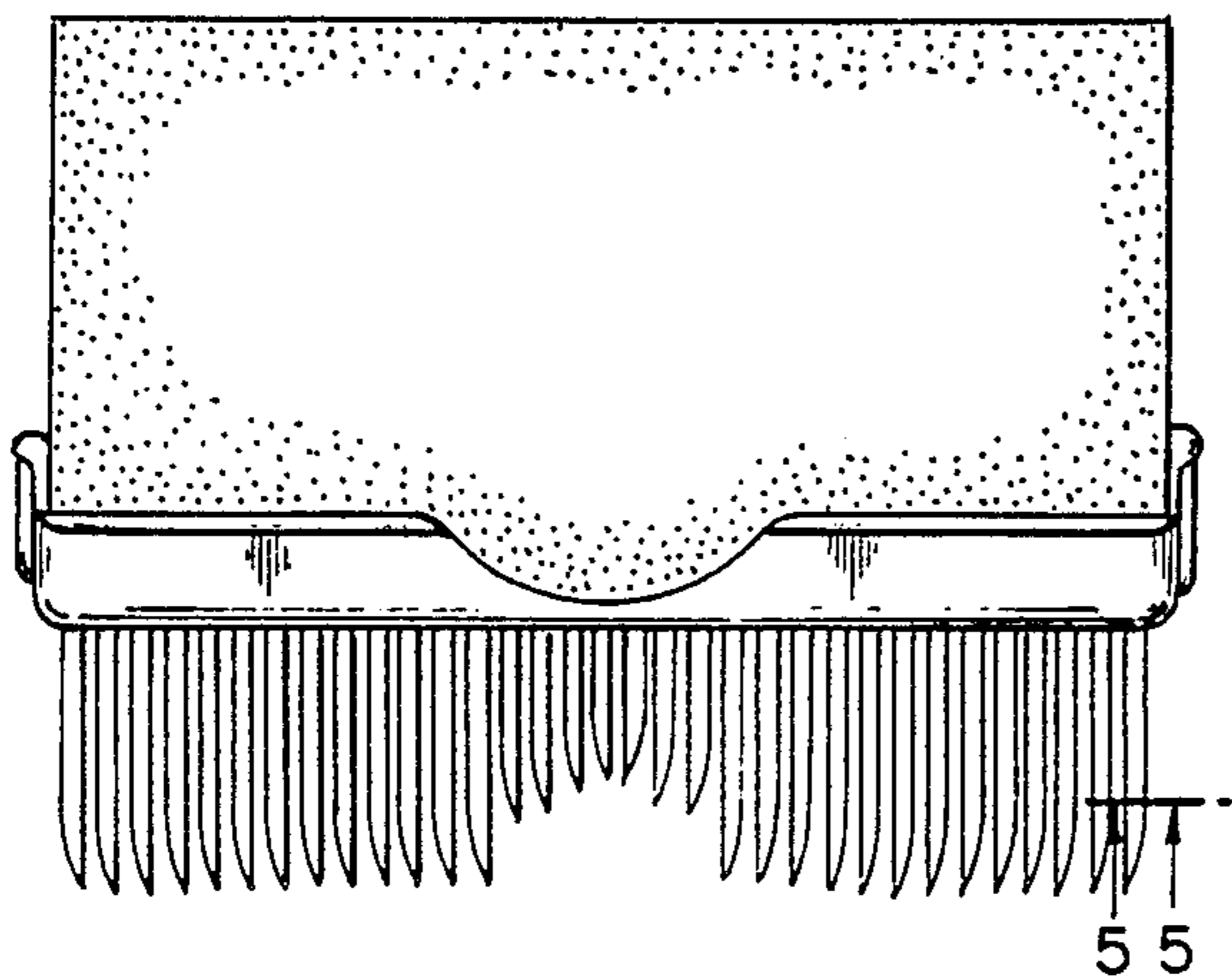
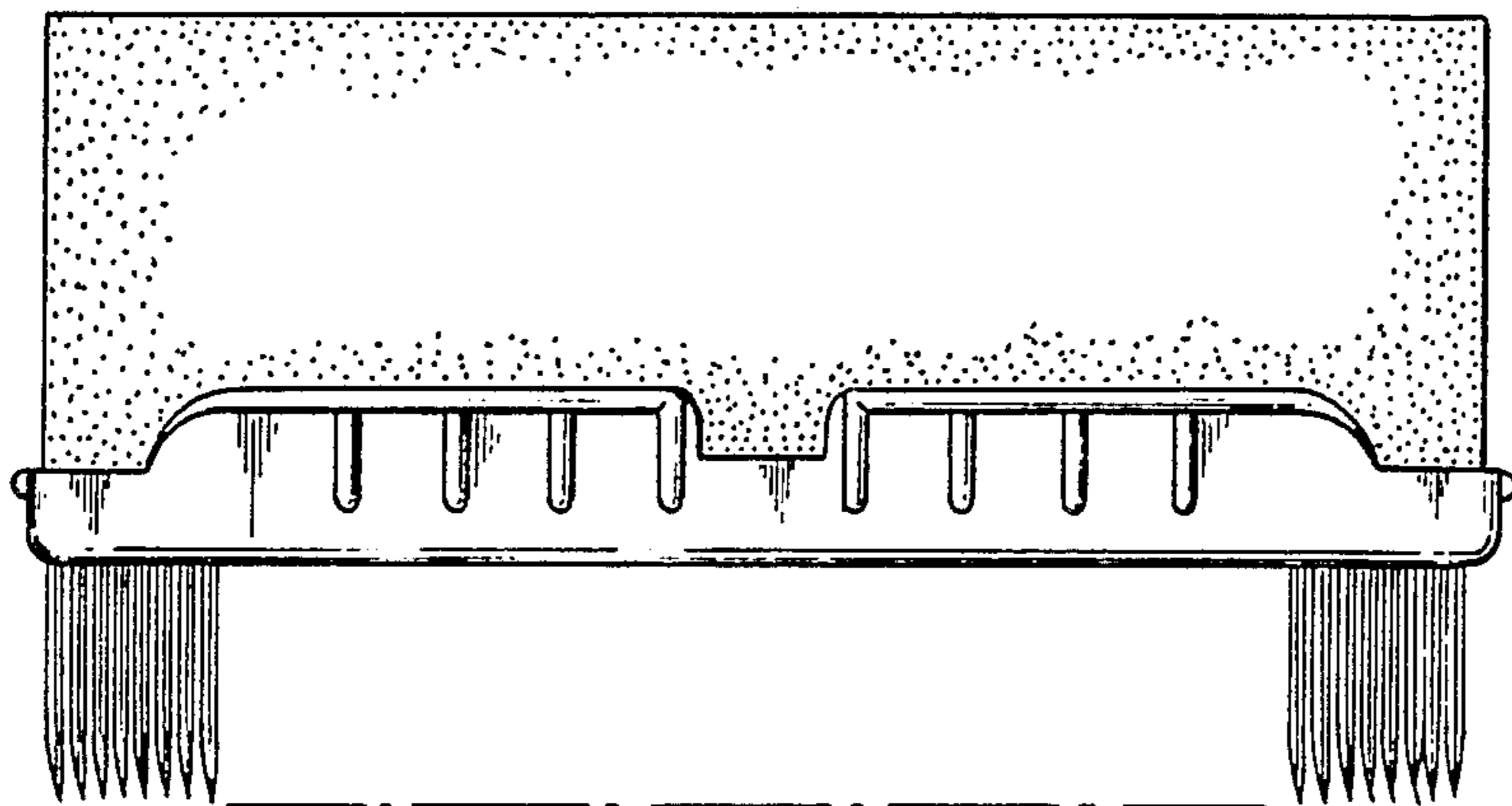

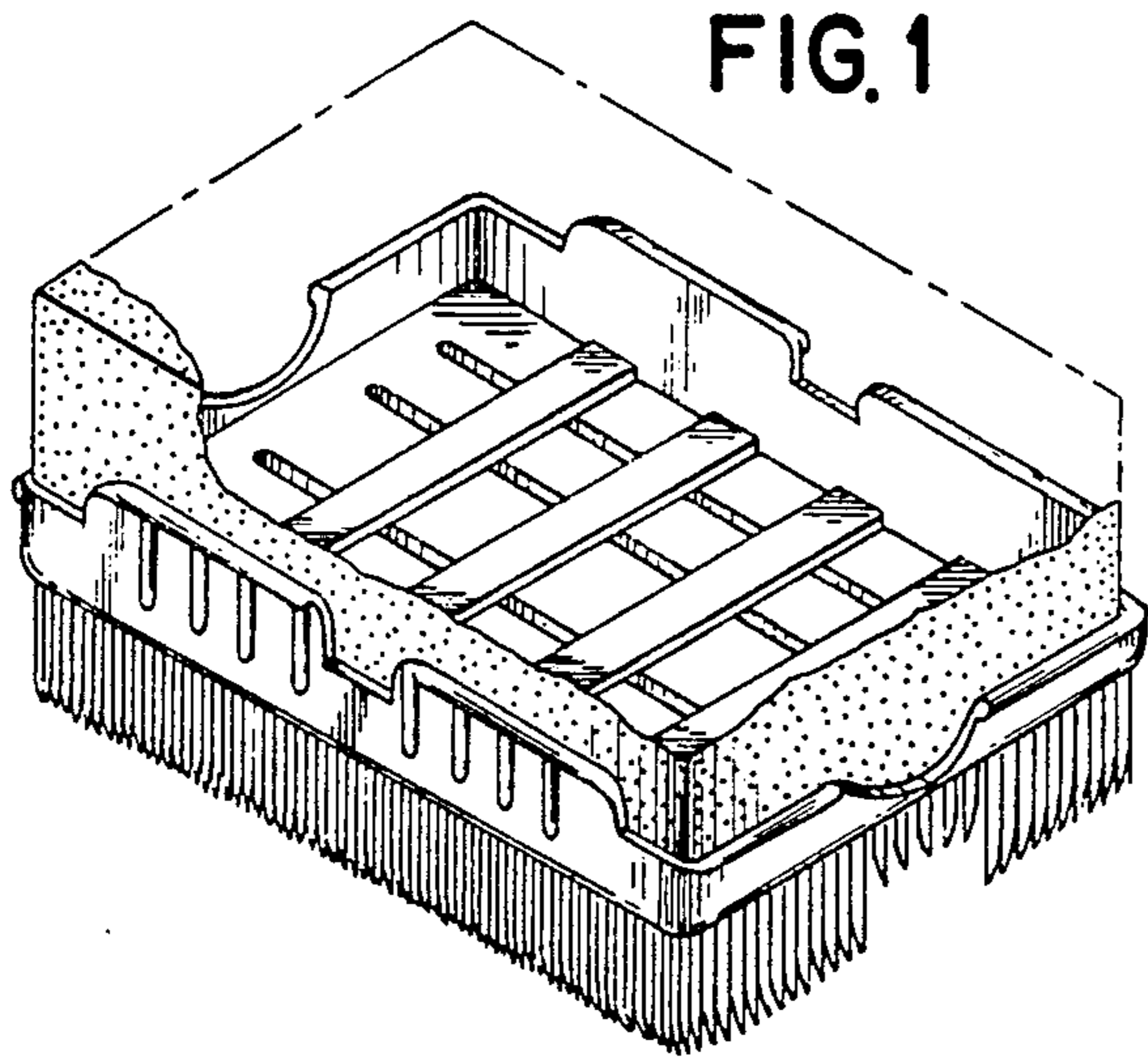


FIG. 4

FIG. 2

FIG. 3



FIG. 5