

[54] ELEMENT OF A SHOE UPPER

[75] Inventors: Paul D. Brown, Hingham; Tuan Le, Cohasset, both of Mass.

[73] Assignee: Reebok International Ltd., Canton, Mass.

[**] Term: 14 Years

[21] Appl. No.: 93,521

[22] Filed: Sep. 4, 1987

[52] U.S. Cl. D2/314

[58] Field of Search D2/264, 265, 271, 272, D2/308-315, 326-328; 36/45, 50, 53, 83, 84, 102-104, 106, 112-114

D. 282,021 1/1986 Linn D2/314

D. 287,063 12/1986 Kohno D2/314

4,571,856 2/1986 Lin et al. 36/89

4,594,798 6/1986 Autry et al. 36/114 X

4,616,432 10/1986 Bunch et al. 36/50

4,694,591 9/1987 Banich et al. 36/102

Primary Examiner—Louis S. Zarfes
 Attorney, Agent, or Firm—Saidman, Sterne, Kessler & Goldstein

[56] **References Cited**

U.S. PATENT DOCUMENTS

D. 210,347 3/1968 Riva D2/311

D. 223,329 4/1972 Oshima D2/310

D. 265,144 6/1982 Vermonet D2/309

D. 273,631 5/1984 Ueda D2/310

D. 278,281 4/1985 Drier et al. D2/310

[57] **CLAIM**

The ornamental design for an element of a shoe upper, as shown and described.

DESCRIPTION

FIG. 1 is a left side elevational view of a shoe showing our new design;

FIG. 2 is a right side elevational view thereof;

FIG. 3 is a top plan view thereof;

FIG. 4 is a front elevational view thereof.

The broken line showing of a shoe in FIGS. 1-4 is environmental only and forms no part of the claimed design.




FIG. 1.

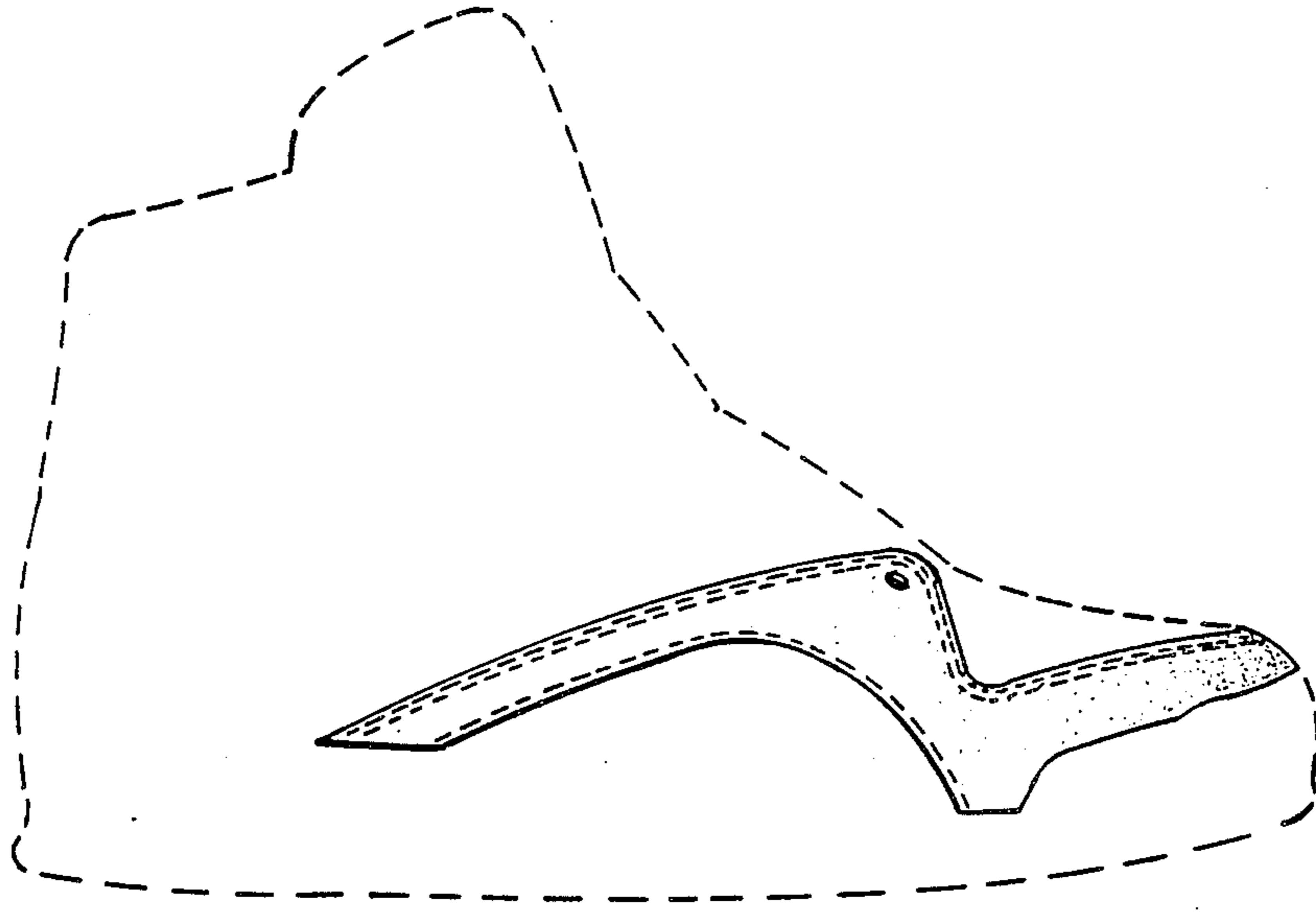


FIG. 2.

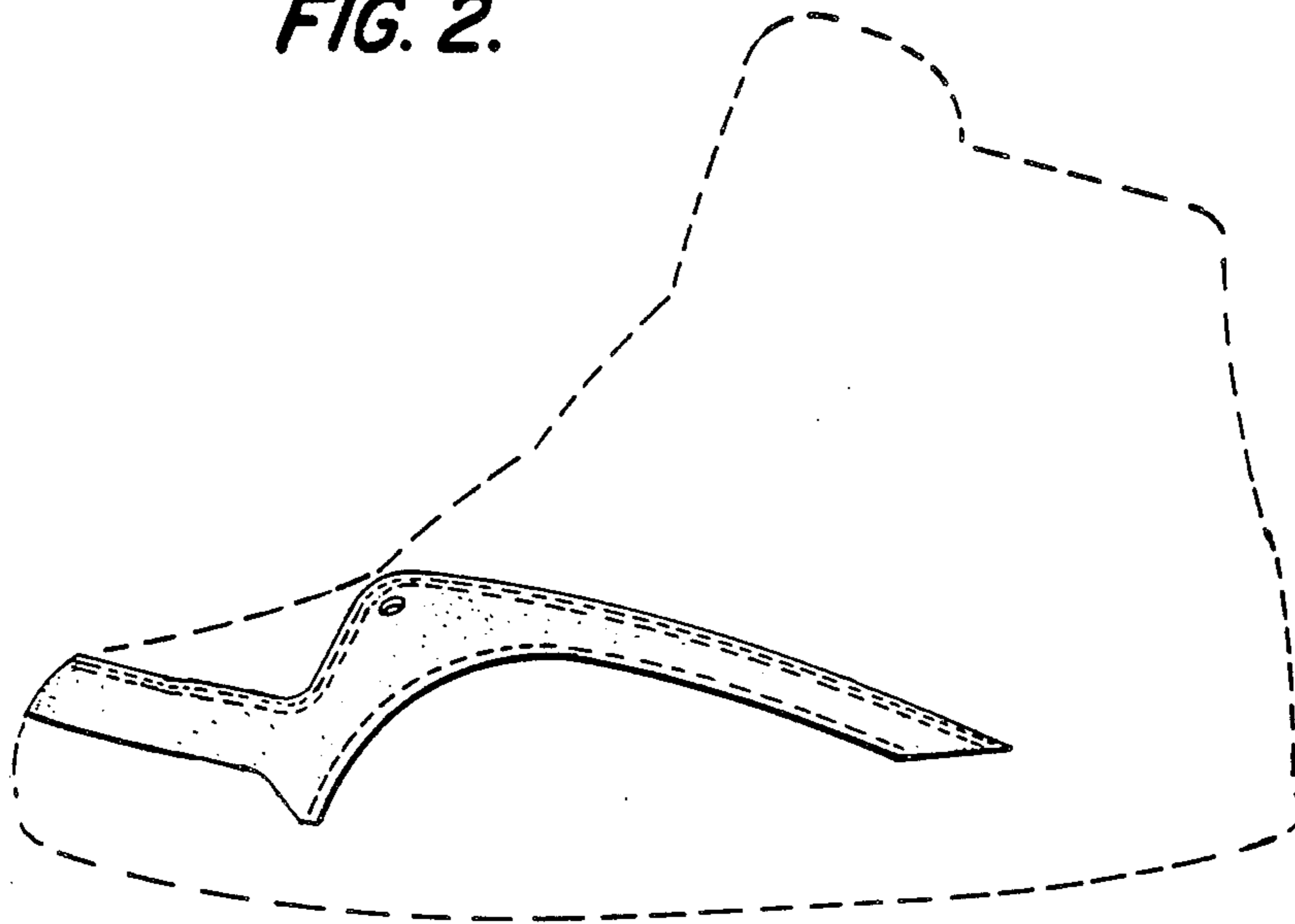


FIG. 3.

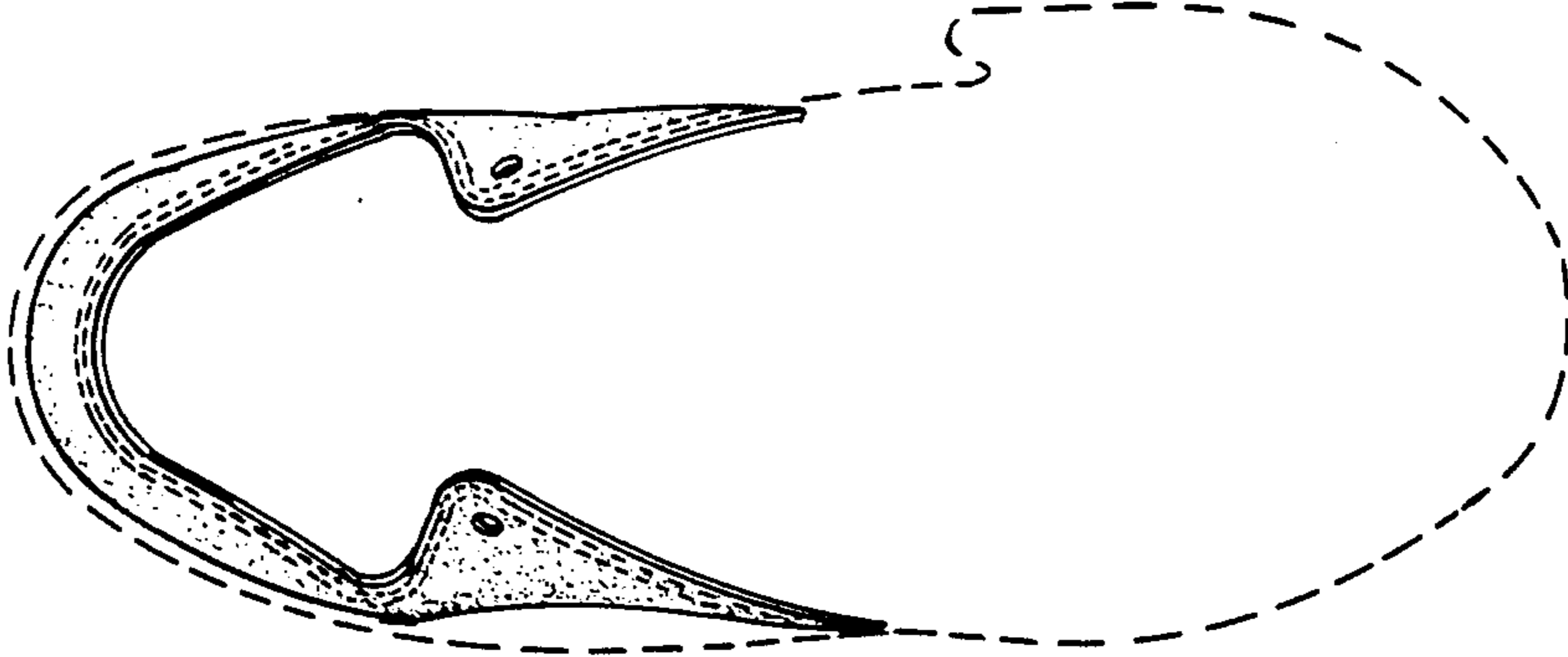


FIG. 4.

