

[54] COMBINED CEILING FAN AND RECESSED LIGHTING FIXTURE

4,449,166 5/1984 Sharp 362/150 X
4,621,977 11/1986 Markwardt 416/170 R

[76] Inventor: John McVey, 4255 Bayridge Ct.,
Spring Hill, Fla. 33526

[**] Term: 14 Years

[21] Appl. No.: 784,027

[22] Filed: Oct. 4, 1985

[52] U.S. Cl. D23/377; D26/38;
D23/385

[58] Field of Search D23/139, 155-165;
98/34.6, 38.9, 39.1, 40.01, 40.04, 40.05, 40.07,
42.07; 219/372, 365; 362/92, 147-148, 150, 294,
457-458; 416/5, 58, 93 R, 95, 146 R, 151, 170
R, 171, 194, 204 R, 198 R, 210 R, 223 R, 231 A,
234-235, 236 R, 244 R, 246, 248; 417/423 R,
424; 310/67 R, 89, 85

[56] References Cited

U.S. PATENT DOCUMENTS

D. 153,313 4/1949 Phillips D26/59
D. 270,563 9/1983 Phillips D26/59 X
4,287,815 9/1981 Henderson 98/42.07
4,403,275 9/1983 Oser 362/457 X

OTHER PUBLICATIONS

Nutone Slimline Paddle Fan brochure, 1981.
Starlight catalogue SL1400, 1982, p. 60, model
MC-1652 (filed w/lighting catalogue boxes).
"Dome It", brochure, 1985.

Primary Examiner—Wallace R. Burke
Assistant Examiner—Brian N. Vinson
Attorney, Agent, or Firm—Dominik, Stein, Saccocio &
Reese

[57] CLAIM

The ornamental design for a combined ceiling fan and recessed lighting fixture, as shown and described.

DESCRIPTION

FIG. 1 is a bottom plan view of the combined ceiling fan and recessed lighting fixture showing my new design;
FIG. 1A is cross-sectional view of FIG. 1 along lines 1A—1A; and
FIG. 2 is a bottom perspective view thereof.
FIG. 3 is a partial cross-sectional view of FIG. 1 along lines 3—3.




Fig. 1

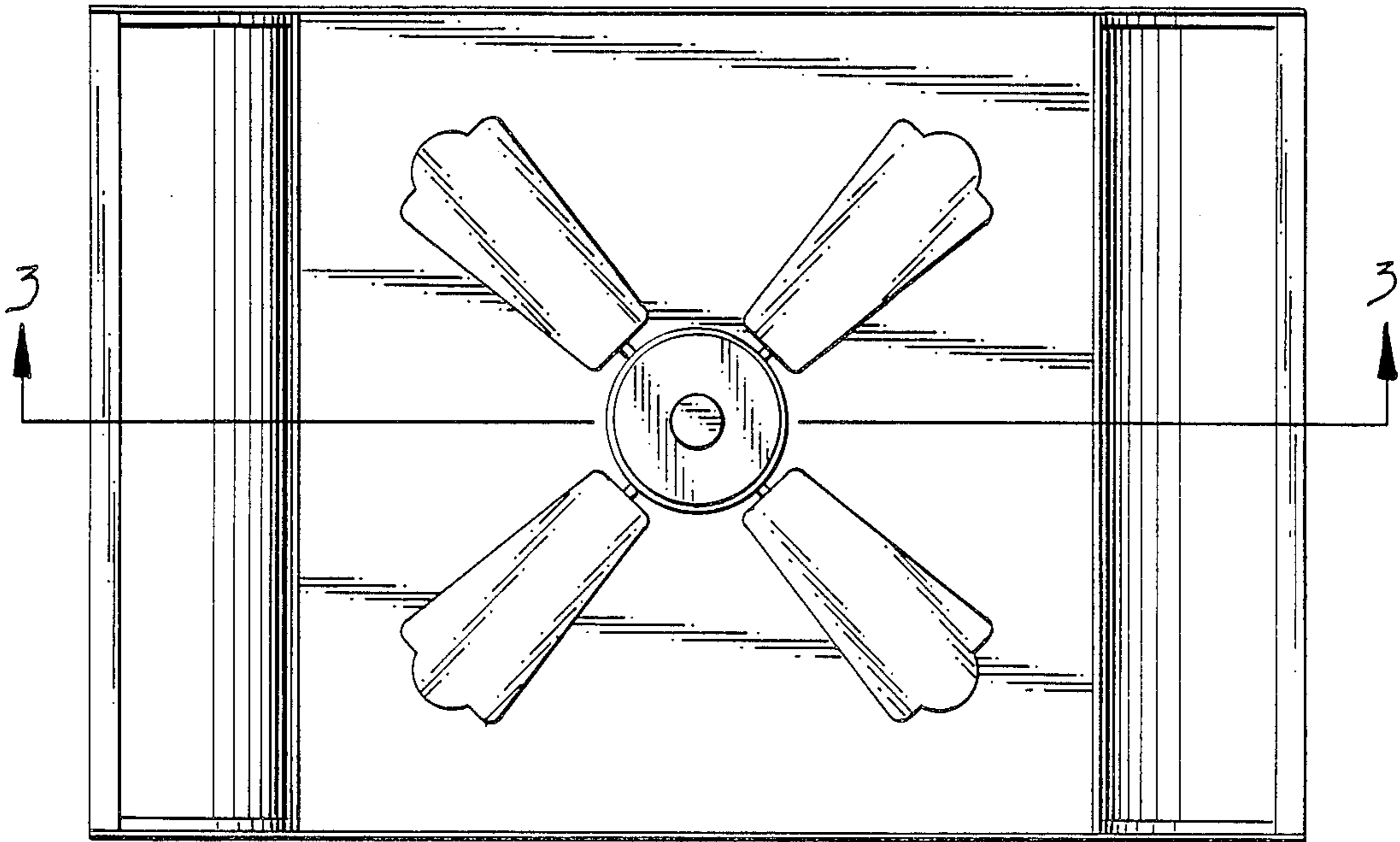



Fig. 2



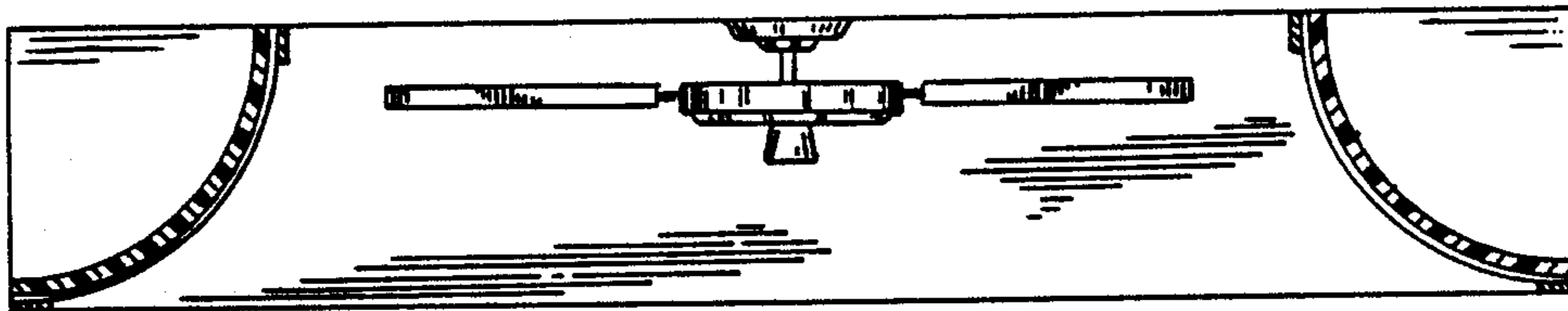


Fig. 3