

[54] COMBINED HANDLE AND STEM FOR AN  
AIR PUMP

[76] Inventor: Michele A. Chiarella, Via Vall'Orba  
22, 6927 Lugano, Switzerland

[\*\*] Term: 14 Years

[21] Appl. No.: 734,058

[22] Filed: May 15, 1985

[52] U.S. Cl. .... D23/231

[58] Field of Search ..... D23/231-232,  
D23/224; 417/234, 258, 489, 569, 571; 92/34,  
51; 152/415; 222/402.25, 469; D8/107

[56] References Cited

U.S. PATENT DOCUMENTS

D. 26,839 3/1897 Lines ..... D23/231  
D. 215,654 10/1969 Huthsing, Jr. .... D23/231 X  
D. 286,806 11/1986 Drummond ..... D23/231  
3,301,140 1/1967 Beck ..... 92/34  
3,904,326 9/1975 Clement ..... D23/231 X

OTHER PUBLICATIONS

"Vetta" pump, bicycling-May 1987, p. 164.

Primary Examiner—Susan J. Lucas

Assistant Examiner—Brian N. Vinson

Attorney, Agent, or Firm—Nicholas L. Coch; Martin  
Smolowitz

[57] CLAIM

The ornamental design for a combined handle and stem  
for an air pump, substantially as shown and described.

DESCRIPTION

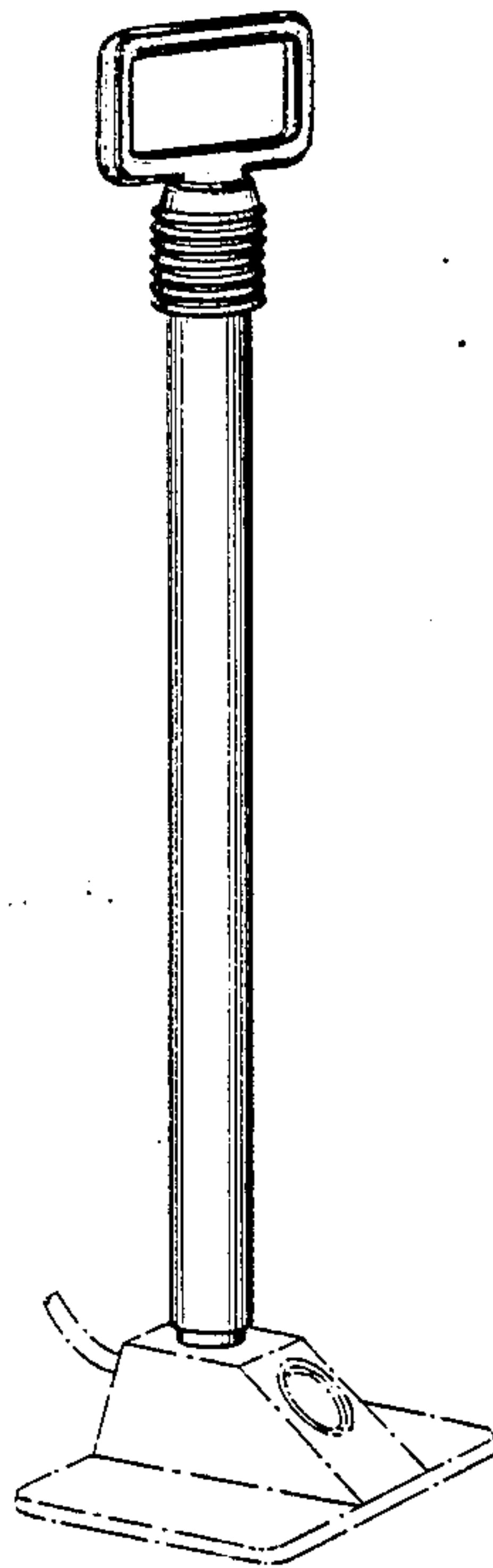
FIG. 1 is a front perspective view of a combined handle  
and stem for an air pump showing my new design, the  
broken-line showing of the base being for illustrative  
purposes only and forming no part of the claimed de-  
sign;

FIG. 2 is a side elevational view thereof, the side oppo-  
site being identified in appearance;

FIG. 3 is a front elevational view thereof, the rear being  
identical in appearance;

FIG. 4 is a top plan view thereof; and

FIG. 5 is a bottom plan view thereof.



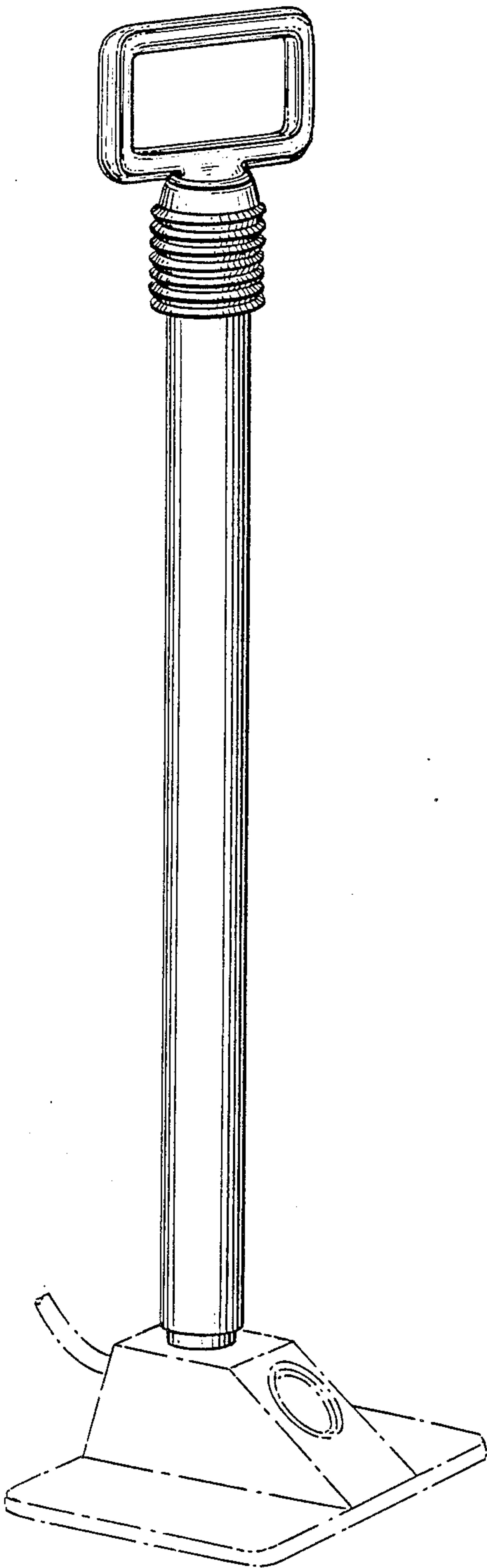


FIG. 1


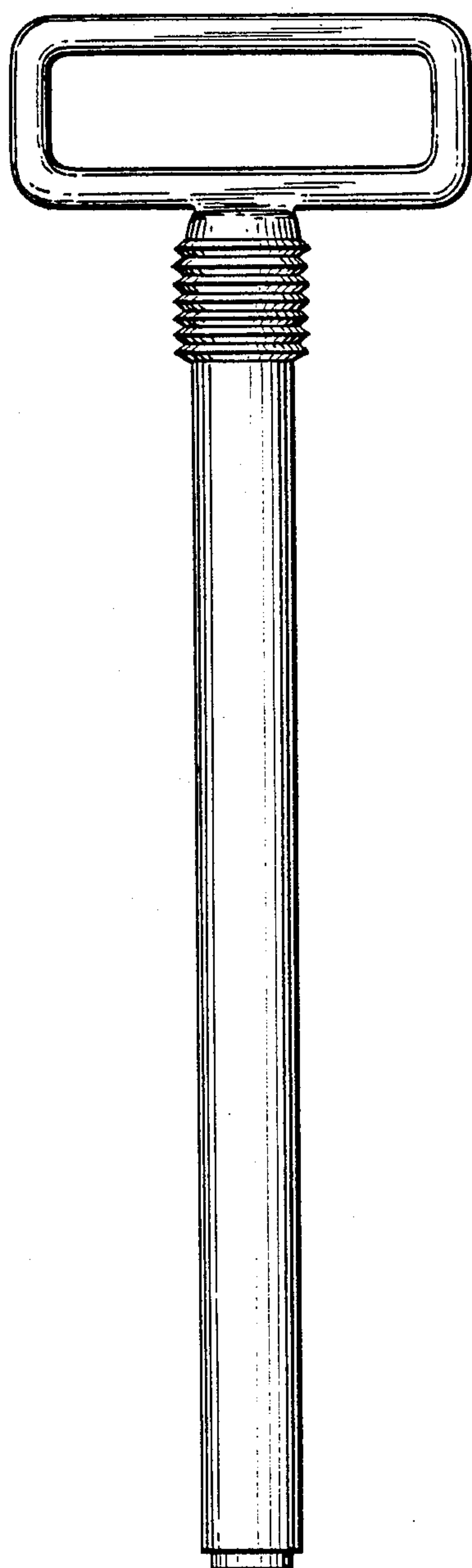
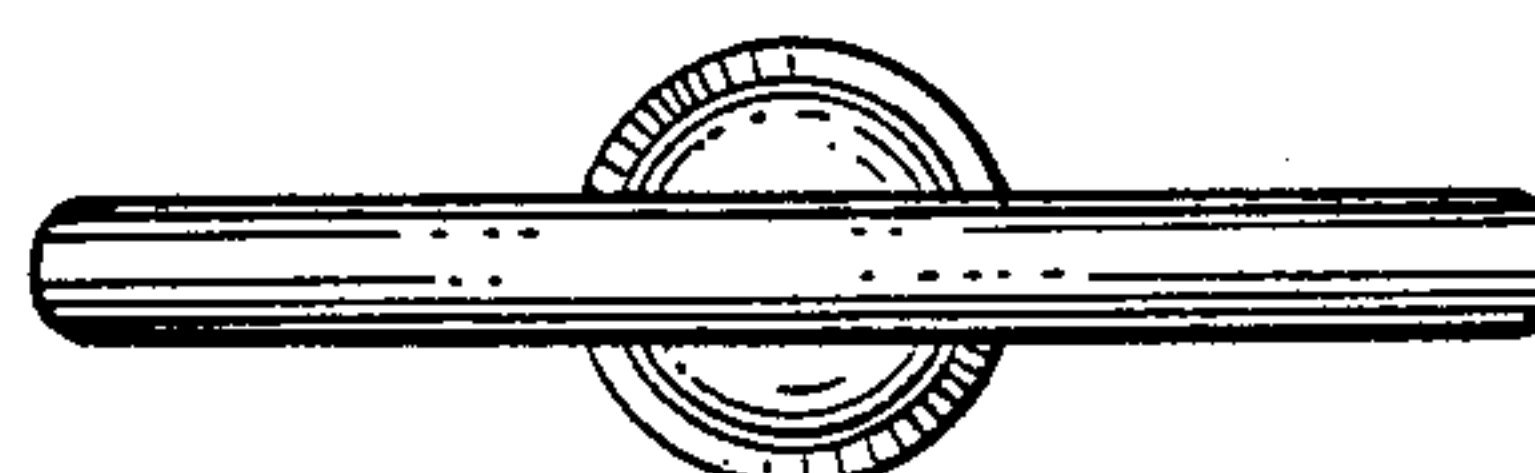


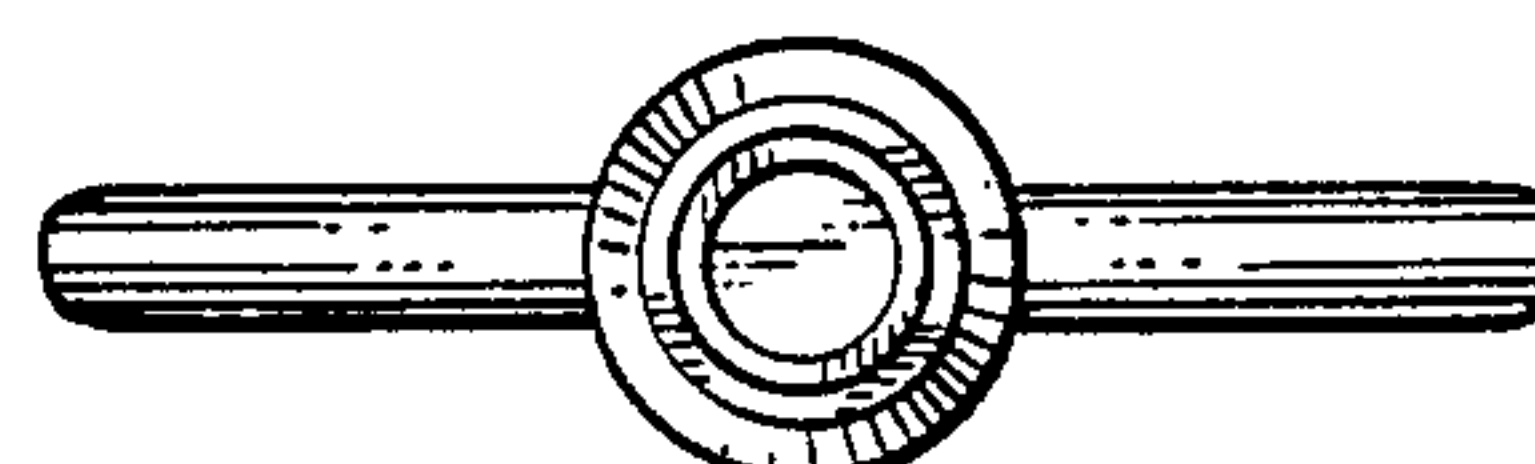
FIG. 2



*FIG. 3*



*FIG. 4*



*FIG. 5*