

[54] CABLE GUARD FOR COMPOUND ARCHERY BOWS

[76] Inventor: Robert E. Stinson, 7292 Peaceful Valley Rd., Acme, Mich. 49610

[**] Term: 14 Years

[21] Appl. No.: 728,106

[22] Filed: Apr. 29, 1985

[52] U.S. Cl. D22/107

[58] Field of Search D22/107; 124/80, 87, 124/88, 89, DIG. 1, 24 R

[56] References Cited

U.S. PATENT DOCUMENTS

| | | | |
|-----------|--------|--------------------|--------------|
| 4,332,231 | 6/1982 | Napier et al. | 124/DIG. 1 X |
| 4,377,152 | 3/1983 | Saunders | 124/DIG. 1 X |
| 4,542,732 | 9/1985 | Troncoso | 124/DIG. 1 X |
| 4,572,153 | 2/1986 | MacPherson | 124/DIG. 1 X |

Primary Examiner—A. Hugo Word

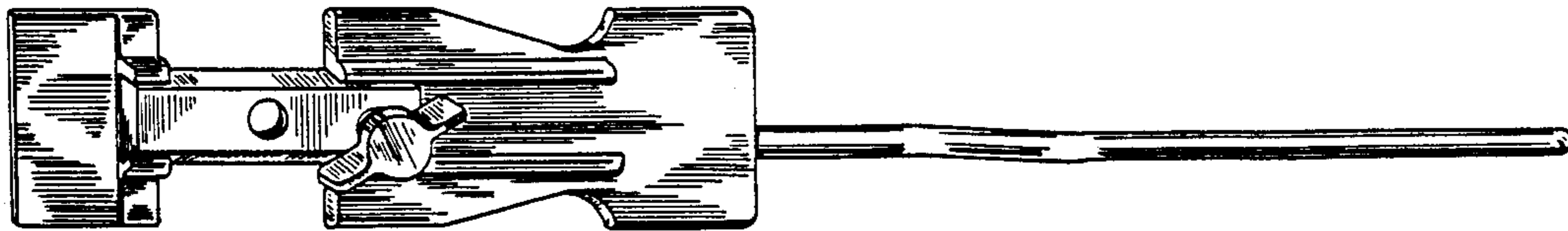
Attorney, Agent, or Firm—Price, Heneveld, Cooper, DeWitt & Litton

[57] CLAIM

The ornamental design for a cable guard for compound archery bows, substantially as shown and described.

DESCRIPTION

FIG. 1 is a top perspective view of a cable guard for compound archery bows embodying my design;
 FIG. 2 is a bottom perspective view of the cable guard as shown in FIG. 1;
 FIG. 3 is a side elevation of the structure shown in FIGS. 1 and 2;
 FIG. 4 is a first end view of the above-mentioned structure;
 FIG. 5 is an opposite end view thereof;
 FIG. 6 is a top plan view of a modified form of the cable guard, having a different knob; and
 FIG. 7 is another top view thereof, showing the same in an extended position.



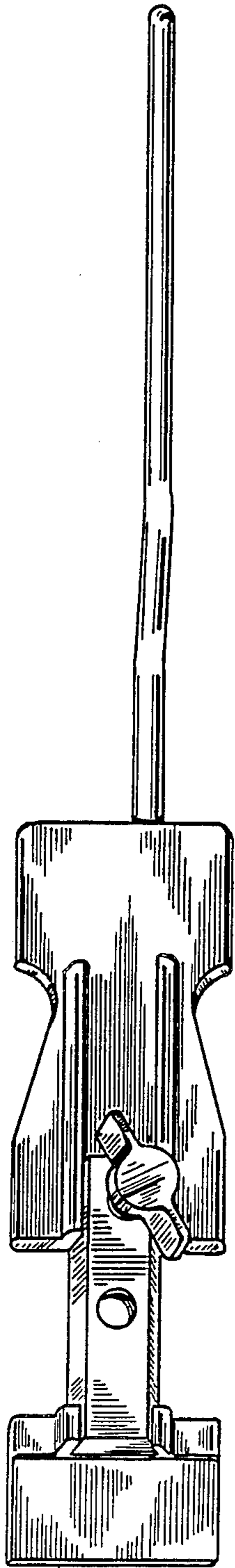


FIG. 1

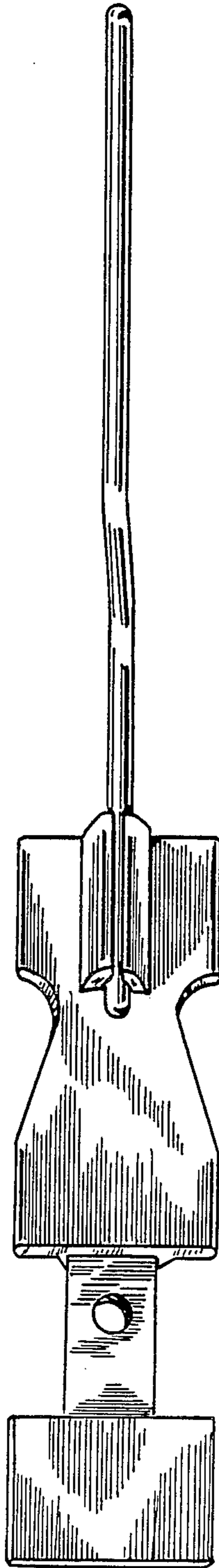


FIG. 2

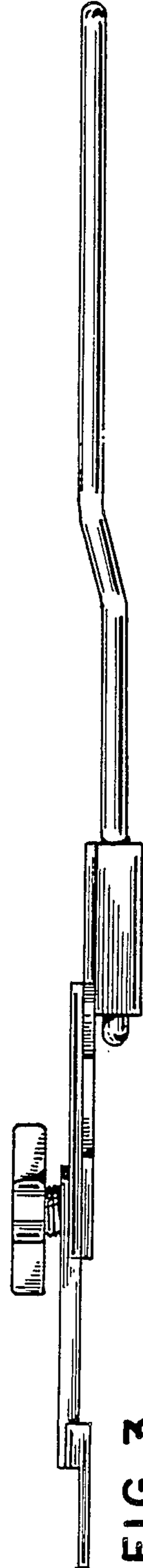


FIG. 3



FIG. 4

FIG. 5

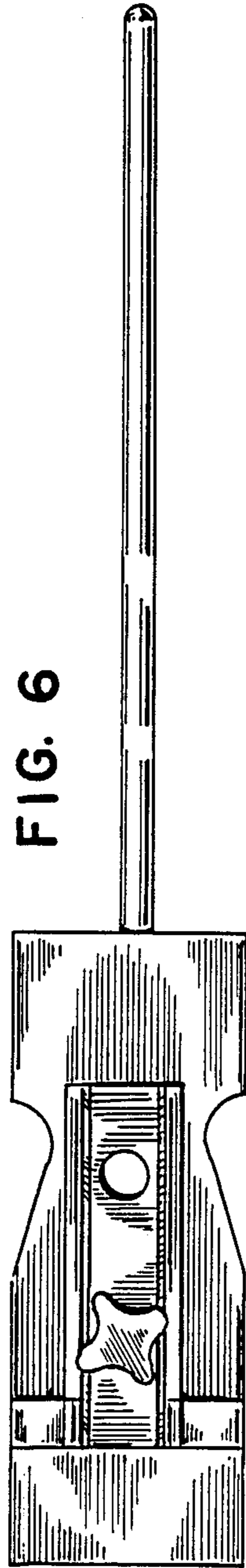


FIG. 6

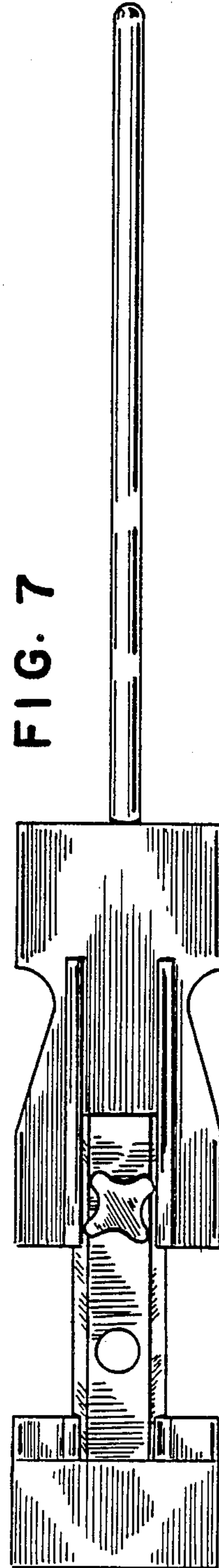


FIG. 7