

[54] **ICON FOR APPLICATION PROGRAM OR THE LIKE**

[75] Inventors: Doris E. Wells-Papanek; William L. Verplank, both of Menlo Park; Norman L. Cox, Mountain View, all of Calif.

[73] Assignee: Xerox Corporation, Stamford, Conn.

[**] Term: 14 Years

[21] Appl. No.: 791,849

[22] Filed: Oct. 28, 1985

[52] U.S. Cl. D18/27

[58] Field of Search D18/12, 24, 26, 27, D18/29, 33; D20/29, 40; 340/365 VL, 712, 725, 729-731, 735, 747, 751, 790

[56] **References Cited**

U.S. PATENT DOCUMENTS

D. 278,804 5/1985 Tanikawa D18/26 X

OTHER PUBLICATIONS

"The Star User Interface: An Overview" David C. Smith et al. Proceedings of National Computer Conference (Houston, TX; Jun. 7-10, 1982, pp. 515-528, second printing, 1984 pp. 1-28, Xerox Office Systems Technology, pub. Xerox Corporation.

"Designing the Star User Interface," David C. Smith et al. BYTE Magazine, vol. 7(4), pp. 242-282, Apr., 1982,

second printing, 1984 pp. 1-28, Xerox Office Systems Technology, pub. Xerox Corporation.

"Human Factors Testing in the Design of Xerox's 8010 'Star' Office Workstation", William L. Bewley et al., ACM CHI '83 Conference Proceedings, pp. 72-77, Boston, MA, Dec. 12-15, 1983.

Symbols or Icons Used on Xerox 8010 Professional Workstation announced for sale 5/81 (6 pages).

Primary Examiner—Louis S. Zarfes

Attorney, Agent, or Firm—W. Douglas Carothers, Jr.

[57] **CLAIM**

The ornamental design for an icon for application program or the like, as shown and described.

DESCRIPTION

FIG. 1 is a face view of an icon for application program or the like showing our new design in display position; FIG. 2 is a face view of the icon alone;

FIG. 3 is a face view of an icon for application program or the like showing a modified form of our new design; FIG. 4 is a face view of a smaller embodiment of the icon in FIG. 2;

FIG. 5 is a face view of a smaller embodiment of the icon in FIG. 3; and,

FIG. 6 is a face view of the icon in FIG. 2 on an enlarged scale.

The broken line showing of a partial half tone display screen in FIG. 1 is for illustrative purposes only and forms no part of the claimed design.




FIG. 1




FIG. 2





FIG. 3



010
101

FIG. 4

010
101

FIG. 5




FIG. 6