

[54] CORDLESS PORTABLE RADIO TELEPHONE

[75] Inventor: Katsuhito Watanabe, Tokyo, Japan

[73] Assignee: Oki Electric Industry Co., Ltd., Tokyo, Japan

[**] Term: 14 Years

[21] Appl. No.: 907,684

[22] Filed: Sep. 15, 1986

[30] Foreign Application Priority Data

Sep. 5, 1986 [JP] Japan 61-34743

[52] U.S. Cl. D14/64; D14/53; D14/95; D14/52

[58] Field of Search D14/53, 62, 64; 379/434, 433, 59, 60, 436, 428; D21/111; 446/141-143; D26/52, 49

[56] References Cited

U.S. PATENT DOCUMENTS

D. 59,301 10/1921 Stephenson D26/49

D. 186,401 10/1959 Graubner D26/49

D. 267,278 12/1982 You D26/49

D. 269,873 7/1983 Nagele et al. D14/53

D. 274,245 6/1984 Coons et al. D14/53 X

D. 284,759 7/1986 Nagele D14/53

D. 289,044 3/1987 Watanabe D14/64

1,971,272 8/1934 Miyematsu D26/52 X

3,118,614 1/1964 Mosca D26/52 X

Primary Examiner—James M. Gandy
 Assistant Examiner—Horace B. Fay, Jr.
 Attorney, Agent, or Firm—Wenderoth, Lind & Ponack

[57] CLAIM

The ornamental design for a cordless portable radio telephone, substantially as shown and described.

DESCRIPTION

FIGS. 1 and 2 are respectively front and rear elevational views of a cordless, portable radio telephone showing my new design;

FIGS. 3 and 4 are respectively left and right side elevational views thereof;

FIGS. 5 and 6 are respectively top and bottom plan views thereof;

FIG. 7 is a sectional view taken on the line VII—VII in FIG. 1 with interior construction being omitted;

FIG. 8 is a front, top and right side perspective view thereof; and

FIG. 9 is a front, top and right side perspective view of a second embodiment thereof depicting the radio telephone in a work state, the sole difference being represented in the indicia on the front of the article, and in the showing of the antenna in an extended condition. The broken line showing of numerals in the display panel just below the ear piece is for illustrative purposes only and forms no part of the claimed design.




Fig. 1

Fig. 2


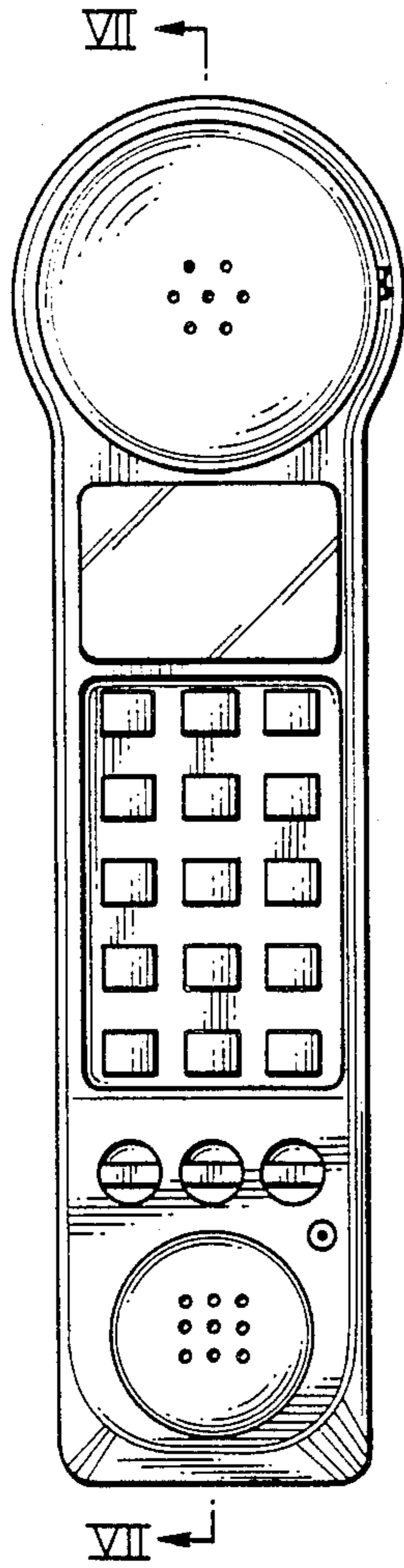


Fig. 3




Fig. 4




Fig. 5

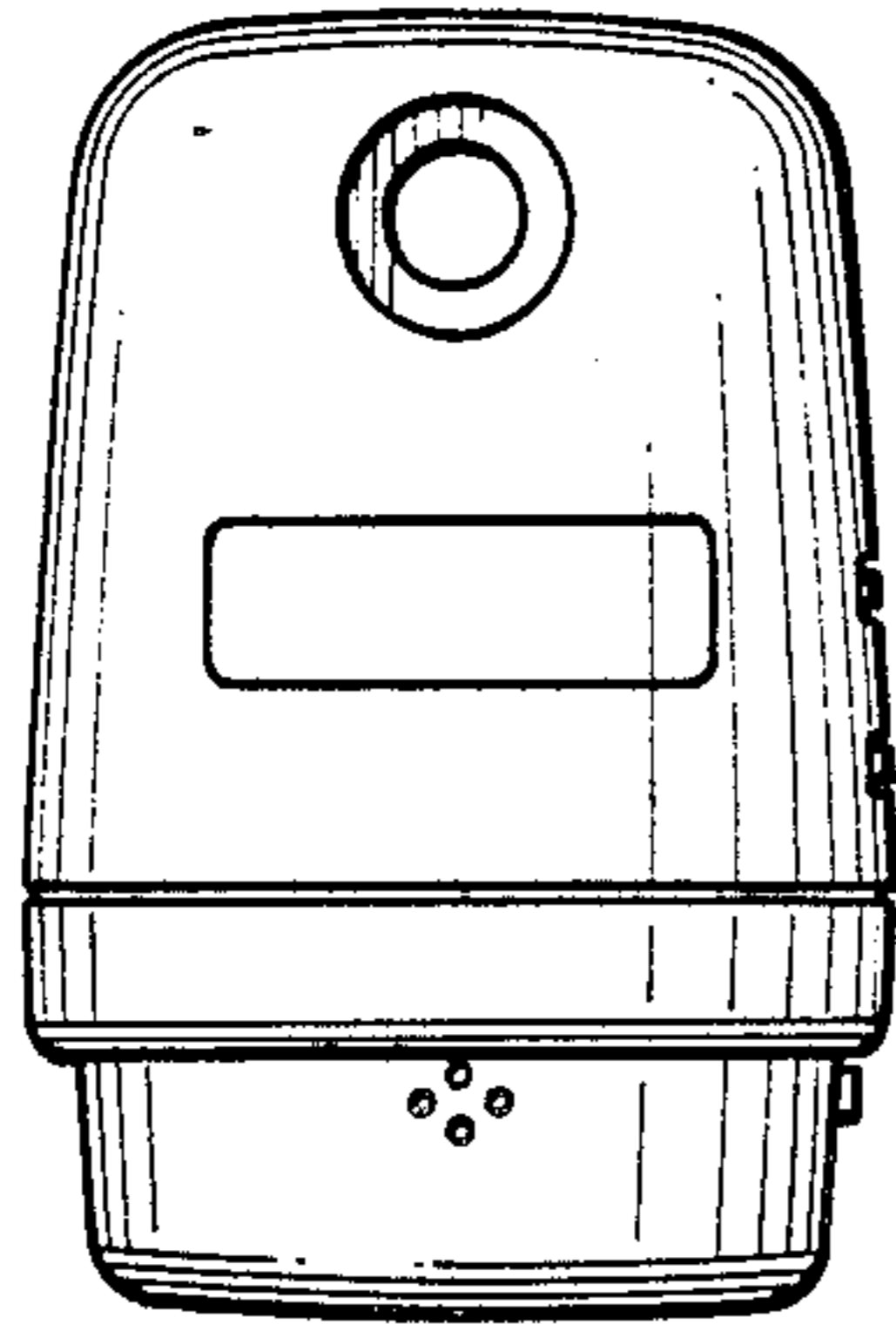


Fig. 7

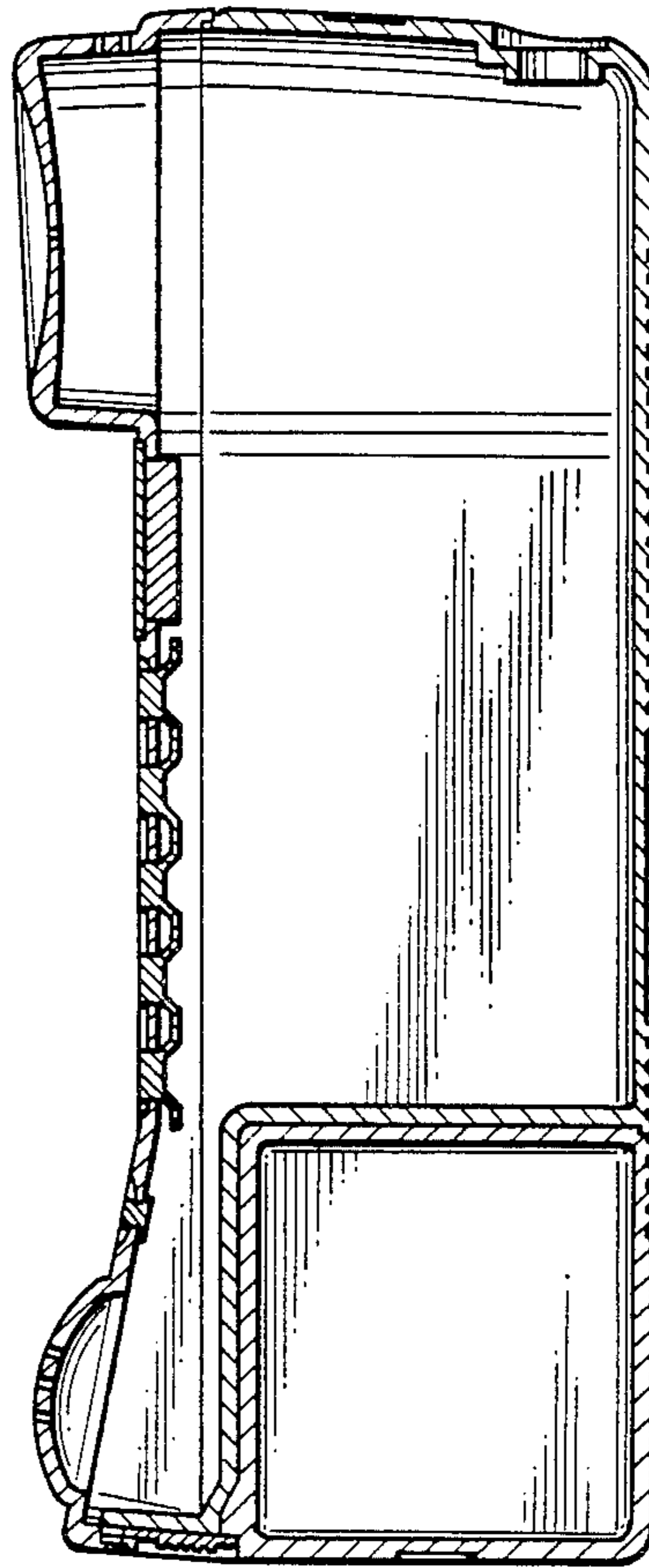


Fig. 6

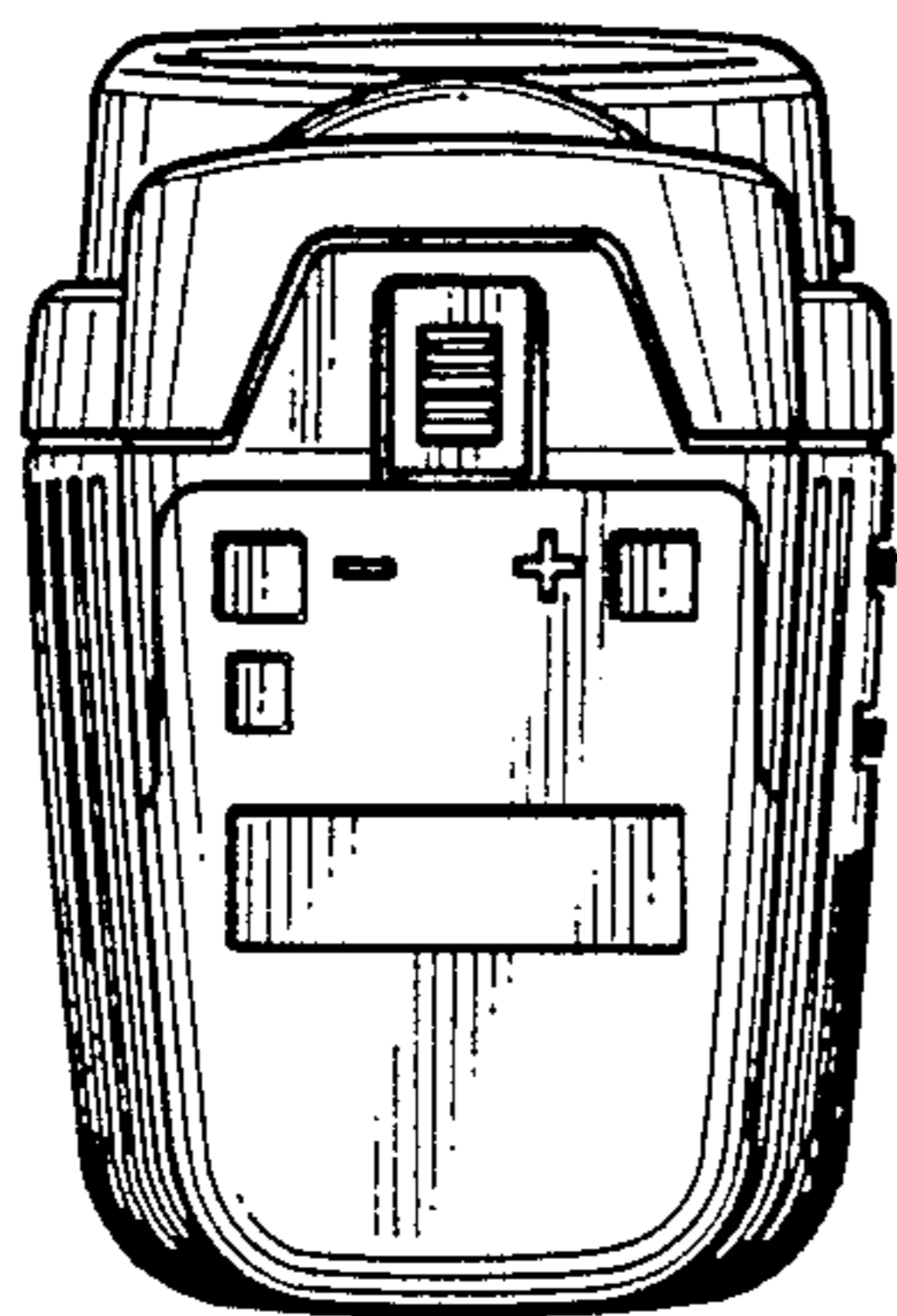


Fig. 8

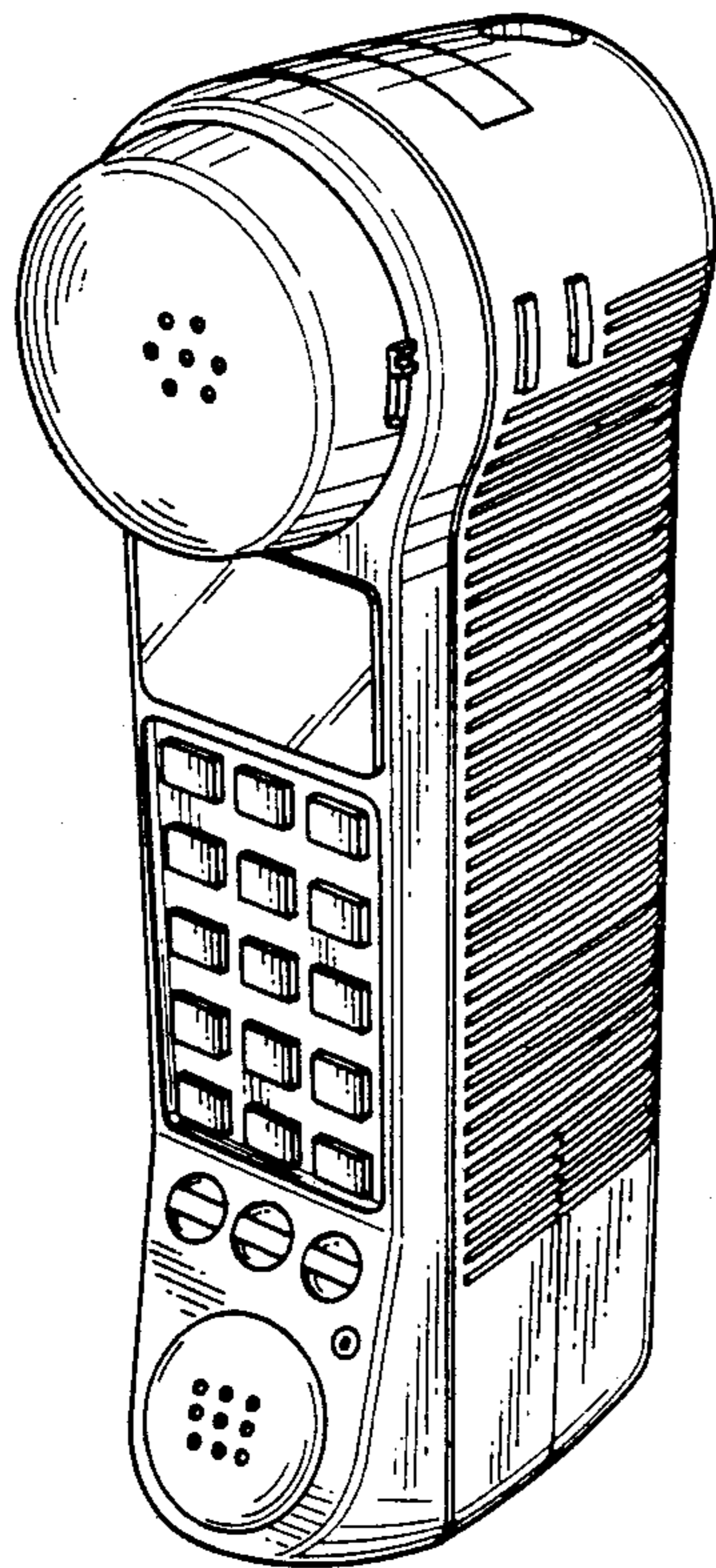


Fig. 9

