

[54] INSECT FIGURINE

[76] Inventor: Leal Smith, 4931 E. 40th, Indianapolis, Ind. 46226

[**] Term: 14 Years

[21] Appl. No.: 4,696

[22] Filed: Jan. 20, 1987

Related U.S. Application Data

[62] Division of Ser. No. 684,362, Dec. 20, 1984, Pat. No. Des. 289,270.

[52] U.S. Cl. D11/158; D21/155; D21/185

[58] Field of Search D11/131-136, D11/139, 151, 158, 160, 164, 117; D21/52, 155, 185; D19/97; 428/11, 13-18

References Cited

U.S. PATENT DOCUMENTS

- D. 43,667 3/1913 Chapman D21/155 X
- D. 141,679 6/1945 Derderian D11/160
- D. 252,919 9/1979 Murch D11/157
- 1,651,962 12/1927 Miller D11/157 X

Primary Examiner—Louis S. Zarfes

Attorney, Agent, or Firm—Barnes & Thornburg

[57] CLAIM

The ornamental design for an insect figurine, as shown and described.

DESCRIPTION

FIG. 1 is a front elevational view of an insect figurine showing my new design;
 FIG. 2 is a left side elevational view of the design of FIG. 1;
 FIG. 3 is a right side elevational view of the design of FIG. 1;
 FIG. 4 is a rear elevational view of the design of FIG. 1;
 FIG. 5 is a top plan view of the design of FIG. 1;
 FIG. 6 is a bottom plan view of the design of FIG. 1;
 FIG. 7 is a front elevational view of an insect figurine showing a modified form of my new design;
 FIG. 8 is a right side elevational view of the design of FIG. 7;
 FIG. 9 is a left side elevational view of the design of FIG. 7;
 FIG. 10 is a rear elevational view of the design of FIG. 7;
 FIG. 11 is a top plan view of the design of FIG. 7; and
 FIG. 12 is a bottom plan view of the design of FIG. 7.



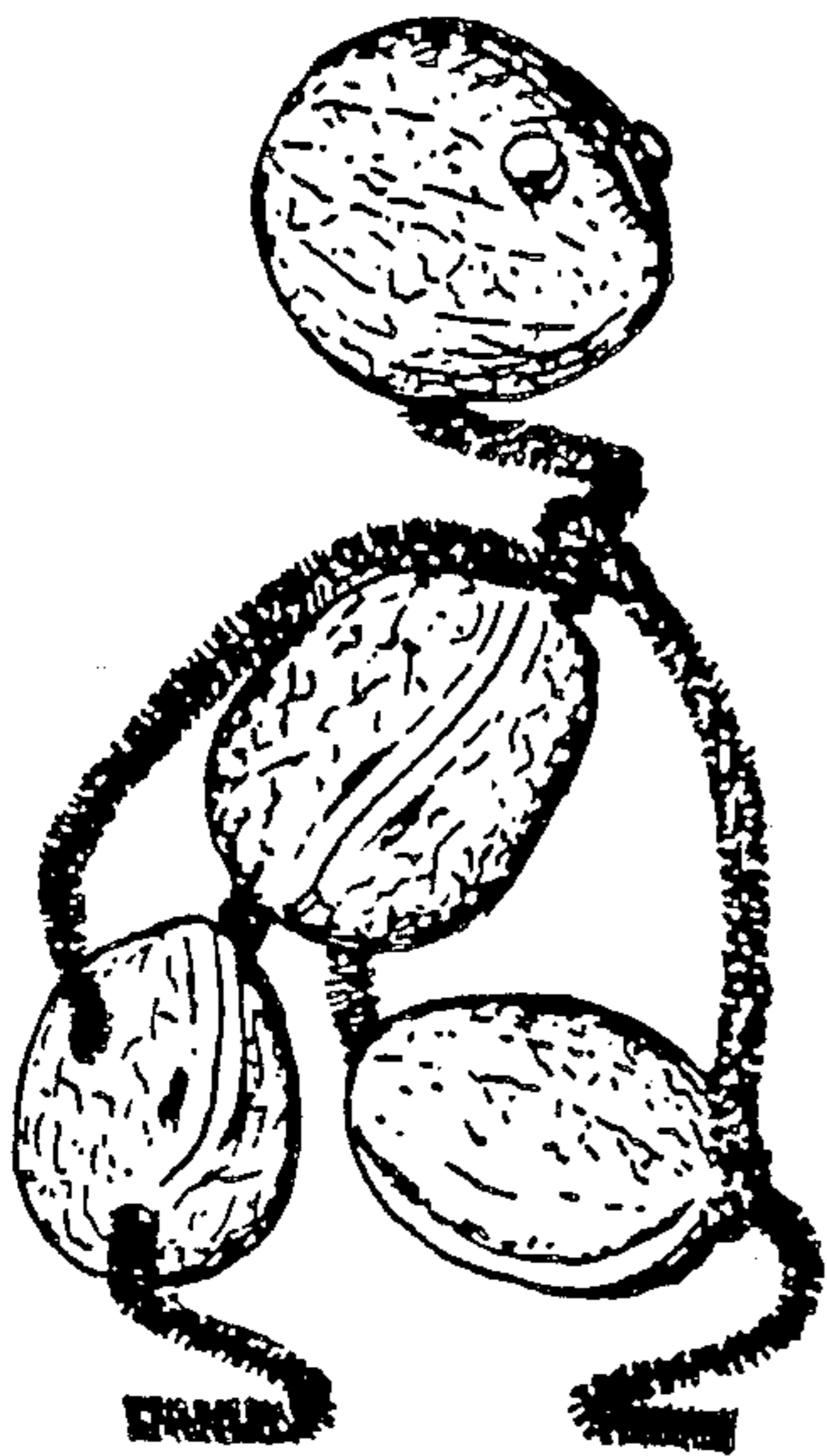


FIG. 1



FIG. 2



FIG. 3



FIG. 4




FIG. 5



FIG. 6



FIG. 7



FIG. 8



FIG. 9




FIG. 10




FIG. 11



FIG. 12