

# United States Patent [19]

Rademacher et al.

[11] Patent Number: Des. 295,607

[45] Date of Patent: \*\* May 10, 1988

[54] SHOWER HOOK

[75] Inventors: George Rademacher, East Brunswick, N.J.; Brigitte Beier, Valhalla, N.Y.

[73] Assignee: International Inventory Control Corporation, East Brunswick, N.J.

[\*\*] Term: 14 Years

[21] Appl. No.: 910,168

[22] Filed: Sep. 22, 1986

[52] U.S. Cl. .... D8/367; D8/373

[58] Field of Search ..... D8/367, 370, 373, 371, D8/372, 349; 24/564, 563, 460, 67.9; 248/215, 217.2, 303, 340; D19/65; 16/87.2

[56] References Cited

### U.S. PATENT DOCUMENTS

77,268	4/1868	Finley	24/565
D. 273,272	4/1984	Roeser	D8/367
D. 273,841	5/1984	Chace	D8/394
1,034,630	8/1912	Laun	16/87.2
1,382,849	6/1921	Peri	16/87.2

2,606,734	8/1952	Magnuson	248/215
2,720,289	10/1955	Henrickson	16/87.2
3,612,459	10/1971	Walls	248/215
3,998,332	12/1976	Lambertson	248/215

### FOREIGN PATENT DOCUMENTS

415285	9/1910	France	24/564
1236	of 1892	United Kingdom	248/215


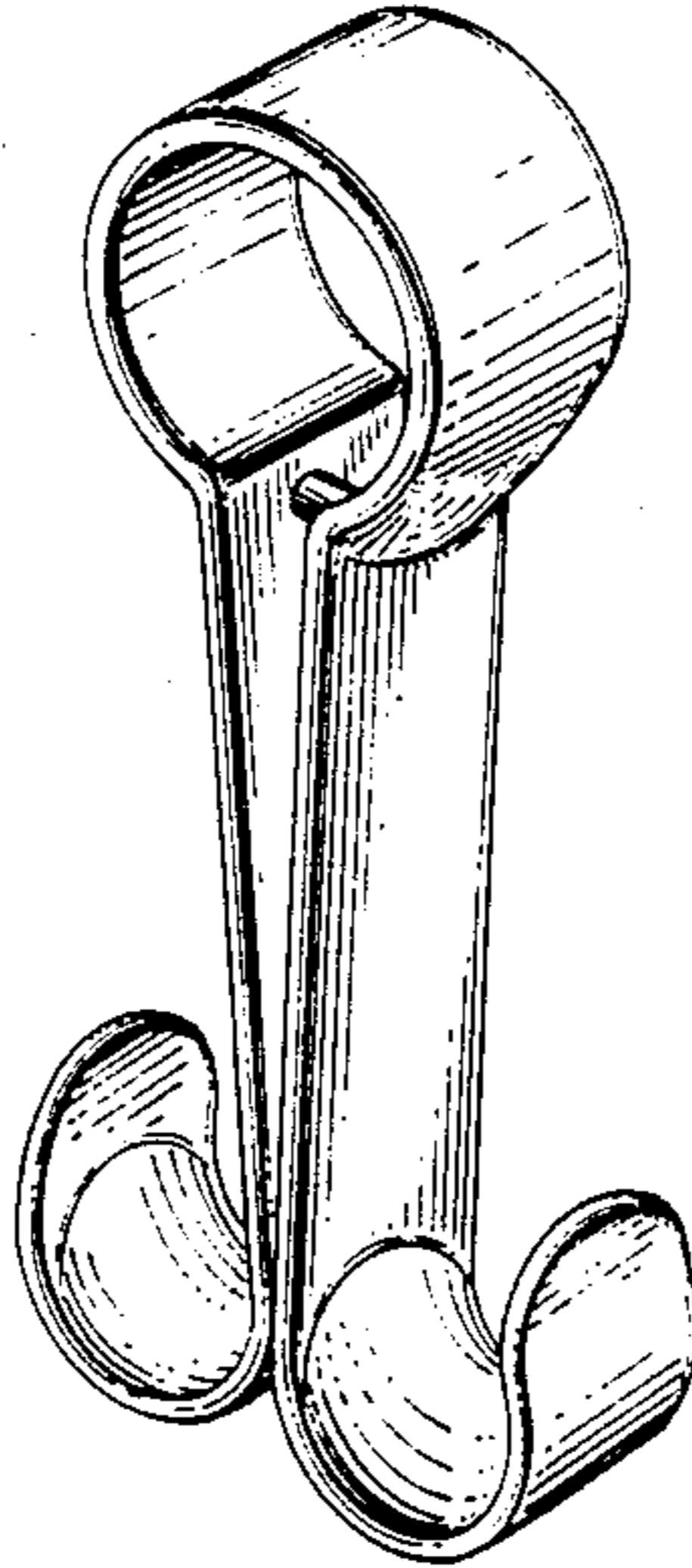
Primary Examiner—Wallace R. Burke  
Assistant Examiner—Horace B. Fay  
Attorney, Agent, or Firm—Gottlieb, Rackman & Reisman

### [57] CLAIM

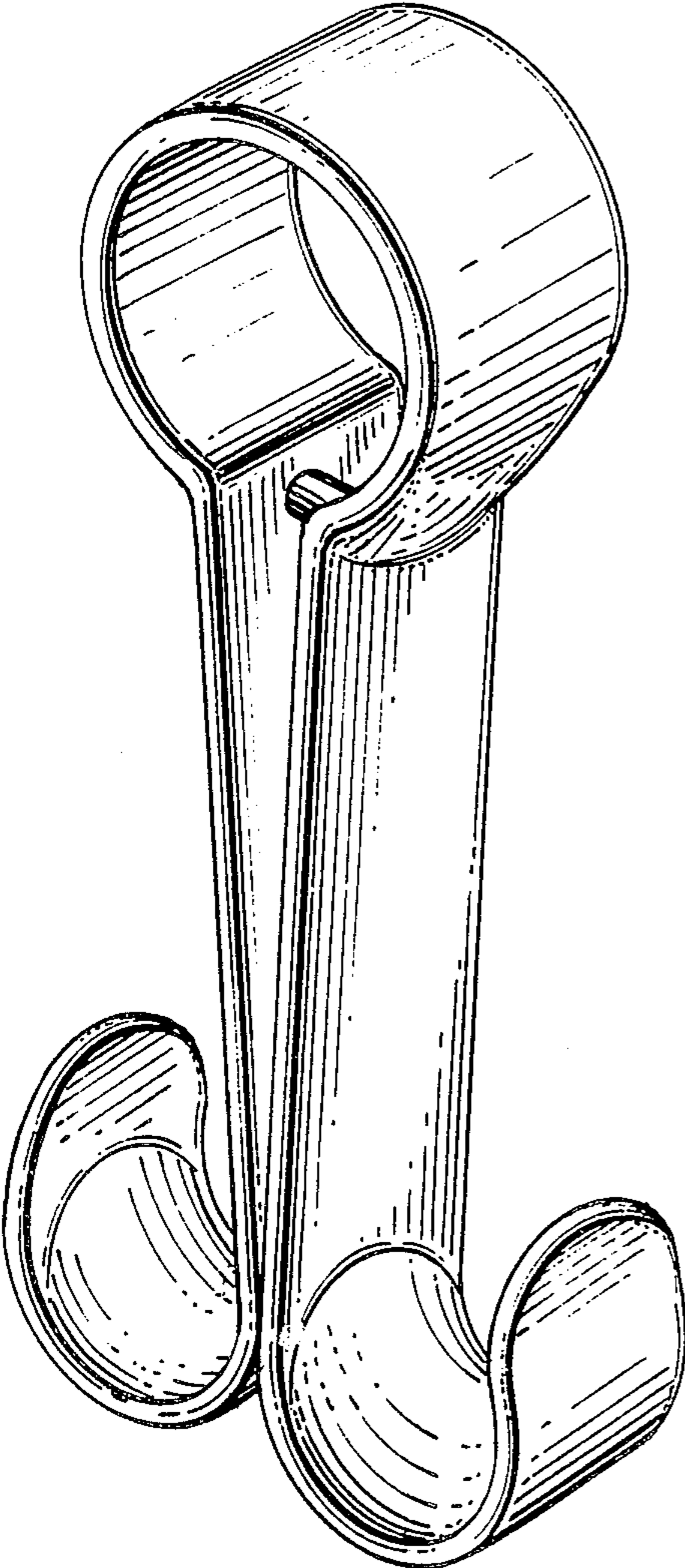
The ornamental design for a shower hook, as shown and described.

### DESCRIPTION


FIG. 1 is a front, top and right side perspective view of a shower hook, showing our new design;  
FIG. 2 is a side elevational view thereof;  
FIG. 3 is a top plan view thereof;  
FIG. 4 is a front elevational view thereof; and,  
FIG. 5 is a bottom plan view thereof.



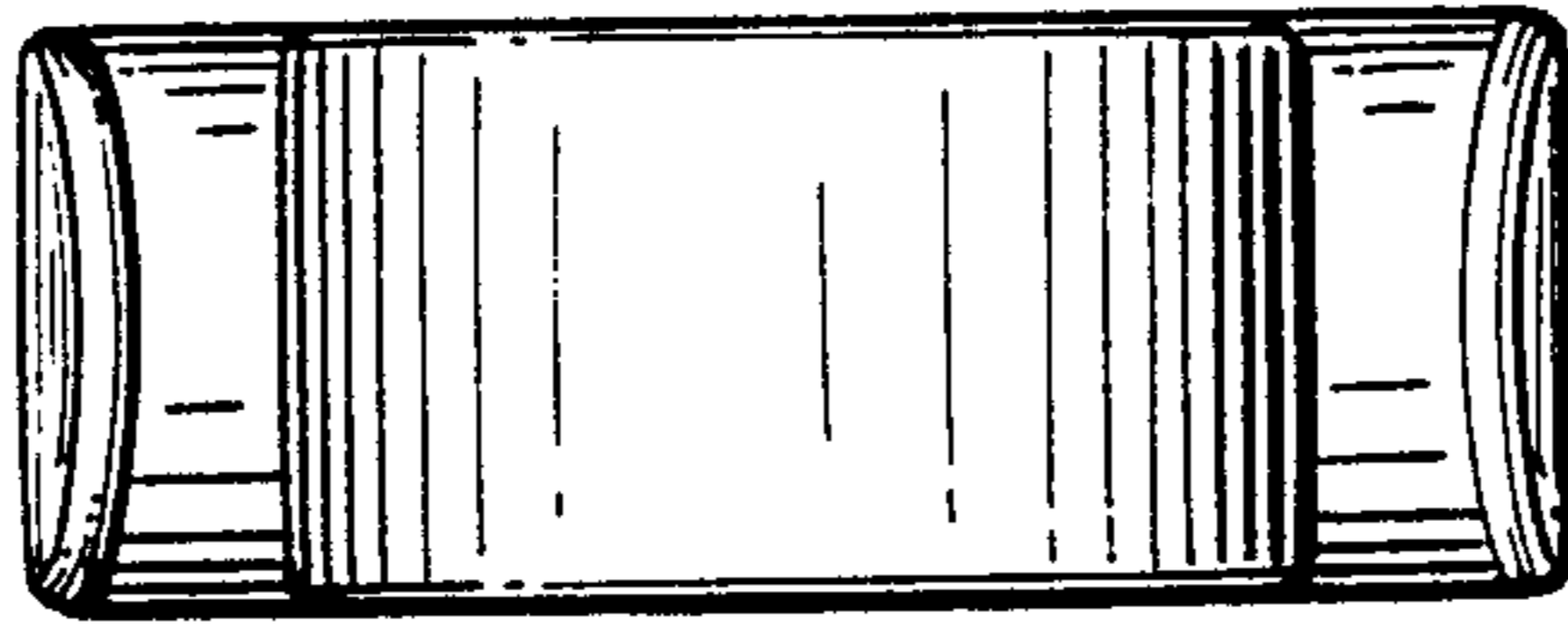
*FIG. 1*



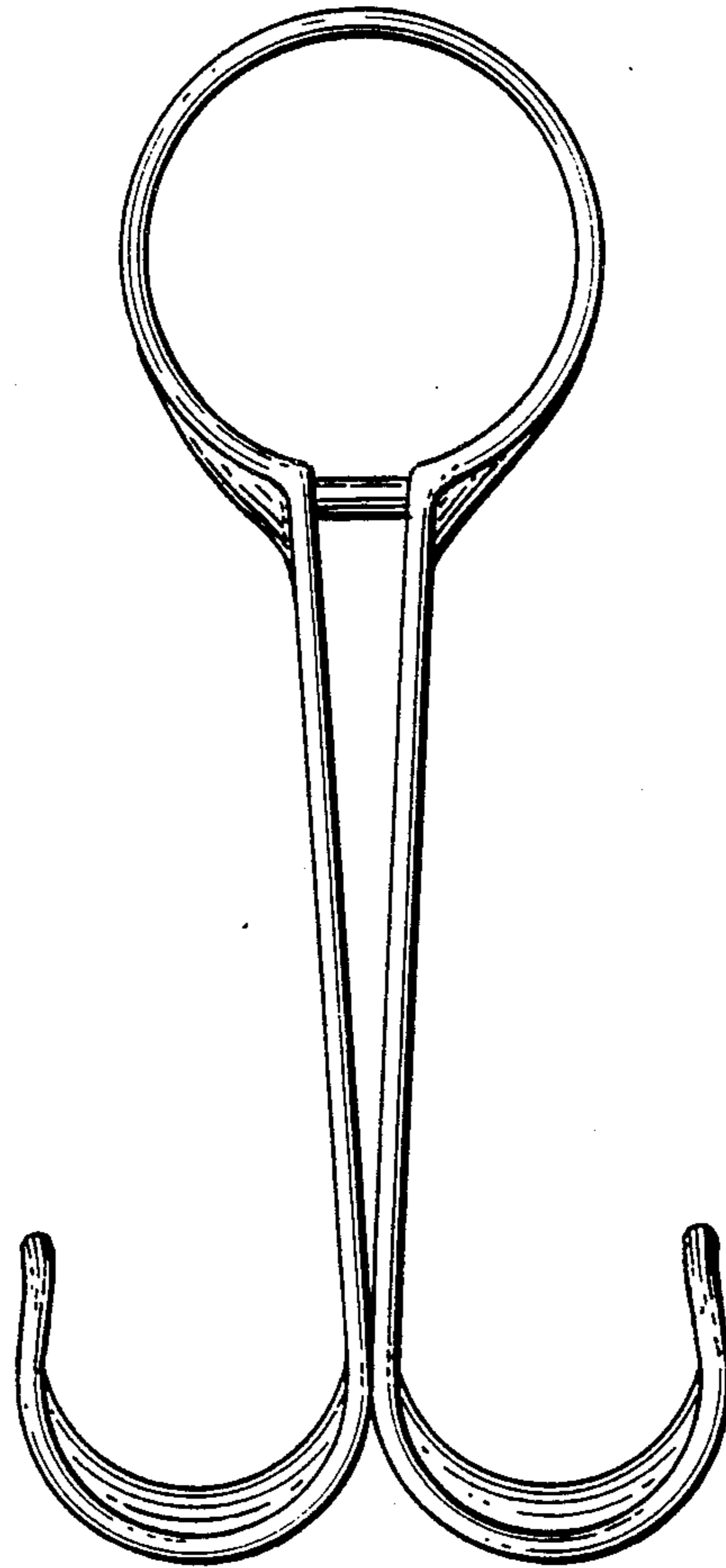
*FIG. 2*



*FIG. 3*



*FIG. 4*



*FIG. 5*

