

[54] LIFTING HANDLE FOR TOILET SEATS

[76] Inventor: Anthony M. Giallourakis, P.O.
Drawer 1307, Tarpon Springs, Fla.
33589

[**] Term: 14 Years

[21] Appl. No.: 810,344

[22] Filed: Dec. 18, 1985

[52] U.S. Cl. D8/307; D23/311

[58] Field of Search D23/309, 311; D8/300,
D8/307, 314, 319; 4/251; 16/124

2,236,576	4/1941	Loebner	4/251
2,758,315	8/1956	Hylton	4/251
3,191,193	6/1965	Bogenberger	4/251
3,717,884	2/1973	Mantooth	4/251 X
3,783,455	1/1974	Vanderbrook	4/251 X
3,935,601	2/1976	Hermann	4/251
4,129,907	12/1978	Vaughan et al.	16/124 X
4,512,046	4/1985	Riggle	4/251 X
4,519,105	5/1985	Blanek	4/251 X
4,574,401	3/1986	Nakajima	4/251

Primary Examiner—James R. Largen
Attorney, Agent, or Firm—James C. Wray

[57] CLAIM

The ornamental design for a lifting handle for toilet seats, as shown.

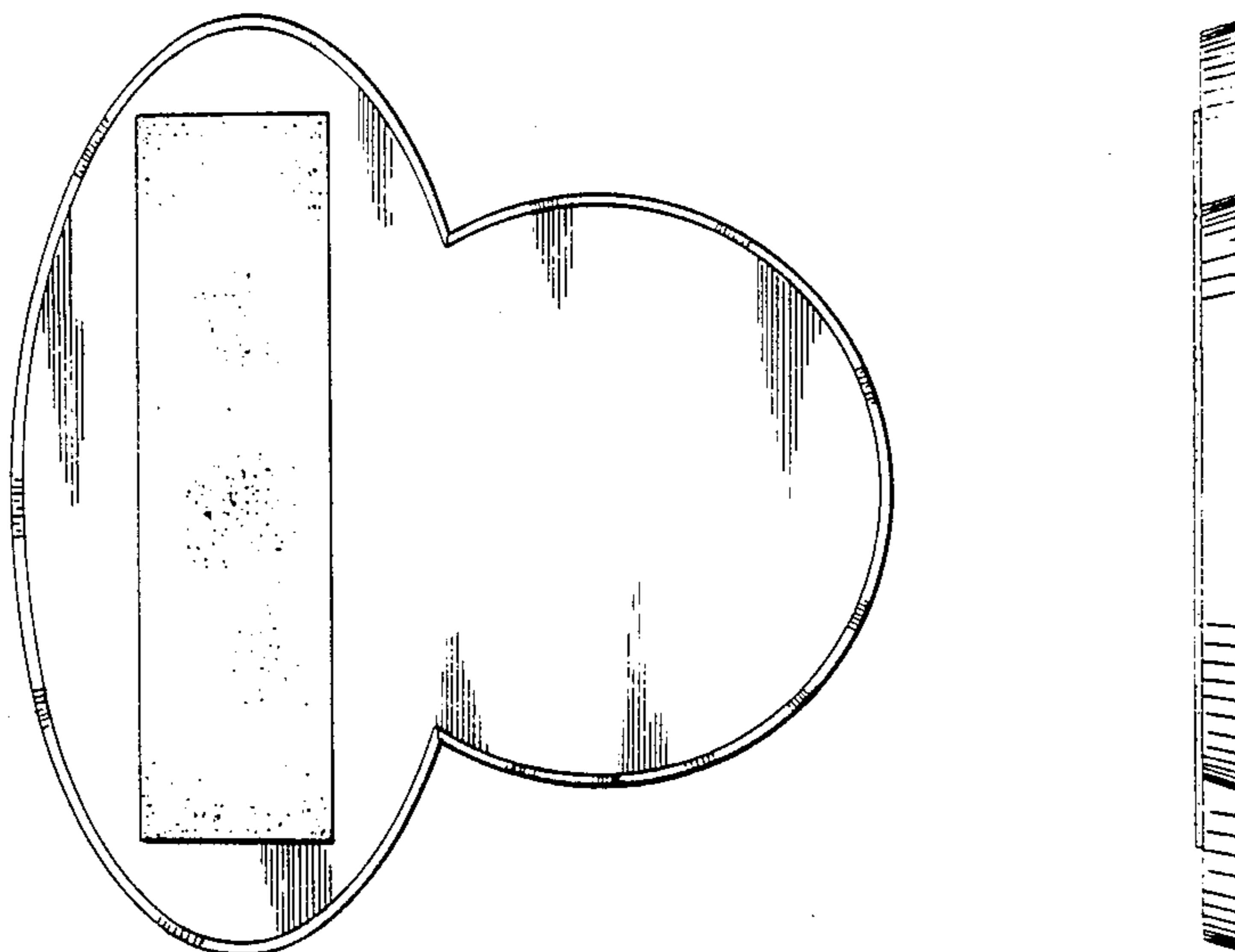
DESCRIPTION

FIG. 1 is a top plan view of a lifting handle for toilet seats showing my new design;
FIG. 2 is a front elevational view thereof;
FIG. 3 is a bottom plan view thereof; and
FIG. 4 is a rear elevational view thereof.

[56] References Cited

U.S. PATENT DOCUMENTS

D. 161,108	12/1950	Kandarian	D23/311
D. 191,497	10/1961	Hottle	D8/300
D. 237,797	11/1975	Hermann	D8/319
D. 245,095	7/1977	Murray	D23/309 X
D. 273,128	3/1984	Roddick	D23/311 X
1,999,555	4/1935	Adams	D23/311 X



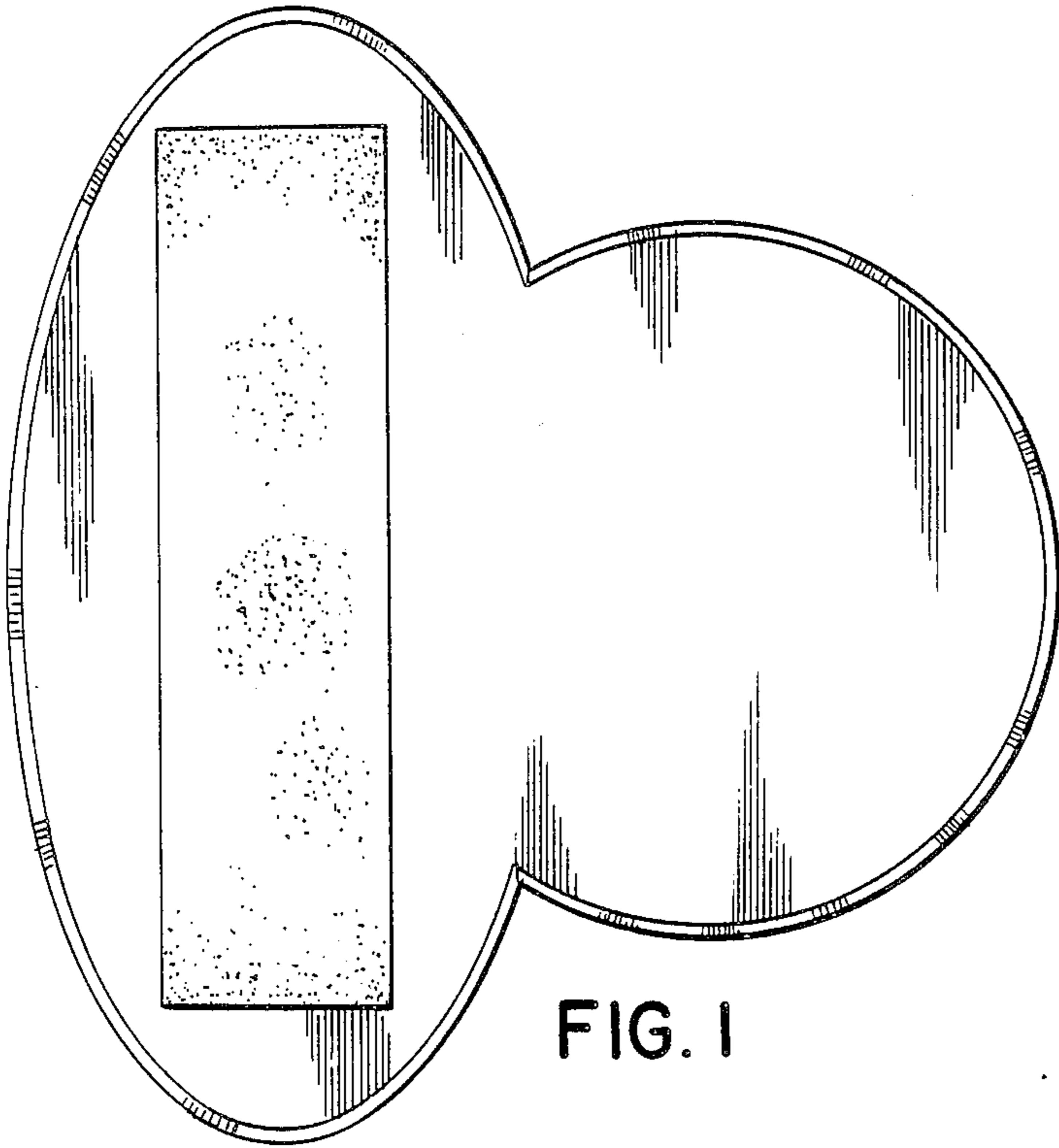


FIG. 1

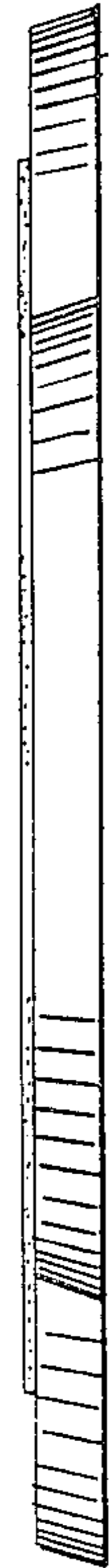


FIG. 2

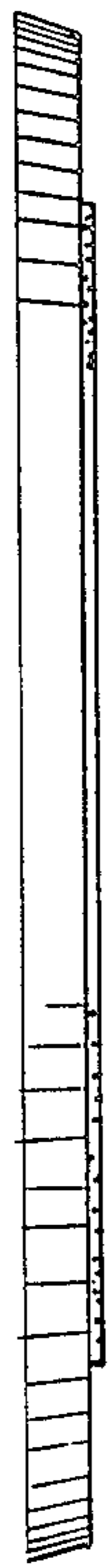


FIG. 4

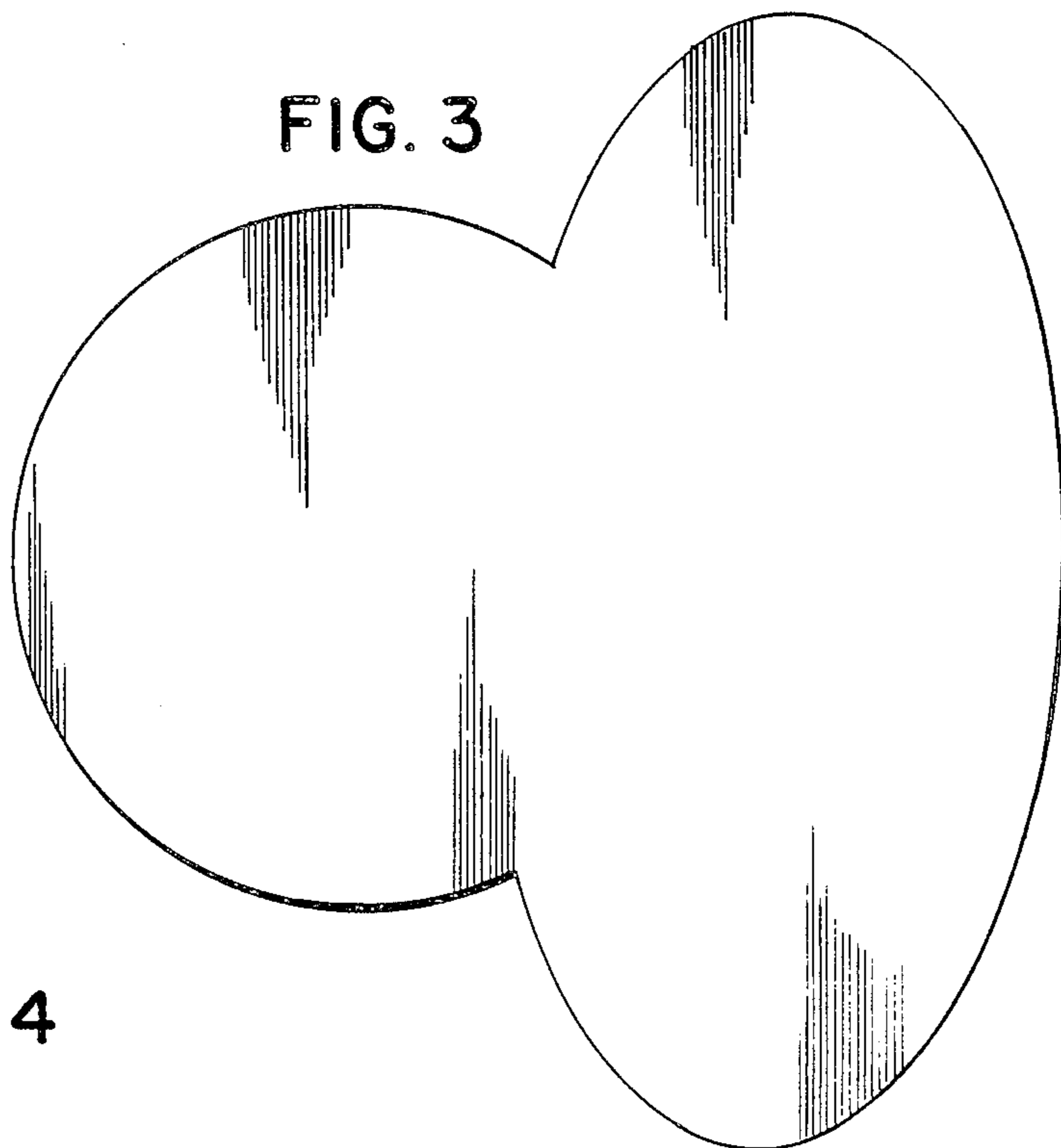


FIG. 3