

[54] ADJUSTABLE TORQUE WRENCH

[75] Inventor: Bosko Grabovac, Arcadia, Calif.

[73] Assignee: Consolidated Devices Inc., City of Industry, Calif.

[**] Term: 14 Years

[21] Appl. No.: 753,955

[22] Filed: Jul. 11, 1985

[52] U.S. Cl. D8/24

[58] Field of Search D8/24, 25, 29; 81/60, 81/61, 62, 63, 63.1, 63.2, 177.85, 121.1, 124.3

[56] References Cited

U.S. PATENT DOCUMENTS

3,939,924 2/1976 Grabovac D8/24

OTHER PUBLICATIONS

Klein Tools Catalog No. 127, ©1984, p. 54, Torque Wrench No. 57010, center left side of page.
Williams Catalog No. 306, p. 1 of Technical Bulletin-113, Torque Wrench, top of page.

Primary Examiner—James M. Gandy
Attorney, Agent, or Firm—George A. Maxwell

[57] CLAIM

The ornamental design for an adjustable torque wrench, as shown.

DESCRIPTION

FIG. 1 is a side elevation view of an adjustable torque wrench, showing my new design;
FIG. 2 is a top plan view thereof;
FIG. 3 is an opposite side elevation view thereof;
FIG. 4 is a bottom plan view thereof;
FIG. 5 is an end elevation view thereof;
FIG. 6 is an opposite end elevation view thereof; and,
FIG. 7 is a side elevation view thereof, in an alternate position.

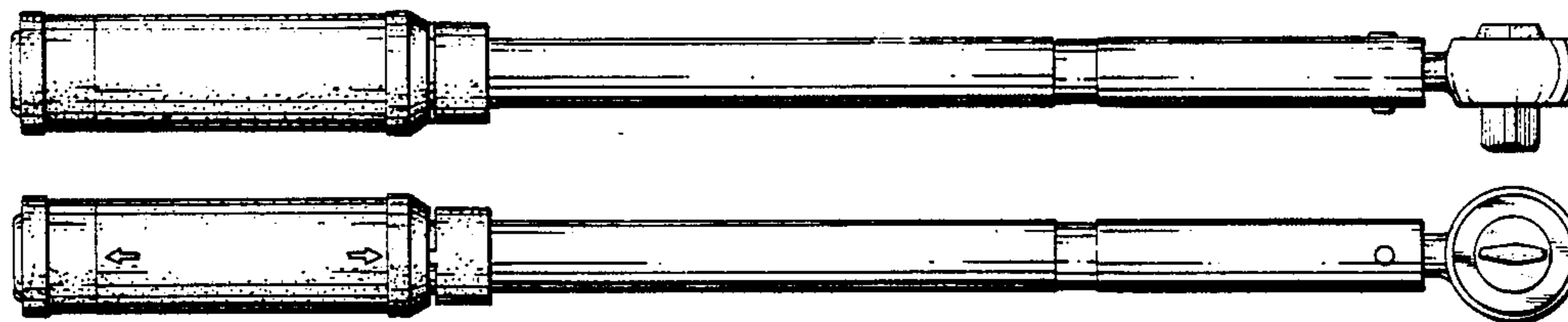


FIG. 1.

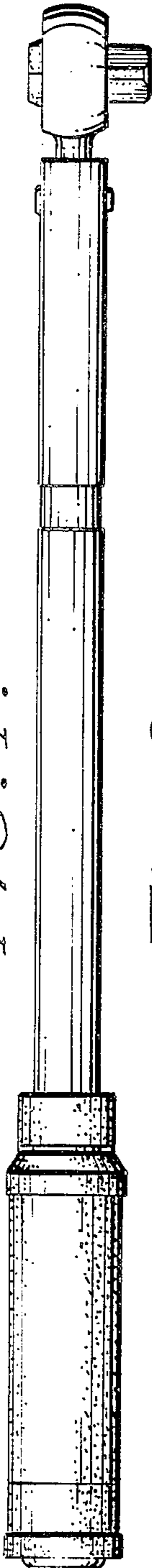


FIG. 2.

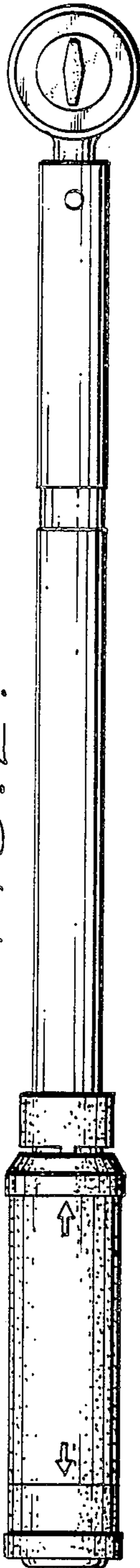


FIG. 3.

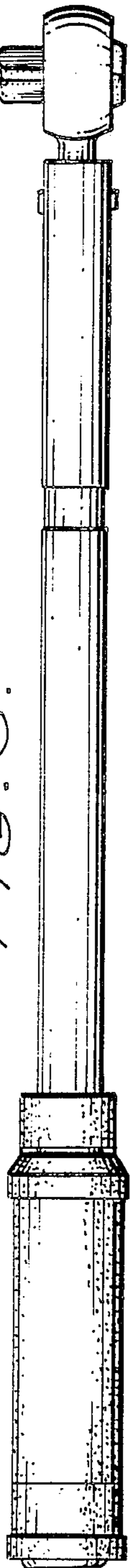


FIG. 4.




FIG. 5.

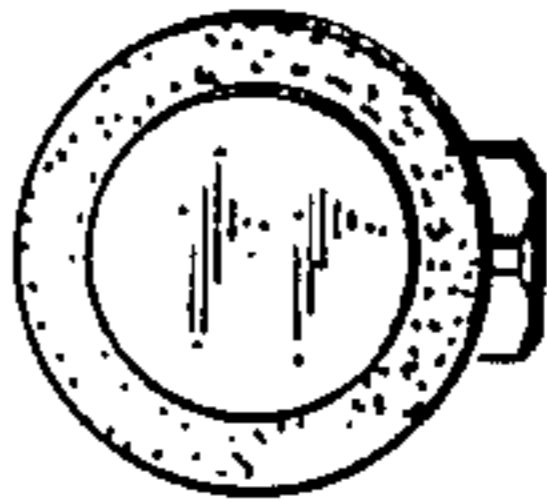


FIG. 6.

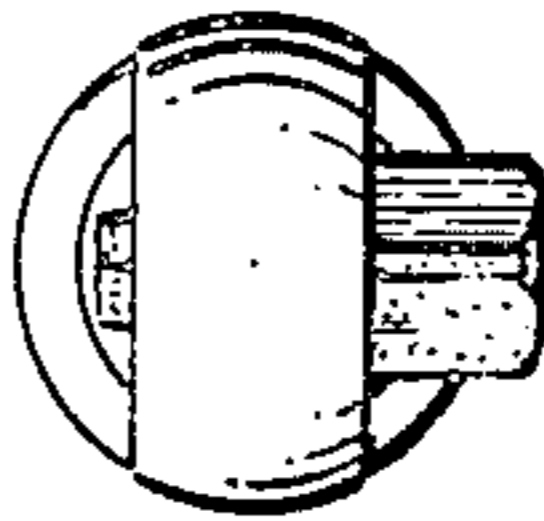


FIG. 7.

