

[54] PROTECTIVE COVER FOR A FAUCET AERATOR

[76] Inventor: Norman J. MacLeod, 26 Nicole Ave., West Yarmouth, Mass. 02673

[\*\*] Term: 14 Years

[21] Appl. No.: 698,240

[22] Filed: Feb. 5, 1985

[52] U.S. Cl. .... D23/227

[58] Field of Search ..... D23/34-36, D23/41, 42, 47, 227; 239/288-288.5, 424.5, 428.5, 546, 602; 137/379

[56] References Cited

U.S. PATENT DOCUMENTS

|            |         |               |       |             |
|------------|---------|---------------|-------|-------------|
| D. 128,220 | 7/1941  | Werner        | ..... | D23/35      |
| D. 195,324 | 5/1963  | Gloor         | ..... | D23/35      |
| D. 235,772 | 7/1975  | Saporito      | ..... | D23/35      |
| 2,849,217  | 8/1958  | Bachli et al. | ..... | 239/428.5 X |
| 3,348,777  | 10/1967 | Hjulian       | ..... | 239/424.5   |

FOREIGN PATENT DOCUMENTS

2357257 5/1975 Fed. Rep. of Germany ... 239/288.3

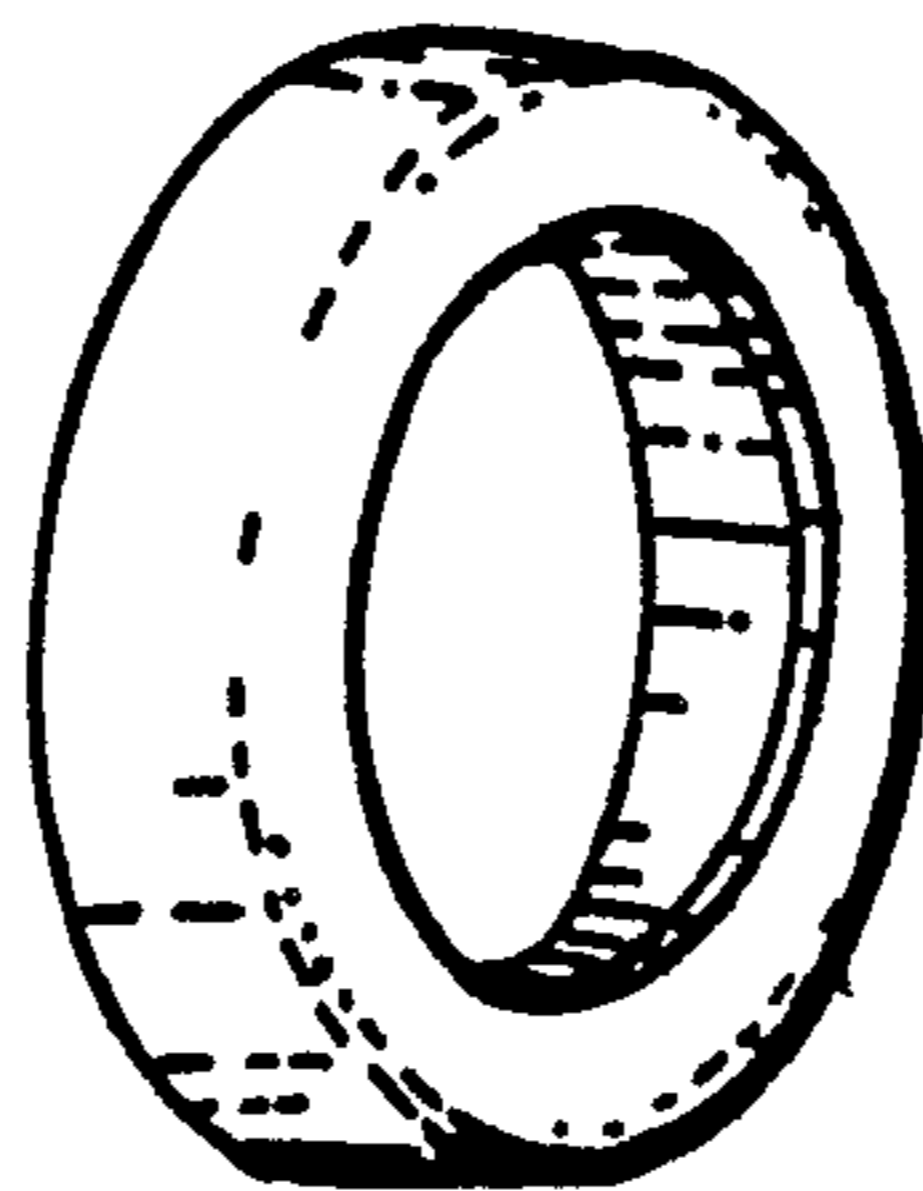
Primary Examiner—James R. Largen  
Attorney, Agent, or Firm—V. L. Leon; Harry I. Leon

[57] CLAIM

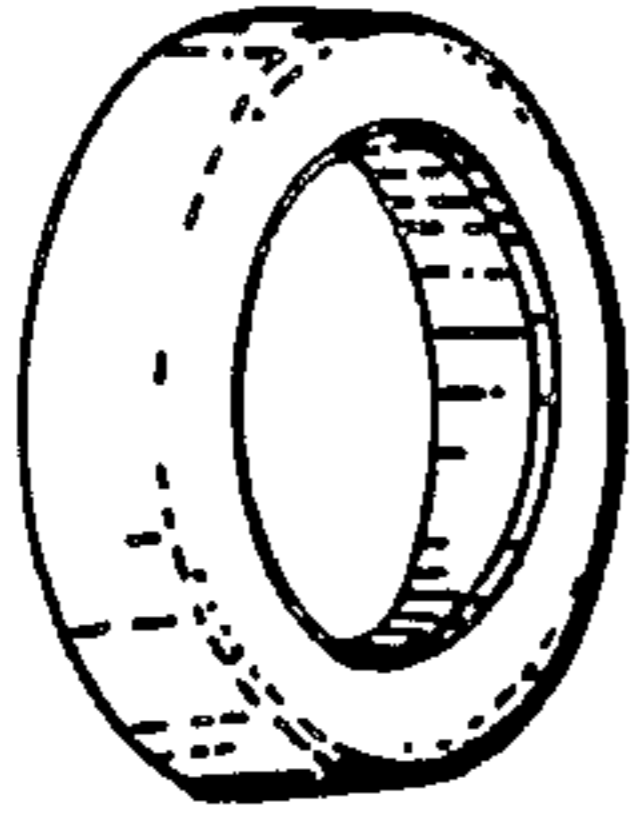
The ornamental design for a protective cover for a faucet aerator, as shown and described.

DESCRIPTION

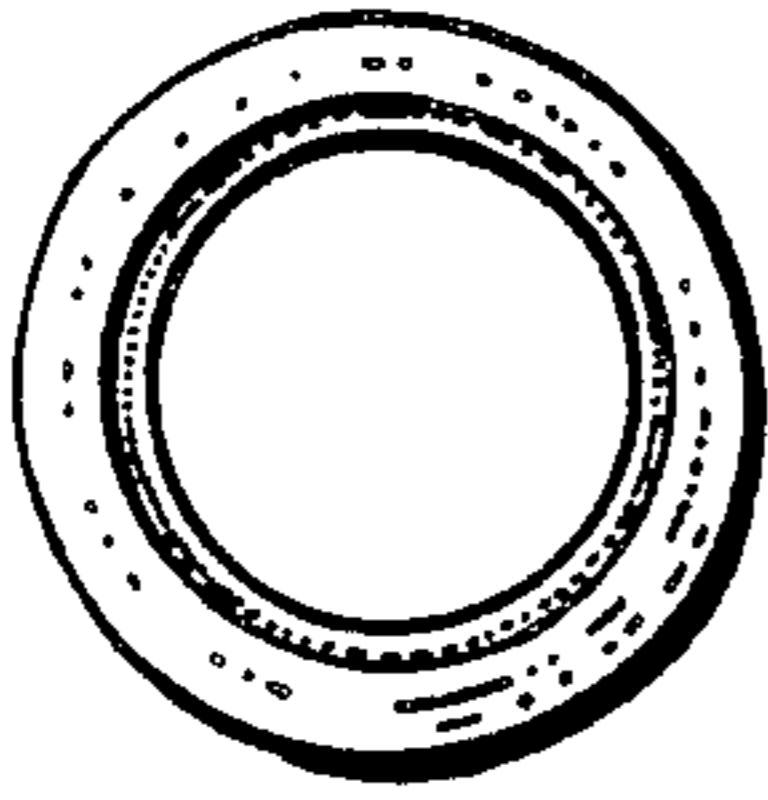
FIG. 1 is a perspective view of a protective cover for a faucet aerator embodying my new design;  
FIG. 2 is a top plan view thereof;  
FIG. 3 is a bottom plan view thereof;  
FIG. 4 is a side elevational view thereof;  
FIG. 5 is another side elevational view thereof;  
FIG. 6 is a third side elevational view thereof; and  
FIG. 7 is a cross-sectional view thereof.  
The broken line representation of a faucet aerator in FIG. 5 and the fragmentary broken line representation of a faucet spout in FIGS. 6 and 7 are for purposes of illustration only and form no part of the claimed design.



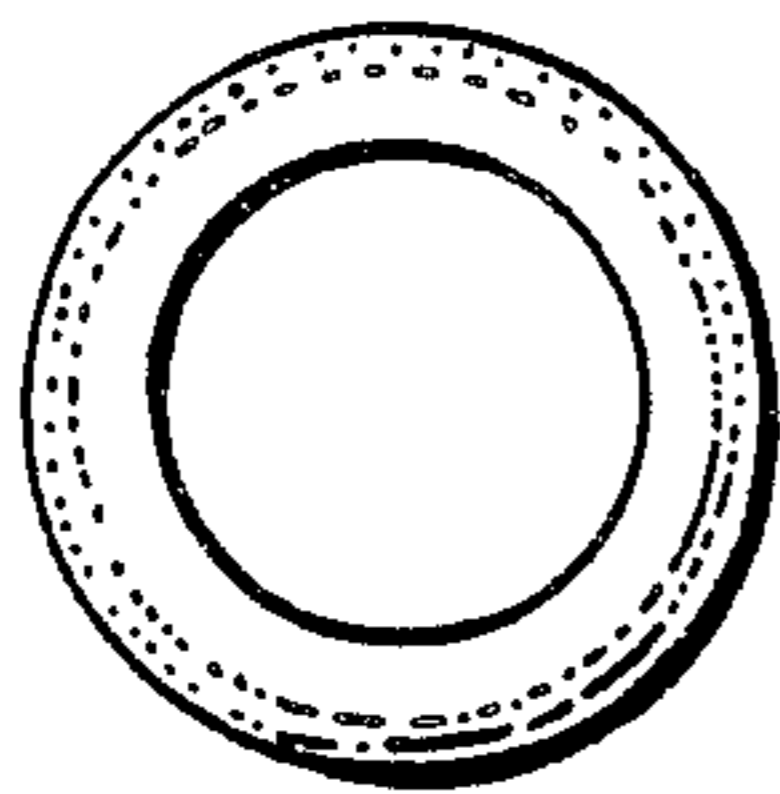
*Fig. 1.*





*Fig. 2.*



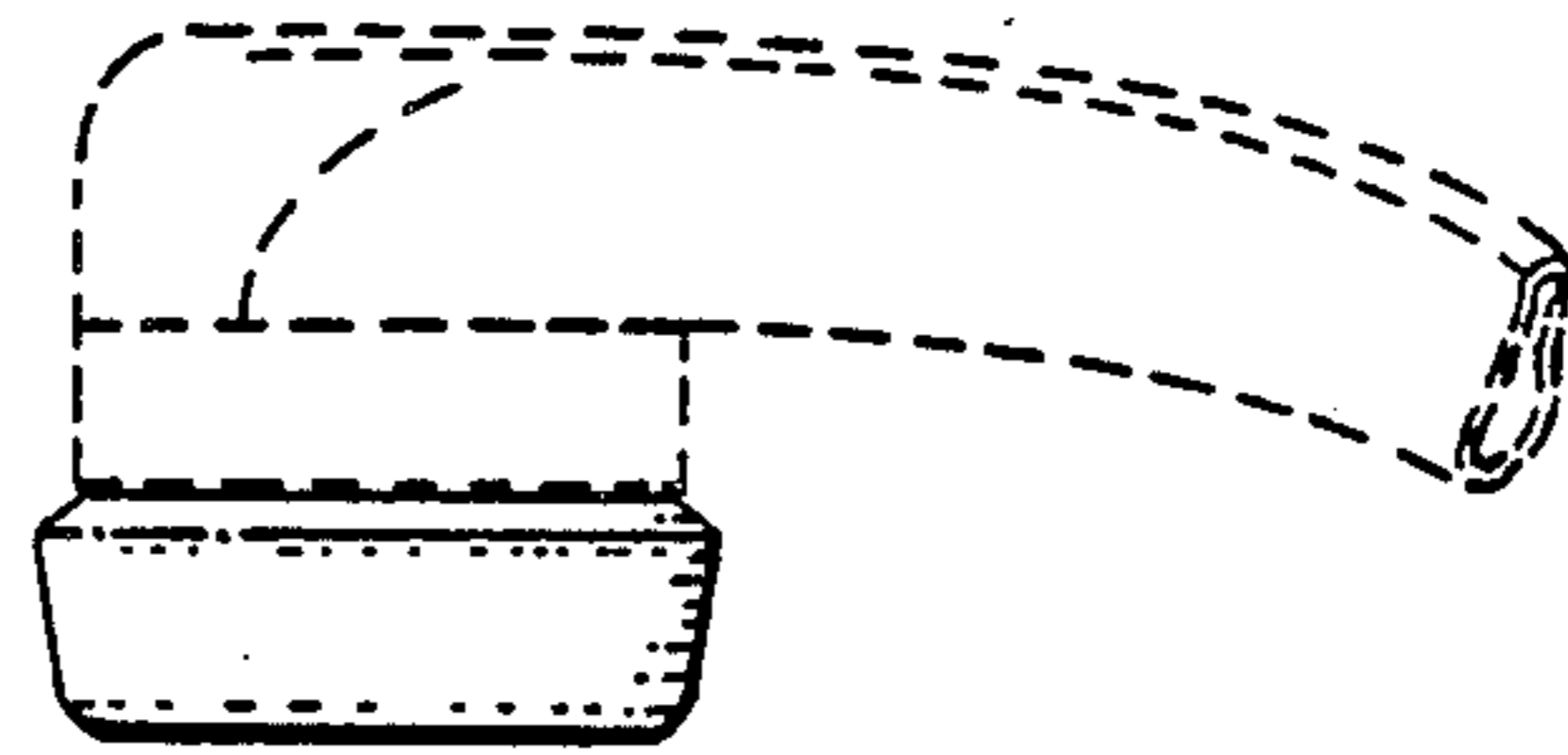
*Fig. 3.*



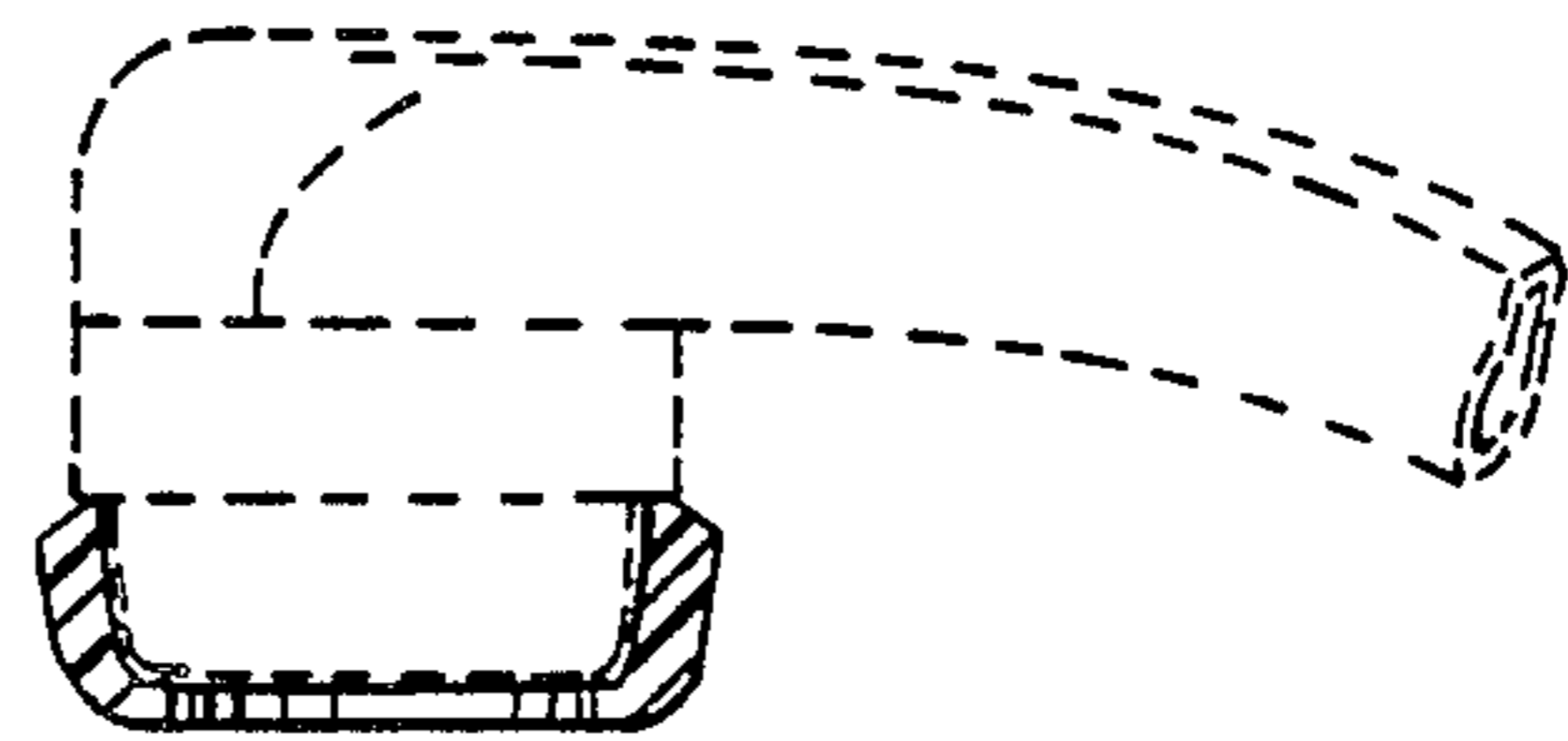
*Fig. 4.*



*Fig. 5.*



*Fig. 6.*



*Fig. 7.*