

[54] ELECTROPHOTOGRAPHIC COPIER

4,571,953 2/1986 Kasama 355/3 R
4,598,993 7/1986 Mizutani 355/3 R

[75] Inventors: Nobuo Masaki, Kawasaki; Eiko Sekine, Yokohama, both of Japan

[73] Assignee: Canon Kabushiki Kaisha, Tokyo, Japan

[**] Term: 14 Years

[21] Appl. No.: 764,000

[22] Filed: Aug. 9, 1985

[30] Foreign Application Priority Data

Feb. 14, 1985 [JP] Japan 60-5394

[52] U.S. Cl. D16/31

[58] Field of Search D16/27-32;
355/3 R, 3 CH, 3 SH, 5, 8, 11, 14 R, 14 SH,
18-19, 45-51, 54

[56] References Cited

U.S. PATENT DOCUMENTS

- D. 220,923 6/1971 Blomgren D16/31
- D. 278,246 4/1985 Masaki D16/31
- D. 280,634 9/1985 Imada D16/31
- D. 285,209 8/1986 Kosako D16/31
- 4,364,656 12/1982 Yanagawa 355/3 CH
- 4,490,035 12/1984 Sugiura 355/8

OTHER PUBLICATIONS

Canon PC-10/20 Brochure—3/83—rear cover—P.C. copiers at left.

Canon Brochure—“A Commitment to Copying Excellence—5/84—rear cover Copiers at left.

Primary Examiner—Nelson C. Holtje
Attorney, Agent, or Firm—Fitzpatrick, Cella, Harper & Scinto

[57] CLAIM

The ornamental design for an electrophotographic copier, as shown and described.

DESCRIPTION

FIG. 1 is a front elevational view of an electrographic copier showing our new design;
FIG. 2 is a rear elevational view thereof;
FIG. 3 is a top plan view thereof;
FIG. 4 is a bottom plan view thereof;
FIG. 5 is a left side elevational view thereof;
FIG. 6 is a right side elevational view thereof;
FIG. 7 is a top and right front perspective view thereof;
FIG. 8 is a top and right front perspective view thereof with the handle extended.

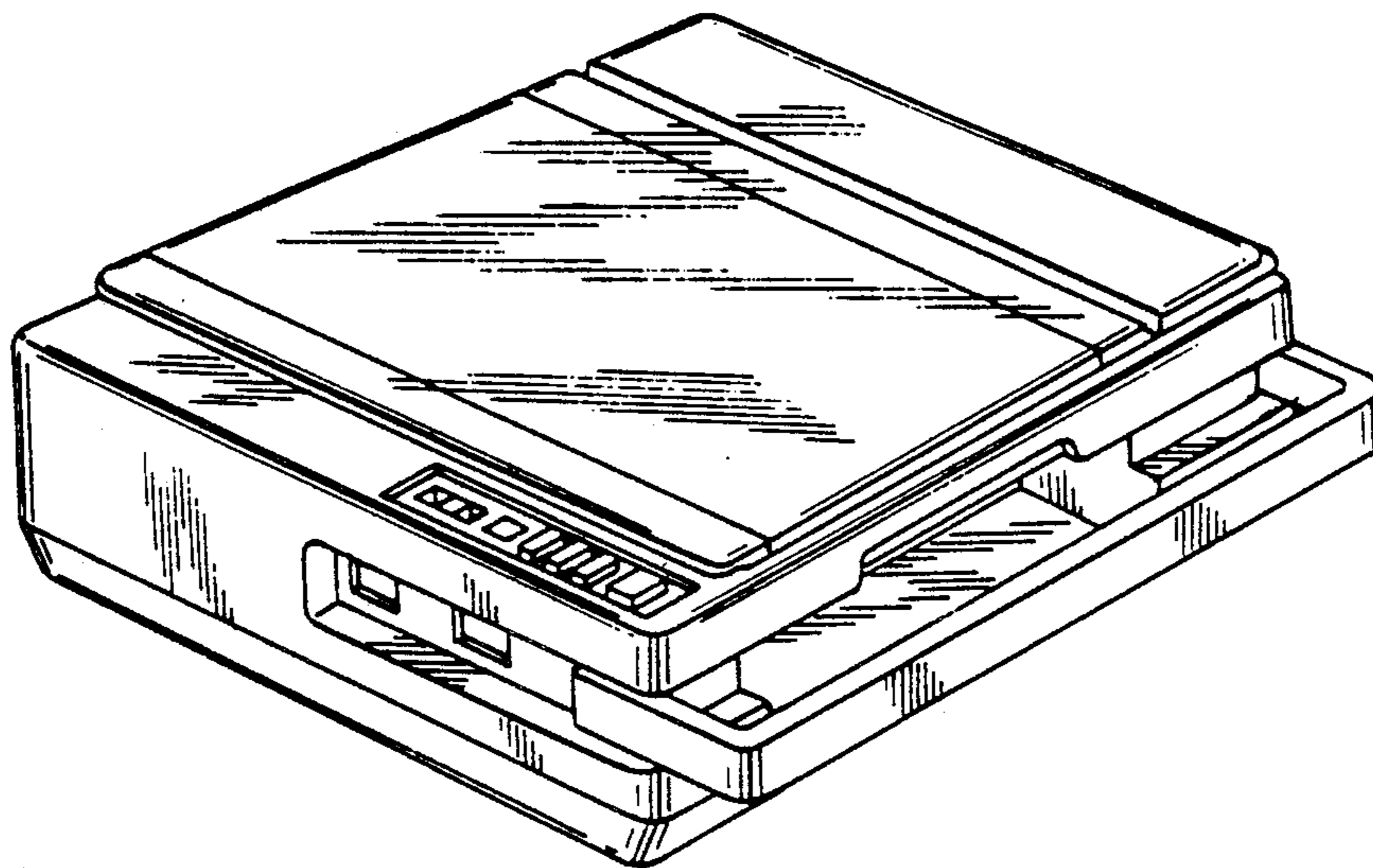


FIG. 1




FIG. 2




FIG. 3




FIG. 4




FIG. 5

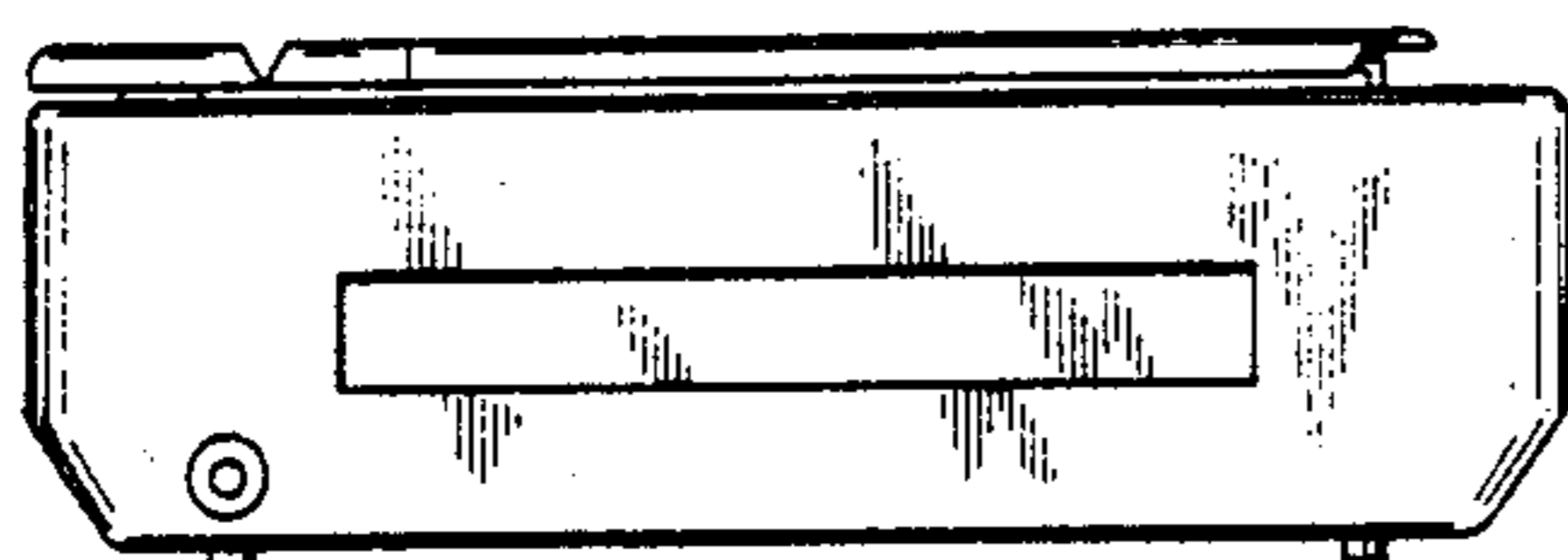


FIG. 6

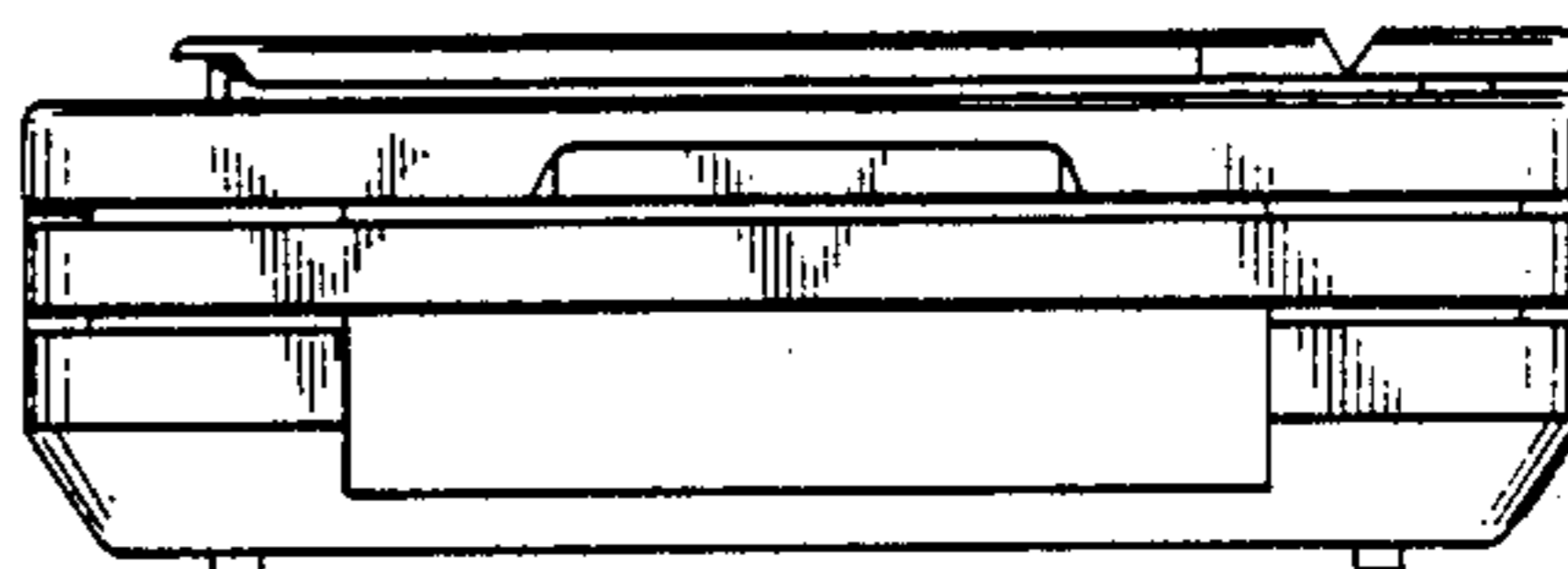


FIG. 7

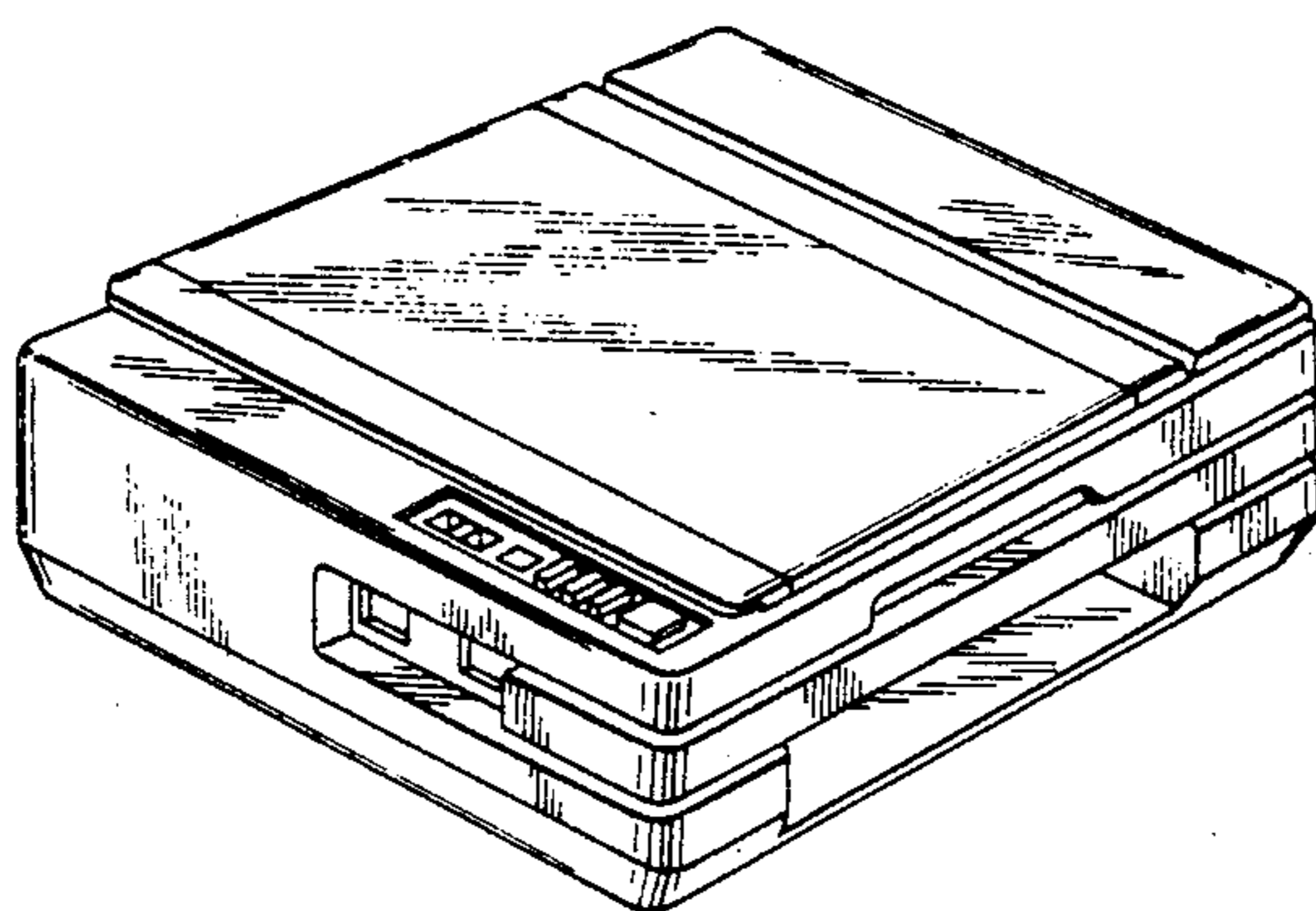


FIG. 8

