

[54] WHEEL COVER

[75] Inventor: Boyke Boyer, Seefeld, Fed. Rep. of Germany

[73] Assignee: Bayerische Motoren Werk Aktiengesellschaft, Munich, Fed. Rep. of Germany

[*] Notice: The portion of the term of this patent subsequent to Jan. 27, 2001 has been disclaimed.

[**] Term: 14 Years

[21] Appl. No.: 758,960

[22] Filed: Jul. 25, 1985

[30] Foreign Application Priority Data

Jan. 29, 1985 [DE] Fed. Rep. of Germany ... MR 16007

[52] U.S. Cl. D12/211

[58] Field of Search D12/209, 211; 301/37 R, 301/63 R, 64 R, 64 SD, 65

[56] References Cited

U.S. PATENT DOCUMENTS

D. 287,960 1/1987 Boyer D12/211

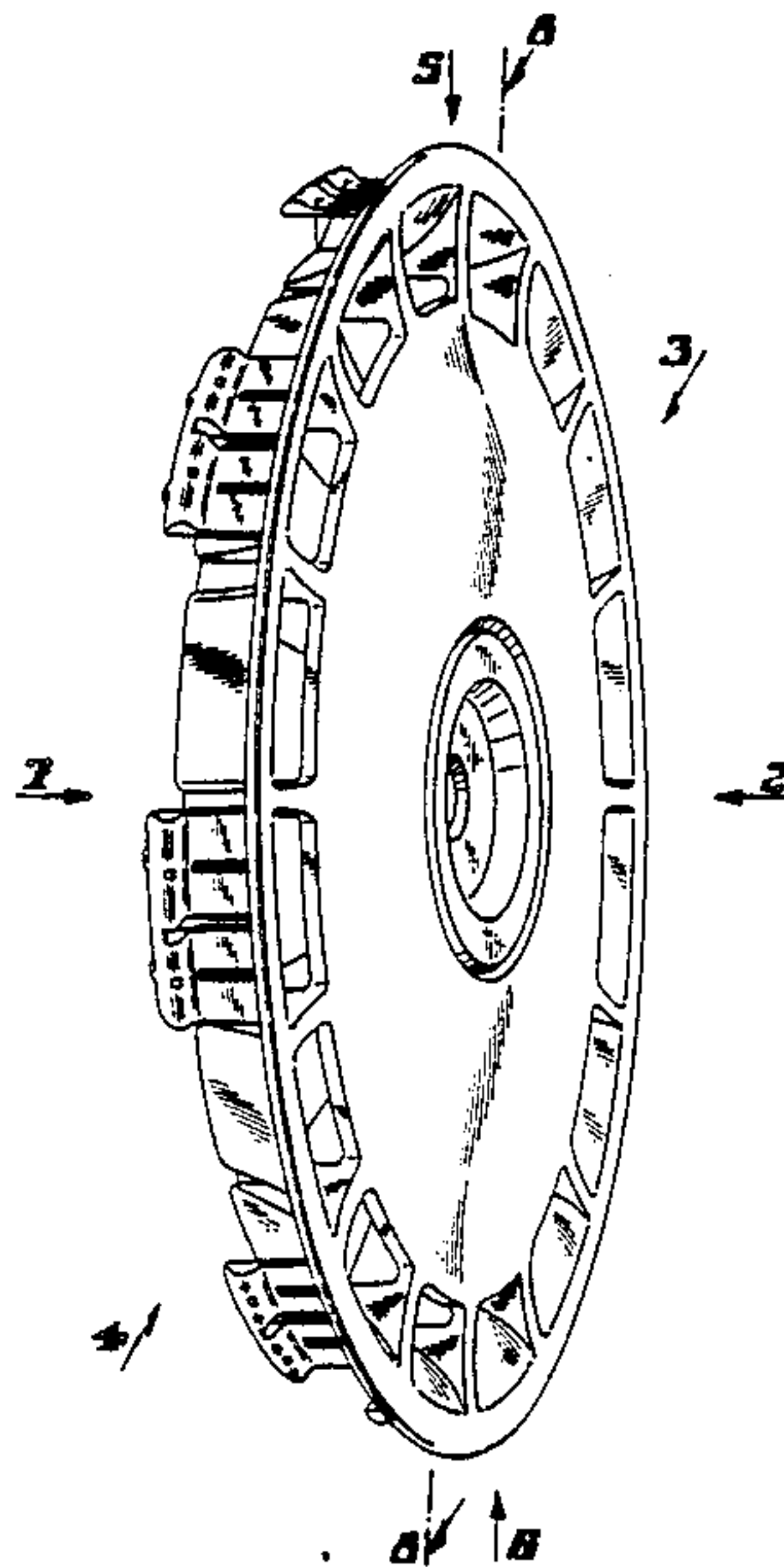
Primary Examiner—James M. Gandy
Attorney, Agent, or Firm—Barnes & Thornburg

[57] CLAIM

The ornamental design for a wheel cover, as shown and described.

DESCRIPTION

FIG. 1 is a perspective view of the wheel cover embodying my novel design;
FIG. 2 is an elevational view of the wheel cover taken in the direction of arrow 2 of FIG. 1;
FIG. 3 is an end elevational view of the wheel cover taken in the direction of arrow 3 of FIG. 1;
FIG. 4 is an end elevational view thereof taken in the direction of arrow 4 of FIG. 1;
FIG. 5 is a top plan view on the wheel cover taken in the direction of arrow 5 of FIG. 1;
FIG. 6 is a bottom plan view on the wheel cover taken in the direction of arrow 6 of FIG. 1;
FIG. 7 is an elevational view taken in the direction of arrow 7 of FIG. 1; and
FIG. 8 is a cross-sectional view, taken along line 8—8 of FIG. 1.



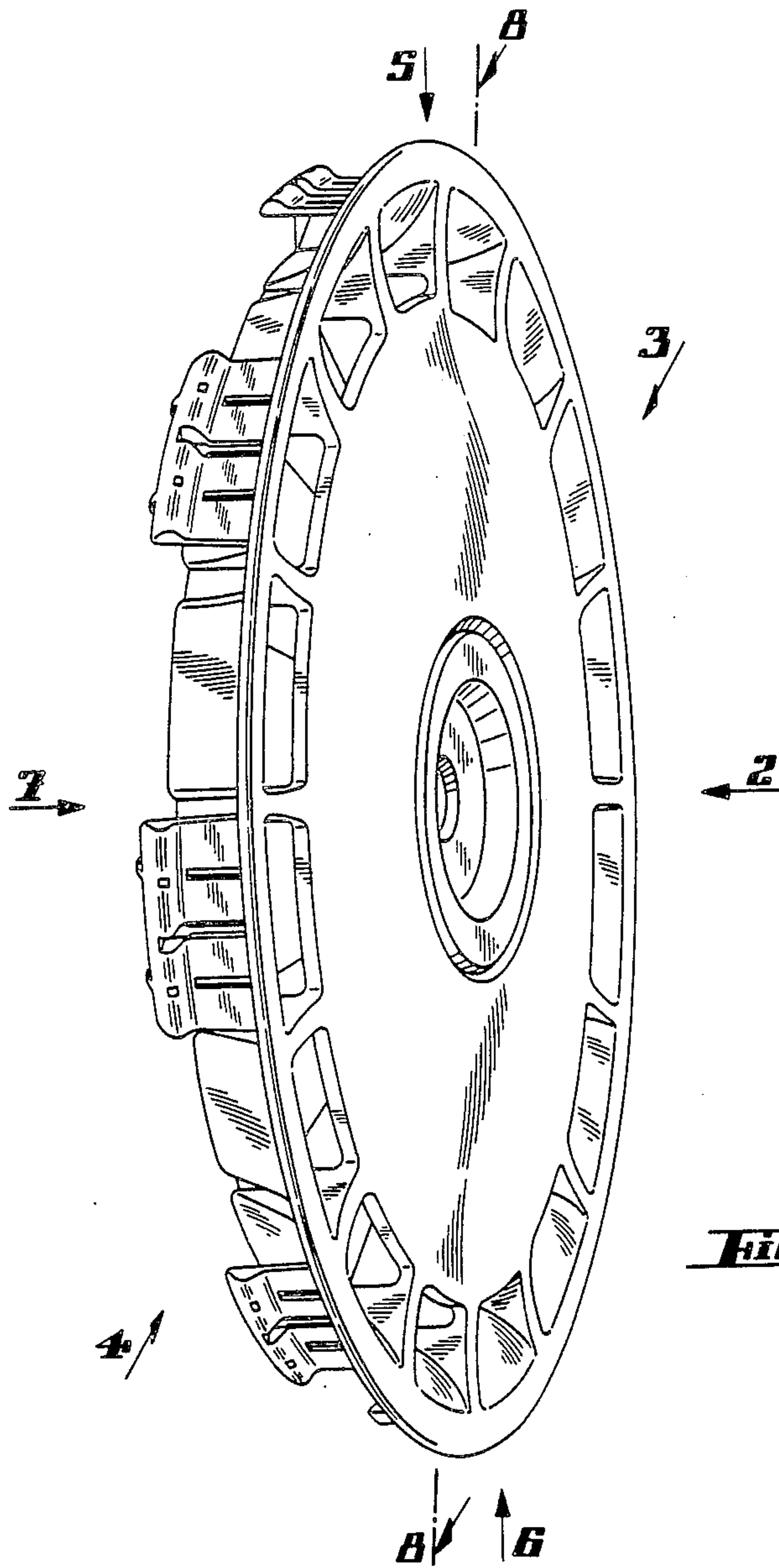



Fig. 1

Fig. 2



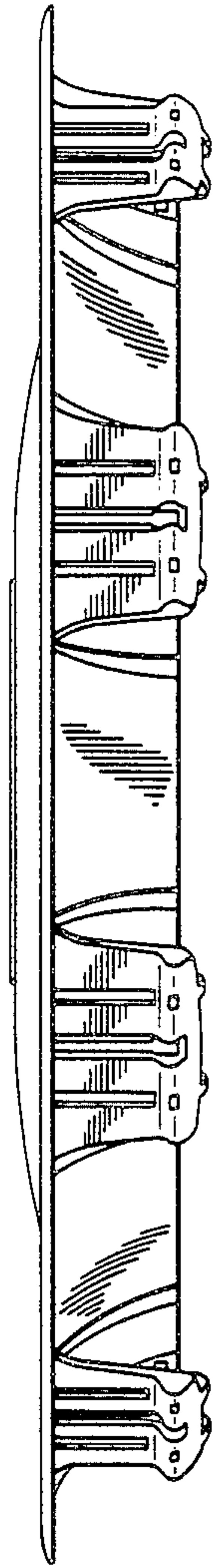


Fig. 3

Fig. 4

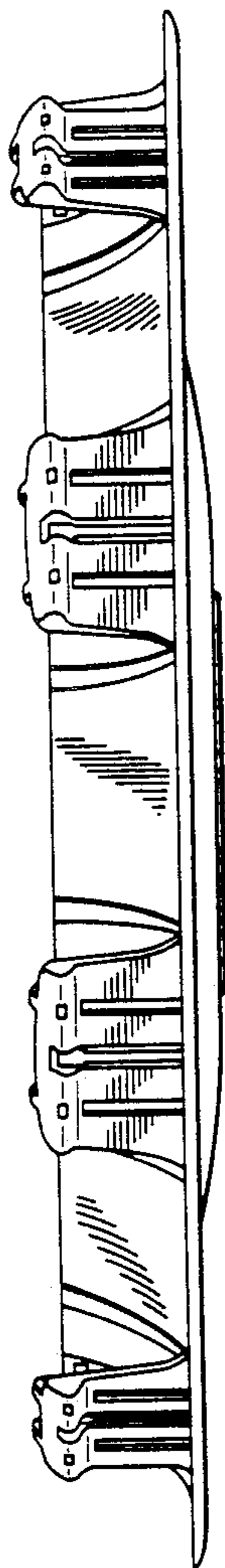


Fig. 5

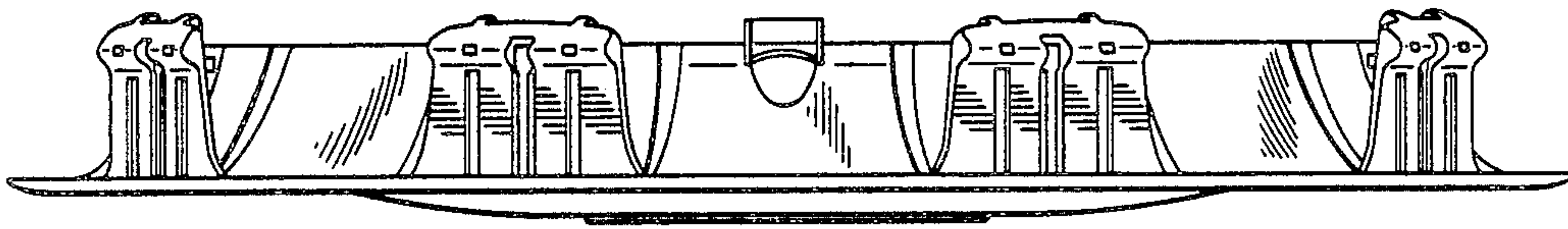


Fig. 6

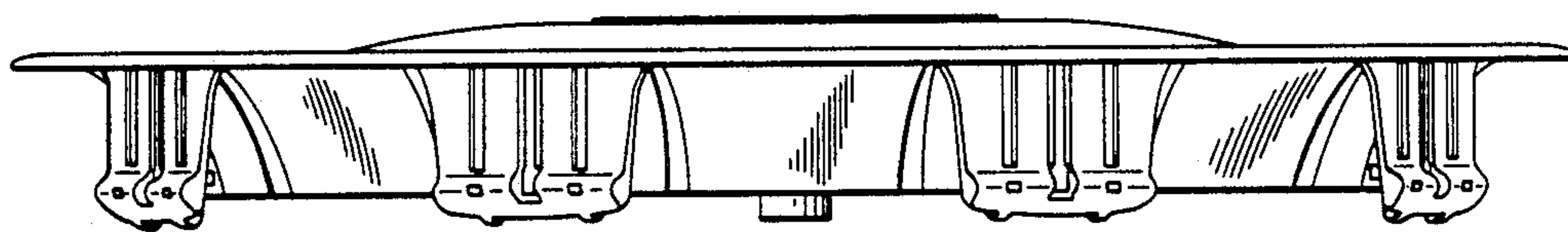



Fig. 7



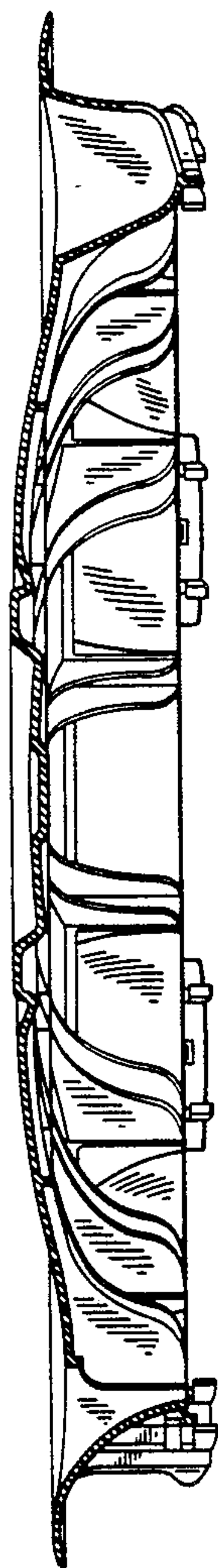


Fig. 8